Digital Depth Gages
Page 68-73

Dial Depth Gages
Page 73

Vernier Depth Gages
Page 74-76

Extension Bases
Page 76

Mini Depth Gages
Page 76-77

Depth Gages
Page 78-81

Depth Micrometers
Page 82-83

Depth Micrometer Checkers
Page 83

https://precishop.hu

%

*

!
*

#

"#

$ *

)

"

!

!

$

*

"

"

19 - A H AS — AGE 474-494

V AS G
S F
A H LS G A S G F S

G F S
F 3 S S GG - Y
3 B S

F A A S SS
B S F Z S S
A H LS W H ABL Z S S

Z S S

20 L V LS — AGE 495-508

SS-L
L V LS LAS L V LS S LF-L V L G
A Y LAS S

21 — AGE 509-529

A GAG SA
L A S AL S S AL S S LAYS

LAS S A
A L AKAG S S S S S

L S S

22 FLAW S — AGE 530-535

ABL
G AL L AS AG W V FLAW
FLAW S FLAW S L GH S

A S A A
S BL KS

23 — AGE 536-557

AS G A S S YL F

GAG BL K S A S A
F BALL GAG S J G S S F

24 F L J S, Q K AS SYS S, V S AS G SYS S — AGE 558-593

F L Q K AS V S AS G
J S SYS S SYS S

2 % S S, AG F S — AGE 594-668

L AK S S G AL S S S S

L S G
AG F S S S

26 V S S AGE 669-685

V S S G B S S

27 A G S AGE 686-702

A G
H K SS GAG S

S FA
F L GAG S

W F L GAG S

H L AY S

GL SS S

L S

L HA SS
S S

SS
A H S S S

G AL
A H S S S

A AL
AB AS S S

A F L
FL B L Y S S

A S S

28 ABL S S AGE 703-736

L AG
L AS
H K SS GAG S

L AS
H K SS GAG S

A H S

S B S S

V B A S

LAS S A
S

ABL
V Y/ S S

ABL pH S

F A S

G AL
S WA H S

S K S

G AL S
S

FF
SS A

AL
S

A S

B
SS

B
GAG S

S L V L S

L GH S

V L GH S

GAS S

SLA S

LAS B L
S S

L GH A S A
S

G AL GLASS
H K SS S

29 L S G AGE 737-745

S S A
S S

W S L S

G AL L S

G AL A /
LA S

V L AG S S

30 H A Y AS A

AGE 746-757



31 G H SS SS, S F L A S

AGE 758-786

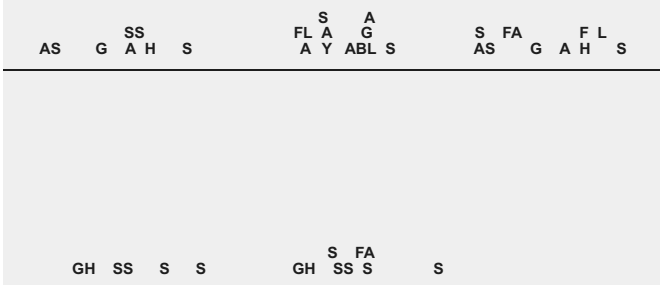

32 HA SS S S

AGE 787-842



3 % Q Q S W S H S

AGE 879-903

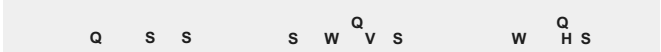

33 ALL G A HY A A

AGE 843-857

34 F S G A H S, GAG S

AGE 858-878

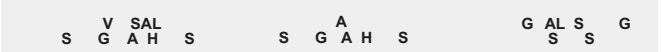



36 S AL S

AGE 904-920

37 SAL S AY S A S, A H Y HA B S

AGE 921-925



DATA OUTPUT A D SOFTWARE

01

Data Management Softwares
Page 2-3

Wireless Data Transmission Systems
Page 4-7

Data Output Cables
Page 8-1 %

MEASUREME T DATA MA A 0EME T A D A A , 1S 2S SOFTWARE CODE 7317

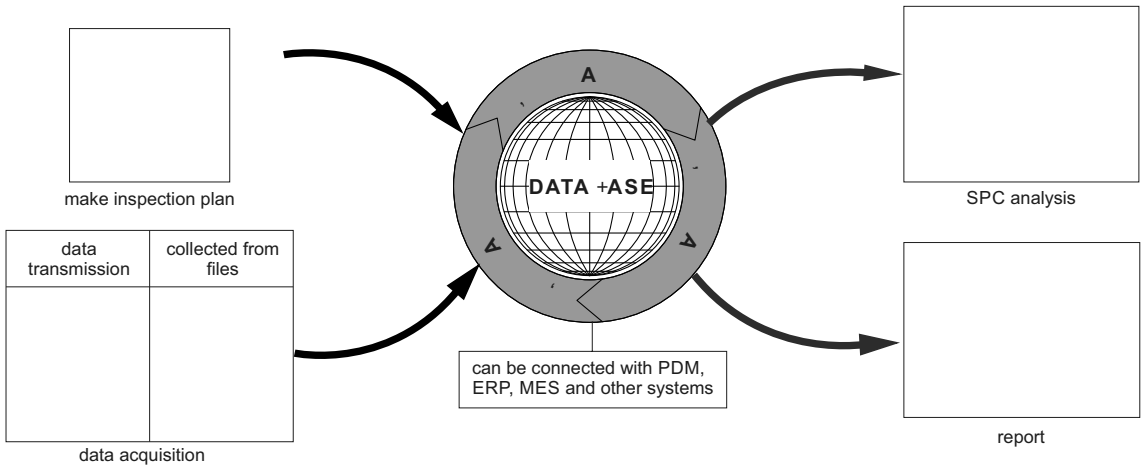

Ma -e inspe .tion plan

- Define the dimensions, tolerances, control ran e and other parameters of workpieces

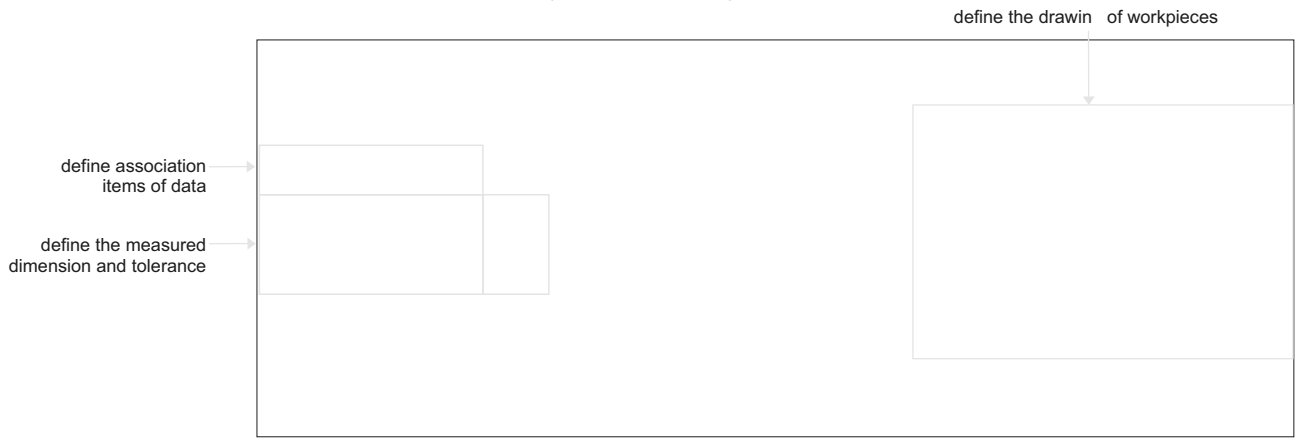

Data a . /uisition

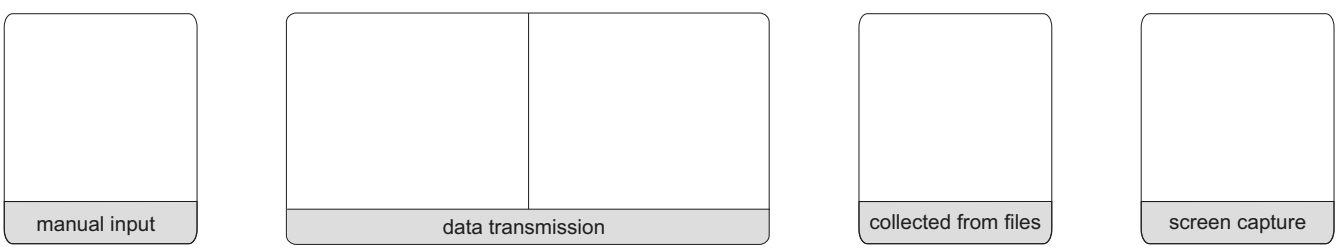

measurement interface

To be continued

Continued from previous pa e

SPC

- Provide variety of quality analysis control charts

Xbar-R control chart	I-MR control chart	run control chart
Xbar-S control chart	CPK control chart	sub roup run chart

Report



report template

enerate report

Management of inspe .tion plan

mana ement by customers

mana ement by drawin s

mana ement by departments

W 2RE ,ESS DATA TRA SM 2SS 2O S 1STEM

- Throu h wireless transmission, the measurement data can be transmitted to computers or mobile phones
- Wireless zi bee protocol, conformin to IEEE802, 2.4GHz band
- Transmission distance is 15 meter (under the condition of no obstruction and no electroma netic interference 4

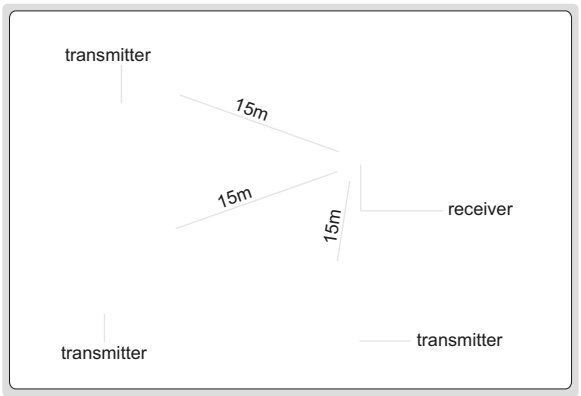

Transmitter

- Connectin to di ital measurin tools such as calipers, micrometers and indicators
- CR2032 battery

Co 4e	Des .ription	Transmitter	Conne .ting wit 3 measuring tool	Transmit 4ata
731 %-21	transmitter for di ital calipers	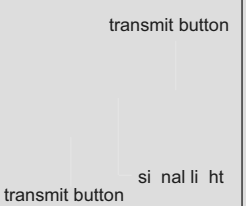		■ Press the transmit button on the plu of cable, can also press the transmit button of the transmitter ■ Data is transmitted once, the si nal li ht of the transmitter flashes once
731 %-22	transmitter for lar e di ital calipers			■ Press the transmit button of the transmitter ■ Data is transmitted once, the si nal li ht of the transmitter flashes once
731 %-30	transmitter for di ital micrometers			■ Press the “data” button of di ital micrometer, can also press the transmit button of the transmitter ■ Data is transmitted once, the si nal li ht of the transmitter flashes once, at the same time, the si nal li ht on the di ital micrometer flashes once
731 %-31	transmitter for di ital micrometers			■ Press the “data” button of di ital micrometer ■ Data is transmitted once, the si nal li ht on the di ital micrometer flashes once

To be continued

Continued from previous pa e

Co 4e	Des .ription	Transmitter	Conne .ting wit 3 measuring tool	Transmit 4ata
731 %- %0M	transmitter for di ital indicators	transmit button si nal li ht	 for **2108** 6 **2138** 6 **213** 7 series di ital indicators	▪ Press the “DATA” button of di ital indicator, can also press the transmit button of the transmitter ▪ Data is transmitted once, the si nal li ht of the transmitter flashes once, at the same time, the si nal li ht on di ital indicator flashes once
			 for other di ital indicators	▪ Press the transmit button of the transmitter ▪ Data is transmitted once, the si nal li ht of the transmitter flashes once
731 %- %1	transmitter for di ital indicators		 for **2108** 6 **2138** 6 **213** 7 series di ital indicators 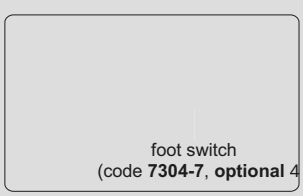	▪ Press the "DATA" button of di ital indicator, can also press the foot switch (code **7304-7**, **optional** 4 ▪ Data is transmitted once, the si nal li ht on di ital indicator flashes once
731 %- 50	transmitter for hi h precision di ital indicators	transmit button si nal li ht		▪ Press the transmit button of the transmitter ▪ Data is transmitted once, the si nal li ht of the transmitter flashes once
7315-80	transmitter for di ital calipers/ micrometers	transmit button signal light		▪ Press the “SET” button of the calipers/micrometers, can also press the transmit button of the transmitter ▪ Data is transmitted once, the si nal li ht of the transmitter flashes once

To be continued

Continued from previous pa e

Co 4e	Des .ription	Transmitter	Conne .ting wit 3 measuring tool	Transmit 4ata
731 %-33 %0	transmitter for di ital micrometers	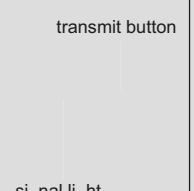		▪ Press the transmit button of the transmitter ▪ Data is transmitted once, the si nal li ht of the transmitter flashes once
731 %-11 %0	transmitter for digital hei ht a es			▪ Press the transmit button of the transmitter ▪ Data is transmitted once, the si nal li ht of the transmitter flashes once
731 %-11 %1	transmitter for digital hei ht a es			▪ Press the transmit button of the transmitter ▪ Data is transmitted once, the si nal li ht of the transmitter flashes once
731 %-2771	transmitter for di ital protractor			▪ Press the transmit button of the transmitter ▪ Data is transmitted once, the si nal li ht of the transmitter flashes once
731 %-8301	transmitter for electronic balances	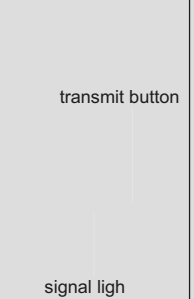		▪ Press the “⍓” transmit button of the electronic balances, can also press the transmit button of the transmitter ▪ Data is transmitted once, the si nal li ht of the transmitter flashes once

Re .ei 8**er** 9 -**eyboar** 4 **signal** :

- For computers and mobile phones
- Reco nized as HID keyboard device, the transmitted data is reco nized by computers or mobile phones as keyboard input data and press enter, such as 12.34↙. No need to install drivers and softwares
- Data can be transmitted to excel, word, txt etc.
- For any softwares which can receive keyboard si nal

Co 4e	Pro 4u .t	Des .ription	Remar -
731 %-3	US >port	sin le channel receiver	connected with 1 transmitter only

To be continued

Continued from previous pa e

Co 4e	Pro 4u .t	Des .ription	Remar -
731 %- 5	US >port	multichannel receiver	connected with @ transmitters, each channel has status indicator
731 %-7	type-C port		
731 %-8	micro US > port		
731 %- 7	li htnin port		

Re .ei 8er 9te ;t forma t8irtual .om port :

- For computers with windows system
- Text format virtual com port, converted to keyboard format with supplied software
- Supplied with Excel directional input software
- Measurement data can be transmitted to excel, word, txt etc. and any software which receives keyboard si nal

Co 4e	Pro 4u .t	Des .ription	Remar -
731 %-2	US >port antenna	multichannel receiver	connected with maximum 1 @ transmitters, each of them has unique identification code

E ; .el 4ire .tional input software

- Supplied with **731** %-2eceiver
- The measurement data of multiple measurin tools can be transmitted to the desi nated area of excel, which facilitates data mana ement and improves efficiency

Excel directional input software (included in **731** %-2, application example 1

Set the display area of caliper at >4- > ?,
the readin s of caliper are displayed at >4, >5... > ?.
Set the display area of micrometer at C4-C ?,
the readin s of micrometer are displayed at C4, C5... C ?.
Set the display area of hei ht a e at D4-D ?,
the readin s of hei ht a e are displayed at D4, D5... D ?.

serial of workpieces

the next data display area is indicated in reen

Excel directional input software (included in **731** %-2, application example 2

Set the display area of micrometer at >4-C ?, data input is from the left to the ri ht,
the readin s of micrometer are displayed at >4, C4, >5, C5... > ?, C ?.
Set the display area of caliper at D4-D ?,
the readin s of caliper are displayed at D4, D5... D ?.
Set the display area of depth a e at E4-E ?,
the readin s of depth a e are displayed at E4, E5... E ?.

serial of workpieces

the next data display area is indicated in reen

1

DATA OUTPUT CABLES (TEXT FORMAT, VIRTUAL COM PORT)

1) Data output cables with transmit box



Single transmit (can be switched to continuous transmit)

Code	Description	Plug to measuring tool	Plug to computer	Connecting with measuring tool	Transmit data
7305-21 **7305-R21**	cable for digi al calipers (leng 3m)			ransmi bu on	▪ Press e ransmi bu on on e plug of cable, can also press e ransmi bu on of e ransmi box, or press e foo swi c ▪ Da a is ransmi ed once, e signal lig of e ransmi box flas es once
7305-22 **7305-R22**	cable for large digi al calipers (leng 2.5m)				▪ Press e ransmi bu on of e ransmi box, or press e foo swi c ▪ Da a is ransmi ed once, e signal lig of e ransmi box flas es once
7305-30 **7305-R30**	cable for digi al microme ers (leng 2.5m)			signal lig “da a” bu on back	▪ Press e “da a” bu on of digi al microme er, can also press e ransmi bu on of e ransmi box, or press e foo swi c ▪ Da a is ransmi ed once, e signal lig of e ransmi box flas es once, a e same ime, e signal lig on e digi al microme er flas es once
7305-31 **7305-R31**	cable for digi al microme ers (leng 2.5m)			“da a” bu on signal lig back	▪ Press e “da a” bu on of digi al microme er, can also press e ransmi bu on of e ransmi box, or press e foo swi c ▪ Da a is ransmi ed once, e signal lig of e ransmi box flas es once, a e same ime, e signal lig on e digi al microme er flas es once

To be con inued

Con inued from previous page

Code	Description	Plug to measuring tool	Plug to computer	Connecting with measuring tool	Transmit data
7305-50M **7305-R50M**	cable for digi al gages (leng 2.5m)				■ Press e ransmi bu on of e ransmi box, or press e foo swi c ■ Da a is ransmi ed once, e signal lig of e ransmi box flas es once
7305-1150 **7305-R1150**	cable for digi al eig gages (leng 2.5m)				■ Press e ransmi bu on of e ransmi box, or press e foo swi c ■ Da a is ransmi ed once, e signal lig of e ransmi box flas es once



7305-40M

Continuous transmit (can be switched to single transmit)

Code	Description	Plug to measuring tool	Plug to computer	Connecting with measuring tool	Transmit data
7305-40M	cable for digi al indica ors (leng 2.5m)			 for **2108**, **2138**, **2139** series digi al indica ors	Con inuous ransmi is con rolled in sof ware Single ransmi : ■ Press e “DATA” bu on of digi al indica or, can also press e ransmi bu on of e ransmi box, or press e foo swi c ■ Da a is ransmi ed once, e signal lig of e ransmi box flas es once, a e same ime, e signal lig on digi al indica or flas es once No e: long press ransmi bu on o zero e digi al indica ors; sof ware of da a ransmi is included
				 for o er digi al indica ors	Con inuous ransmi is con rolled in sof ware Single ransmi : ■ Press e ransmi bu on of e ransmi box, or press e foo swi c ■ Da a is ransmi ed once, e signal lig of e ransmi box flas es once No e: long press ransmi bu on o zero e digi al indica ors; sof ware of da a ransmi is included

To be con inued

Con inued from previous page

Code	Description	Plug to measuring tool	Plug to computer	Connecting with measuring tool	Transmit data
7305-R40M	cable for digi al indica ors (leng 2.5m)			 for **2108**, **2138**, **2139** series digi al indica ors	Con inuous ransmi is con rolled in sof ware Single ransmi : ■ Press e “DATA” bu on of digi al indica or, can also press e ransmi bu on of e ransmi box, or press e foo swi c ■ Da a is ransmi ed once, e signal lig of e ransmi box flas es once, a e same ime, e signal lig on digi al indica or flas es once No e: long press ransmi bu on o zero e digi al indica ors; sof ware of da a ransmi is included
				 for o er digi al indica ors	Con inuous ransmi is con rolled in sof ware Single ransmi : ■ Press e ransmi bu on of e ransmi box, or press e foo swi c ■ Da a is ransmi ed once, e signal lig of e ransmi box flas es once No e: long press ransmi bu on o zero e digi al indica ors; sof ware of da a ransmi is included

Software (included in 7305-40M and 7305-R40M)

- Real- ime display
- Tolerance se ing, au oma ic judgmen , ou -of- olerance alarm
- Real ime s a is ics: max, min, average, Go/No-Go number
- Can save resul s as Excel



To be con inued

Con inued from previous page

communica ion pro ocol

- Baud: 9600bps
  Da a bi : 8
  S op bi 1
  C eck bi : None
  No flow con rol

- Da a ou pu forma

D1	D2	D3	D4	D5	D6	D7	D8	D9	D10

+or- Da a sec ion (floa ing poin) CR

Da a forma example
Display Ou pu
1.234 ➡ +0001.234↙
-1.234 ➡ -0001.234↙

- Da a ou pu forma wi ID number

D1	D2	D3	D4	D5	D6	D7	D8	D9	D10	D11	D12	D13	D14	D15	D16	D17	D18	D19	D20	D21

ID number Blank +or- Da a sec ion (floa ing poin) CR

Da a forma example
Display Ou pu
1.234 ➡ 4109210605 +0001.234↙
-1.234 ➡ 4109210605 -0001.234↙

- T e da a ransmission mode can be swi c ed:
  single or con inuous;
  T e da a ou pu forma can be swi c ed: wi
  ID number or wi ou ID number;
  Da a of digi al indica ors can be ransmi ed
  by ins ruc ion;
  T e digi al indica ors can be zeroed by ins ruc ion

- Pin defini ion of RS232 plug:

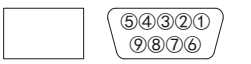

Pin No.	Symbol	Descrip ion
2	TXD	Da a OUT
3	RXD	Da a IN
4	VDD	+5V Power
5	GND	Ground

2) Data output cables without transmit box

applica ion

7305-G3350

Single transmit

Code	Description	Plug to measuring tool	Plug to computer	Connecting with measuring tool	Transmit data
7305-G60	cable for ig precision digi al indica ors (leng 3m)			"DATA" bu on	▪ Press e "DATA" bu on of ig precision digi al indica or
7305-G3350	cable for digi al microme ers (leng 3m)			"DATA" bu on	▪ Press e "DATA" bu on of digi al microme er

communica ion pro ocol

- Baud: 9600bps
  Da a bi : 8
  S op bi 1
  C eck bi : None
  No flow con rol

- Da a ou pu forma

D1	D2	D3	D4	D5	D6	D7	D8	D9	D10

+or- Da a sec ion (floa ing poin)CR

Da a forma example
Display Ou pu
1.234 ➡ +0001.234↙
-1.234 ➡ -0001.234↙

- Da a of ig precision digi al indica ors can be ransmi ed by ins ruc ion;
  T e ig precision digi al indica ors can be zeroed by ins ruc ion

DATA OUTPUT CABLES (KEYBOARD FORMAT)

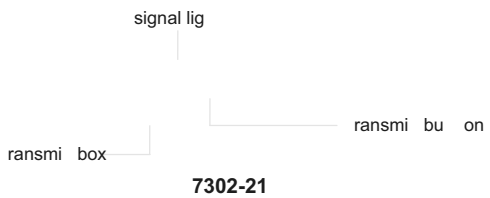

7302-21

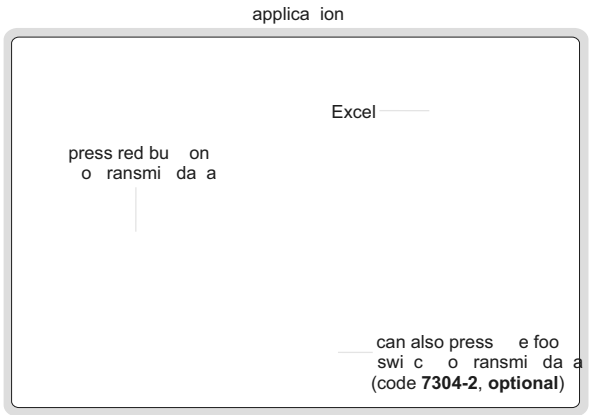

- Recognized as AID keyboard device by compu er, no need o ins all drivers and sof wares
- Da a can be ransmi ed o Excel, ord, x and o er files (press ransmi bu on, w ic is recognized by e compu er as keyboard inpu da a and press en er, suc as 12.34↵
- Cor any sof wares w ic can receive keyboard signal
- Op ional accessory: foo swi c (code: **7304-2**), ub (code: **7324-HUB4**, **7324-HUB7**), ex ension cables (code:**7325-ADD5**, **7325-ADD10**)

Code	Description	Plug	Connecting with measuring tool	Transmit data
7302-21	cable for digi al calipers (leng 3m)			▪ Press e ransmi bu on on e plug of cable, can also press e ransmi bu on of e ransmi box, or press e foo swi c ▪ Da a is ransmi ed once, e signal lig of e ransmi box flas es once
7302-22	cable for large digi al calipers (leng 2.5m)			▪ Press e ransmi bu on of e ransmi box, or press e foo swi c ▪ Da a is ransmi ed once, e signal lig of e ransmi box flas es once
7302-30	cable for digi al microme ers (leng 2.5m)			▪ Press e “da a” bu on of digi al microme er, can also press e ransmi bu on of e ransmi box, or press e foo swi c ▪ Da a is ransmi ed once, e signal lig of e ransmi box flas es once, a e same ime, e signal lig on e digi al microme er flas es once
7302-31	cable for digi al microme ers (leng 2.5m)			▪ Press e “da a” bu on of digi al microme er, can also press e ransmi bu on of e ransmi box, or press e foo swi c ▪ Da a is ransmi ed once, e signal lig of e ransmi box flas es once, a e same ime, e signal lig on e digi al microme er flas es once

To be con inued

Con inued from e previous page

Code	Description	Plug	Connecting with measuring tool	Transmit data
7302-50M	cable for digi al gages (leng 2.5m)			▪ Press e ransmi bu on of e ransmi box, or press e foo swi c ▪ Da a is ransmi ed once, e signal lig of e ransmi box flas es once
7302-40M	cable for digi al indica ors (leng 2.5m)		 for **2108**, **2138**, **2139** series digi al indica ors	▪ Press e "DATA" bu on of digi al indica or, can also press e ransmi bu on of e ransmi box, or press e foo swi c ▪ Da a is ransmi ed once, e signal lig of e ransmi box flas es once, a e same ime, e signal lig on digi al indica or flas es once No e: long press ransmi bu on o zero e digi al indica ors
			 for o er digi al indica ors	▪ Press e ransmi bu on of e ransmi box, or press e foo swi c ▪ Da a is ransmi ed once, e signal lig of e ransmi box flas es once No e: long press ransmi bu on o zero e digi al indica ors
7302-60	cable for ig precision digi al indica ors (leng 2.5m)			▪ Press e "DATA" bu on of ig precision digi al indica or, can also press e ransmi bu on of e ransmi box, or press e foo swi c ▪ Da a is ransmi ed once, e signal lig of e ransmi box flas es once
7302-3350	cable for digi al microme ers (leng 2.5m)			▪ Press e "DATA" bu on of digi al microme er, can also press e ransmi bu on of e ransmi box, or press e foo swi c ▪ Da a is ransmi ed once, e signal lig of e ransmi box flas es once
7302-1151	cable for digi al eig gages (leng 2.5m)			▪ Press e ransmi bu on of e ransmi box, or press e foo swi c ▪ Da a is ransmi ed once, e signal lig of e ransmi box flas es once
7302-SPC7	cable for digi al eig gages (leng 2.5m)			▪ Press e ransmi bu on of e ransmi box, or press e foo swi c ▪ Da a is ransmi ed once, e signal lig of e ransmi box flas es once

To be con inued

Con inued from e previous page

Code	Description	Plug	Connecting with measuring tool	Transmit data
7302-8001	cable for weig ing scales (leng 2.5m)		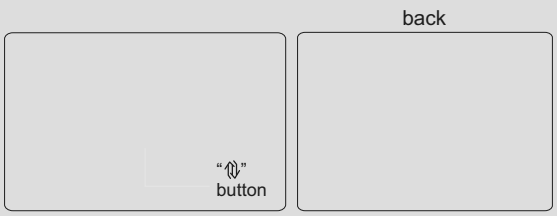 for **8301** and **8305** series elec ronic balances	■ Press e " " bu on of elec ronic balances, can also press e ransmi bu on of e ransmi box, or press e foo swi c ■ Da a is ransmi ed once, e signal lig of e ransmi box flas es once
			for **8001-6D**, **8001-15D**, **8001-30D** series weig ing scales and **8501** series pla form scales	■ Press e ransmi bu on of e ransmi box, or press e foo swi c ■ Da a is ransmi ed once, e signal lig of e ransmi box flas es once
7302-8304	cable for elec ronic balances (leng 3m)		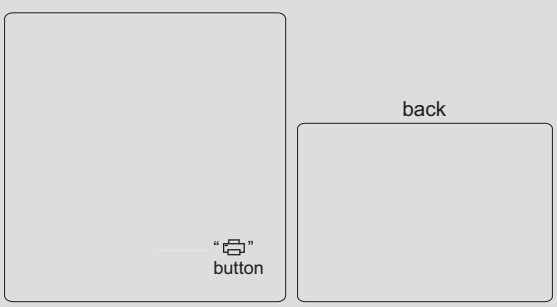	■ Press e " " bu on of elec ronic balances, can also press e ransmi bu on of e ransmi box, or press e foo swi c ■ Da a is ransmi ed once, e signal lig of e ransmi box flas es once

DISPLAY UNIT CODE 7106-1A

REFER TO PAGE 261 FOR DETAILS

connec ed wi digi al indica or



MULTICHANNEL INTERFACE BOXES

REFER TO PAGE 262 FOR DETAILS

connec ed wi digi al indica ors

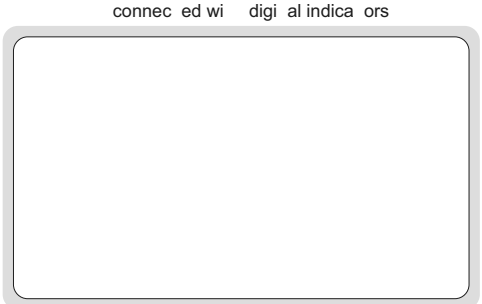

7107-1

HUBS

applica ion

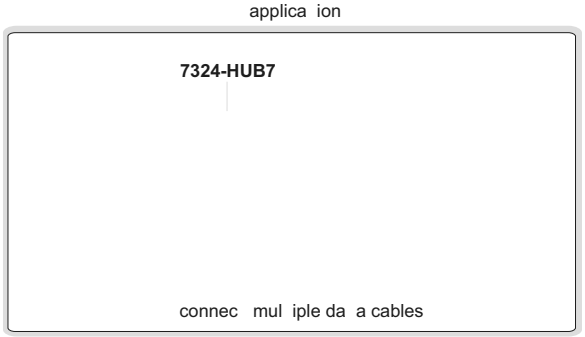

7324-HUB4 **7324-HUB7**

Code	Description	Applicable products
7324-HUB4	4-c annel ub (leng 0.2m, USB compu er plug)	**7302** series da a cables
7324-HUB7	7-c annel ub (leng 1m, USB compu er plug)	**7305** series da a cables (USB plug)

- Cor USB plug da a cable

EXTENSION CABLES

applica ion

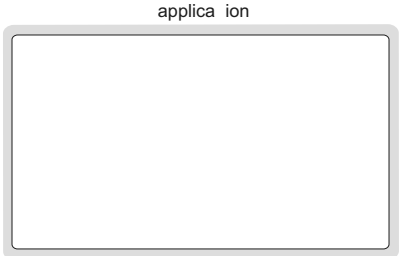

7325-ADD5

Code	Description	Applicable products
7325-ADD5	da a ex ension cable (leng 5m, USB plug)	**7302** series da a cables
7325-ADD10	da a ex ension cable (leng 10m, USB plug)	**7305** series da a cables (USB plug)

FOOT SWITCH

applica ion

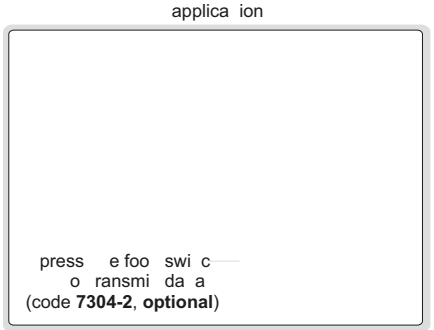

- Cor da a ransmission

7304-2

Code	Description	Applicable products
7304-2	da a ransmission foo swi c wi cable (leng 2m)	**7302** series da a cables **7305** series da a cables

OK NG INPUT SWITCHES

applica ion

7327-FS **7327-SW**

Code	Description
7327-FS	foo swi c for OD/NG inpu
7327-SW	and swi c for OD/NG inpu

- Used wi **7317** sof ware, ou pu OD or NG
- USB plug, leng 1.5m

02 CALIPERS

Digital Calipers
Page 17-24

Vernier Calipers
Page 24-2

Dial Calipers
Page 2

Large Digital Calipers
Page 29-31

Large Vernier Calipers
Page 31-33

Depth Base Attachments
Page 34

Caliper $Height Gage Checkers
Page 34

Caliper End Grinding Machines
Page 34

Accessory Sets For Digital Calipers
Page 35-36

Special Purpose Calipers
Page 37-66

IP67 WATERPROOF DIGITAL CALIPERS

INSPECTION CERTIFICATE | DATA OUTPUT | IP67 WATERPROOF

INSIZE PLUS
MADE IN EU OPE

- IP67 dust/waterproof
- Resolution: 0 01mm/0 0005"
- Button function: zero, mm/inch, preset, data output
- Battery CR2032
- Automatic power off, move the digital unit to turn on power
- Data output
- Meet DIN862
- Made of stainless steel
- Optional accessory: data output cable (code **7315- 0 need receiver** page 5, **7302- 0**)

1195-150

(mm)

Code	Range	Accuracy	L	a	b	c	d	Remark
1195-150	0-150mm/0-6"	±0 02mm	235	21	16 5	16	40	with depth bar
1195-200*	0-200mm/0-8"	±0 03mm	290	24 5	20	16	50	with depth bar
1195-300	0-300mm/0-12"	±0 03mm	387	23	18 5	16	64	without depth bar

*Supplied with manufacturer inspection certificate

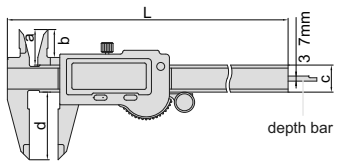

IP67 WATERPROOF DIGITAL CALIPERS

ATTENTION: IT IS NECESSARY TO SET ZERO AFTER POWER ON EACH TIME

ATTENTION: NO DATA OUTPUT

IP67 WATERPROOF

INSPECTION CERTIFICATE

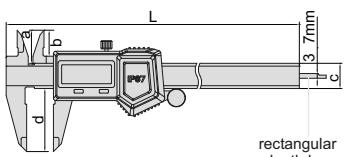

type B

111 -150B

- IP67 dust/waterproof
- Resolution: 0 01mm/0 0005"
- Button function: zero, on/off, mm/inch, ABS/REL, hold
- Battery CR2032
- Meet DIN862
- Made of stainless steel

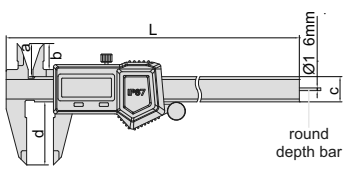

type R

111 -150R

Code	Range	Accuracy	Type	L	a	b	c	d
111 -150B*	0-150mm/0-6"	±0 03mm	B	236mm	21mm	16mm	16mm	40mm
111 -200B*	0-200mm/0-8"	±0 03mm	B	286mm	24mm	19mm	16mm	50mm
111 -300B*	0-300mm/0-12"	±0 03mm	B	400mm	25mm	20 5mm	16mm	60mm
111 -150R*	0-150mm/0-6"	±0 03mm	R	236mm	21mm	16mm	16mm	40mm

*Supplied with manufacturer inspection certificate

IP67 WATERPROOF DIGITAL CALIPERS

ATTENTION: NO DATA OUTPUT

IP67 WATERPROOF

INSPECTION CERTIFICATE

- IP67 dust/waterproof
- Resolution: 0 01mm/0 0005"
- Button function: zero, on/off, mm/inch
- Battery CR2032
- Automatic power off
- Meet DIN862
- Made of stainless steel

1115-150

Code	Range	Accuracy	L	a	b	c	d
1115-150*	0-150mm/0-6"	±0 03mm	235mm	20mm	15mm	16mm	40mm
1115-200*	0-200mm/0-8"	±0 03mm	287mm	24mm	19mm	16mm	50mm
1115-300*	0-300mm/0-12"	±0 03mm	388mm	26mm	21mm	16mm	60mm

*Supplied with manufacturer inspection certificate

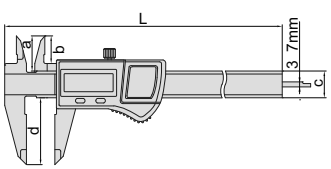

WIRELESS DIGITAL CALIPERS

INSPECTION CERTIFICATE

ATTENTION: THE WORKING LIFE OF A BATTERY IS ABOUT 3-5 MONTHS

1113-150

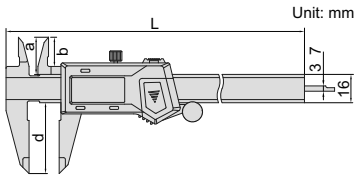

application

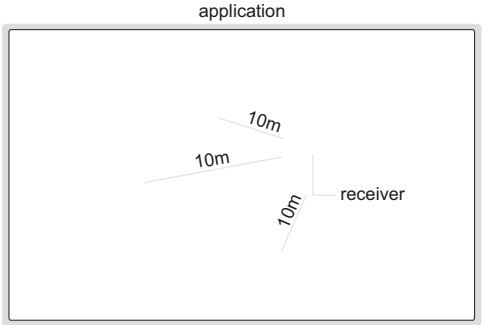

- Non waterproof
- Built-in wireless data transmission module, Zigbee signal
- Transmission distance is 10 meter (under the condition of no obstruction and no electromagnetic interference)
- Resolution: 0 01mm/0 0005"
- Buttons: on/off, zero, mm/inch, data transmission
- Automatic power off, move the digital unit to turn on power
- Battery CR2032
- Made of stainless steel
- Optional accessory: receiver (code **7315-2** $**3** $**6** $**7**)$ $**9**

receiver (**optional**)

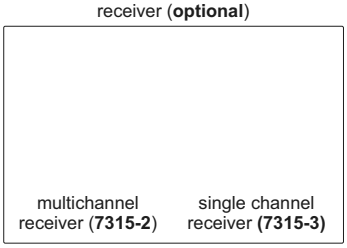

(mm)

Code	Range	Accuracy	L	a	b	d
1113-150*	0-150mm/0-6"	±0 03mm	236	21	16	40
1113-200*	0-200mm/0-8"	±0 03mm	286	24	19	50
1113-300*	0-300mm/0-12"	±0 03mm	400	25	20 5	60

*Supplied with manufacturer inspection certificate

DIGITAL CALIPERS (ABSOLUTE SYSTEM)

DATA OUTPUT

INSPECTION CERTIFICATE

1103-150

- Non waterproof
- Absolute system, low power consumption, long battery life
- Resolution: 0 01mm/0 0005"
- Buttons: on/off, mm/inch, ORIGIN, ZERO/ABS
- Automatic power off, move the digital unit to turn on power
- Battery CR2032
- Data output
- Meet DIN862
- Made of stainless steel
- Optional accessory: wireless transmitter, code **7315-22 need receiver** page 4, data output cable (keyboard format), code **7302-22** page 12

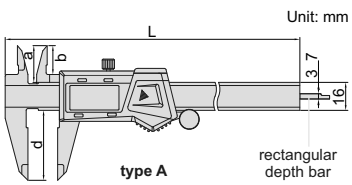

Code	Range	Accuracy	Type	L	a	b	d
1103-150*	0-150mm/0-6"	±0 03mm	A	236mm	21mm	16 5mm	40mm
1103-200*	0-200mm/0-8"	±0 03mm	A	286mm	24mm	19 5mm	50mm
1103-300*	0-300mm/0-12"	±0 03mm	A	400mm	26mm	21 5mm	60mm
1103-150R*	0-150mm/0-6"	±0 03mm	R	236mm	21mm	16 5mm	40mm

*Supplied with manufacturer inspection certificate

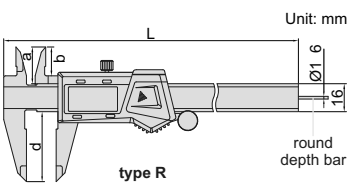

DATA OUTPUT INSPECTION CERTIFICATE

DIGITAL CALIPERS (FRACTION READING)

- Non waterproof
- Resolution: 1/128", 0 01mm, 0 0005"
- Buttons: unit (inch fraction/mm/inch), on/off, zero
- Automatic power off, move the digital unit to turn on power
- Battery CR2032
- Data output (for mm and inch)
- Meet DIN862
- Made of stainless steel
- Optional accessory: data output cable
  (code **7315-21 need receiver** page 4, **7302-21** page 12)

1102-150

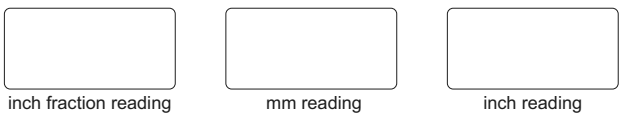

Code	Range	Accuracy	L	a	b	d
1102-150*	0-150mm/0-6"	±0 02mm	236mm	21mm	16mm	40mm
1102-200*	0-200mm/0-8"	±0 03mm	286mm	24mm	19mm	50mm
1102-300*	0-300mm/0-12"	±0 03mm	400mm	25mm	20 5mm	60mm

*Supplied with manufacturer inspection certificate

Unit: mm

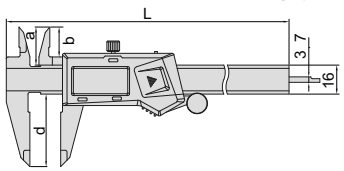

ATTENTION: NO DATA OUTPUT INSPECTION CERTIFICATE

DIGITAL CALIPERS

- Non waterproof
- Zinc alloy housing for digital unit
- Resolution: 0 01mm/0 0005"
- Buttons: zero, on/off, mm/inch
- Automatic power off, move the digital unit to turn on power
- Battery CR2032
- Meet DIN862
- Made of stainless steel

1114-150A

Code	Range	Accuracy	L	a	b	c	d
1114-150A*	0-150mm/0-6"	±0 03mm	236mm	21mm	16mm	16mm	40mm
1114-200A*	0-200mm/0-8"	±0 03mm	286mm	24mm	19mm	16mm	50mm
1114-300A*	0-300mm/0-12"	±0 03mm	400mm	25mm	20 5mm	17mm	60mm

*Supplied with manufacturer inspection certificate

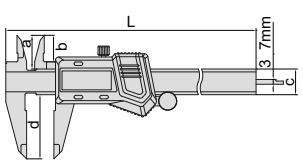

DATA OUTPUT INSPECTION CERTIFICATE POPULAR MODEL

DIGITAL CALIPERS (STANDARD TYPE)

- Non waterproof
- Resolution: 0 01mm/0 0005"
- Buttons: on/off, zero, mm/inch
- Automatic power off, move the digital unit to turn on power
- Battery CR2032
- Data output
- Meet DIN862
- Made of stainless steel
- Optional accessory: data output cable
  (code **7315-21 need receiver** page 4, **7302-21** page 12)

110 -150

Code	Range	Accuracy	L	a	b	c	d
110 -150*	0-150mm/0-6"	±0 02mm	236mm	21mm	16mm	16mm	40mm
110 -200*	0-200mm/0-8"	±0 03mm	286mm	24mm	19mm	16mm	50mm
110 -250*	0-250mm/0-10"	±0 03mm	350mm	25mm	20 5mm	16mm	60mm
110 -300*	0-300mm/0-12"	±0 03mm	400mm	25mm	20 5mm	16mm	60mm

*Supplied with manufacturer inspection certificate

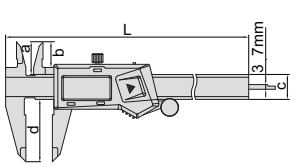

HEAVY DUTY 300mm DIGITAL CALIPER

DATA OUTPUT

INSPECTION CERTIFICATE

- Non waterproof
- Resolution: 0 01mm/0 0005"
- Buttons: on/off, zero, mm/inch
- Automatic power off, move the digital unit to turn on power
- Battery CR2032
- Data output
- Meet DIN862
- Made of stainless steel
- Optional accessory: data output cable (code **7315-22 need receiver** page 4, **7302-22** page 12)

1196-300

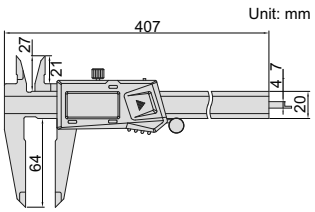

Code	Range	Accuracy
1196-300*	0-300mm/0-12"	±0 03mm

*Supplied with manufacturer inspection certificate

METRIC DIGITAL CALIPERS

INSPECTION CERTIFICATE

LOCK READING WITH "HOLD" BUTTON

DATA OUTPUT

- Non waterproof
- Resolution: 0 01mm
- Buttons: on/off, zero, hold
- Automatic power off, move the digital unit to turn on power
- Battery CR2032
- Data output
- Meet DIN862
- Made of stainless steel
- Optional accessory: data output cable (code **7315-21 need receiver** page 4, **7302-21** page 12)

1109-150

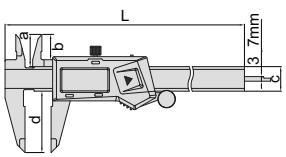

Code	Range	Accuracy	L	a	b	c	d
1109-150	0-150mm	±0 03mm	236mm	21mm	16mm	16mm	40mm
1109-200*	0-200mm	±0 03mm	286mm	24mm	19mm	16mm	50mm
1109-300*	0-300mm	±0 03mm	400mm	25mm	20 5mm	16mm	60mm

*Supplied with manufacturer inspection certificate

DIGITAL CALIPERS WITH ROUND DEPTH BAR

INSPECTION CERTIFICATE

DATA OUTPUT

- Non waterproof
- Resolution: 0 01mm/0 0005"
- Buttons: on/off, zero, mm/inch
- Automatic power off, move the digital unit to turn on power
- Battery CR2032
- Meet DIN862
- Made of stainless steel

1119-150

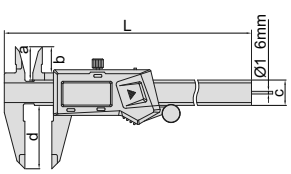

With data interface (data output cable code 7315-21 need receiver page 4, **7302-21** page 12, **optional)**

Code	Range	Accuracy	L	a	b	c	d
1119-150*	0-150mm/0-6"	±0 03mm	236mm	21mm	16mm	16mm	40mm

round depth bar Ø1 6mm

Built-in wireless (receiver code 7315-2 $3 $6 $7 $ $9 is re =uired)

Code	Range	Accuracy	L	a	b	c	d
1119-150WL*	0-150mm/0-6"	±0 03mm	236mm	21mm	16mm	16mm	40mm

*Supplied with manufacturer inspection certificate

DATA OUTPUT INSPECTION CERTIFICATE

LEFT HAND DIGITAL CALIPERS

- Non waterproof
- Designed for left handed users
- Resolution: 0 01mm/0 0005"
- Buttons: on/off, zero, mm/inch
- Automatic power off, move the digital unit to turn on power
- Battery CR2032
- Data output
- Meet DIN862
- Made of stainless steel
- Optional accessory: data output cable (code **7315-22 need receiver** page 4, **7302-22** page 12)

1130-150

Unit: mm

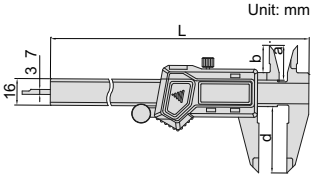

Code	Range	Accuracy	L	a	b	d
1130-150*	0-150mm/0-6"	±0 03mm	236mm	21mm	16mm	40mm
1130-200*	0-200mm/0-8"	±0 03mm	286mm	24mm	19mm	50mm
1130-300*	0-300mm/0-12"	±0 03mm	400mm	25mm	20 5mm	60mm

*Supplied with manufacturer inspection certificate

DATA OUTPUT INSPECTION CERTIFICATE

DIGITAL CALIPERS WITH CERAMIC TIPPED >AWS

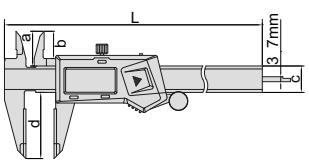

1193-150

- Non waterproof
- Ceramic tipped jaws for outside measurement, extremely wear-resistant, non-magnetic and non electric conductive
- Resolution: 0 01mm/0 0005"
- Buttons: on/off, zero, mm/inch
- Automatic power off, move the digital unit to turn on power
- Battery CR2032, made of stainless steel
- Meet DIN862

ceramic tipped jaws



With data interface (data output cable code 7315-21 need receiver page 4, **7302-21** page 12, **optional)**

Code	Range	Accuracy	L	a	b	c	d
1193-150*	0-150mm/0-6"	±0 03mm	235mm	21mm	16 5mm	16mm	40mm
1193-200*	0-200mm/0-8"	±0 03mm	287mm	24mm	20mm	16mm	50mm
1193-300*	0-300mm/0-12"	±0 03mm	390mm	26mm	21 5mm	16mm	60mm

Built-in wireless (receiver code 7315-2 $3 $**6** $**7** $ $**9 is re** =**uired)**

Code	Range	Accuracy	L	a	b	c	d
1193-150WL*	0-150mm/0-6"	±0 03mm	235mm	21mm	16 5mm	16mm	40mm
1193-200WL*	0-200mm/0-8"	±0 03mm	287mm	24mm	20mm	16mm	50mm
1193-300WL*	0-300mm/0-12"	±0 03mm	390mm	26mm	21 5mm	16mm	60mm

*Supplied with manufacturer inspection certificate

DIGITAL CALIPERS WITH CARBIDE TIPPED >AWS

INSPECTION CERTIFICATE

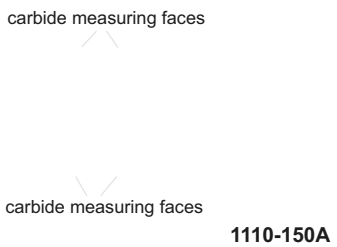

1110-150A



1110-150B

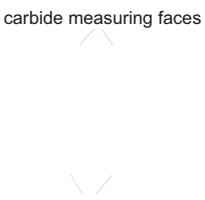

1110-150C

- Resolution: 0 01mm/0 0005"
- Buttons: on/off, zero, mm/inch
- Automatic power off, move the digital unit to turn on power
- Battery CR2032
- Meet DIN862
- Made of stainless steel

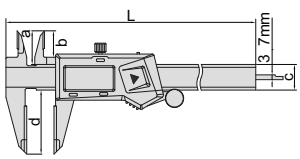

Non waterproof ? **with data interface (data output cable code 7315-21 need receiver** page 4, **7302-21** page 12, **optional)**

Code	Range	Accuracy	L	a	b	c	d	Remark
1110-150A	0-150mm/0-6"	±0 03mm	236mm	21mm	16mm	16mm	40mm	carbide tipped upper and lower jaws
1110-200A*	0-200mm/0-8"	±0 03mm	286mm	24mm	19mm	16mm	50mm	carbide tipped upper and lower jaws
1110-300A	0-300mm/0-12"	±0 03mm	400mm	25mm	20 5mm	16mm	60mm	carbide tipped upper and lower jaws
1110-150B*	0-150mm/0-6"	±0 03mm	236mm	21mm	16mm	16mm	40mm	carbide tipped lower jaws
1110-200B*	0-200mm/0-8"	±0 03mm	286mm	24mm	19mm	16mm	50mm	carbide tipped lower jaws
1110-300B*	0-300mm/0-12"	±0 03mm	400mm	25mm	20 5mm	16mm	60mm	carbide tipped lower jaws

Non waterproof ? **built-in wireless (receiver code 7315-2** $**3** $**6** $**7** $ $**9 is re** =**uired)**

Code	Range	Accuracy	L	a	b	c	d	Remark
1110-150AWL	0-150mm/0-6"	±0 03mm	236mm	21mm	16mm	16mm	40mm	carbide tipped upper and lower jaws
1110-200AWL*	0-200mm/0-8"	±0 03mm	286mm	24mm	19mm	16mm	50mm	carbide tipped upper and lower jaws
1110-300AWL	0-300mm/0-12"	±0 03mm	400mm	25mm	20 5mm	16mm	60mm	carbide tipped upper and lower jaws
1110-150BWL*	0-150mm/0-6"	±0 03mm	236mm	21mm	16mm	16mm	40mm	carbide tipped lower jaws
1110-200BWL	0-200mm/0-8"	±0 03mm	286mm	24mm	19mm	16mm	50mm	carbide tipped lower jaws
1110-300BWL*	0-300mm/0-12"	±0 03mm	400mm	25mm	20 5mm	16mm	60mm	carbide tipped lower jaws

IP67 dust $**waterproof** ? **without data interface**

Code	Range	Accuracy	L	a	b	c	d	Remark
1110-150C*	0-150mm/0-6"	±0 03mm	236mm	21mm	16mm	16mm	40mm	carbide tipped upper and lower jaws
1110-150D*	0-150mm/0-6"	±0 03mm	236mm	21mm	16mm	16mm	40mm	carbide tipped lower jaws

*Supplied with manufacturer inspection certificate

DATA OUTPUT

DIGITAL CALIPERS

- Non waterproof
- Resolution: 0 01mm/0 0005"
- Buttons: on/off, zero, mm/inch
- Automatic power off, move the digital unit to turn on power
- Battery CR2032
- Made of stainless steel

1170-300

With data interface
(data output cable code 7315-21 need receiver page 4, **7302-21** page 12, **optional)**

Code	Range	Accuracy	a	c	d	e	L
1170-200	0-200mm/0-8"	±0 03mm	12mm	17mm	60mm	10mm	314mm
1170-306	0-300mm/0-12"	±0 04mm	12mm	17mm	60mm	10mm	420mm
1170-300	0-300mm/0-12"	±0 06mm	12mm	17mm	90mm	10mm	420mm

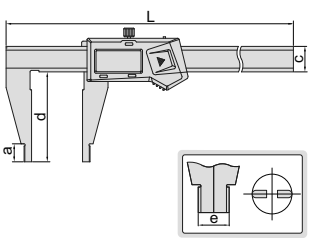

Built-in wireless (receiver code 7315-2 $3 $6 $7 $ $9 **is re** =**uired)**

Code	Range	Accuracy	a	c	d	e	L
1170-200WL	0-200mm/0-8"	±0 03mm	12mm	17mm	60mm	10mm	314mm
1170-306WL	0-300mm/0-12"	±0 04mm	12mm	17mm	60mm	10mm	420mm
1170-300WL	0-300mm/0-12"	±0 06mm	12mm	17mm	90mm	10mm	420mm

DATA OUTPUT

DIGITAL CALIPERS

- Non waterproof
- Resolution: 0 01mm/0 0005"
- Buttons: on/off, zero, mm/inch
- Automatic power off, move the digital unit to turn on power
- Battery CR2032
- Made of stainless steel

1171-300

With data interface
(data output cable code 7315-21 need receiver page 4, **7302-21** page 12, **optional)**

Code	Range	Accuracy	a	b	c	d	e	L
1171-200	0-200mm/0-8"	±0 03mm	12mm	38mm	17mm	60mm	10mm	320mm
1171-250	0-250mm/0-10"	±0 03mm	12mm	38mm	17mm	60mm	10mm	365mm
1171-306	0-300mm/0-12"	±0 04mm	12mm	38mm	17mm	60mm	10mm	420mm
1171-300	0-300mm/0-12"	±0 06mm	12mm	38mm	17mm	90mm	10mm	420mm

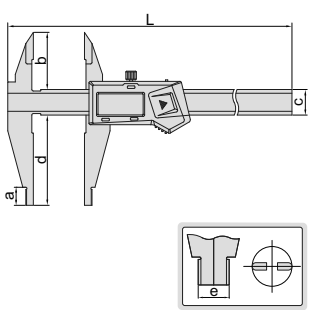

Built-in wireless (receiver code 7315-2 $3 $6 $7 $ $9 **is re** =**uired)**

Code	Range	Accuracy	a	b	c	d	e	L
1171-200WL	0-200mm/0-8"	±0 03mm	12mm	38mm	17mm	60mm	10mm	320mm
1171-250WL	0-250mm/0-10"	±0 03mm	12mm	38mm	17mm	60mm	10mm	365mm
1171-306WL	0-300mm/0-12"	±0 04mm	12mm	38mm	17mm	60mm	10mm	420mm
1171-300WL	0-300mm/0-12"	±0 06mm	12mm	38mm	17mm	90mm	10mm	420mm

MINI DIGITAL CALIPERS

ATTENTION:
NO DATA OUTPUT

2

- Non waterproof
- Resolution: 0 01mm/0 0005"
- Buttons: zero, mm/inch, on/off
- Automatic power off, move the digital unit to turn on power
- Battery LR44
- Meet DIN862
- Made of stainless steel

1111-100A

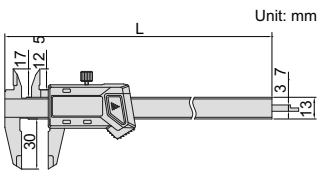

Code	Range	Accuracy	L
1111-75A	0-75mm/0-3"	±0 02mm	144mm
1111-100A	0-100mm/0-4"	±0 02mm	170mm

PLASTIC DIGITAL CALIPER

ATTENTION:
NO DATA OUTPUT

- Non waterproof
- Made of hard plastic, non-magnetic and non electric conductive
- Prevent workpieces from scratching by calipers
- Resolution: 0 01mm/0 0005"
- Buttons: on/off, zero, mm/inch
- Battery CR2032, automatic power off

1139-150

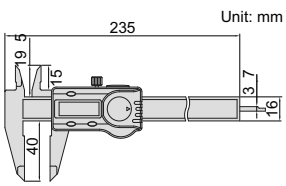

Code	Range	Accuracy
1139-150	0-150mm/0-6"	±0 1mm

MINI VERNIER CALIPERS

- Meet DIN862
- Made of stainless steel
- Satin chrome plated reading surface

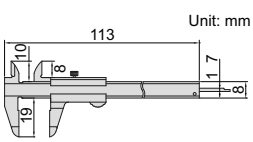

1204-70

Code	Range	Graduation	Accuracy
1204-70	0-70mm	0 05mm	±0 05mm

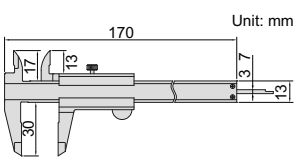

1203-1003

Code	Range	Graduation	Accuracy
1203-1003	0-100mm	0 05mm	±0 05mm

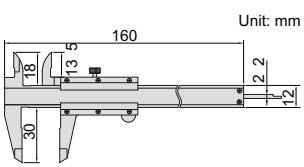

1201-1003

Code	Range	Graduation	Accuracy
1201-1003	0-100mm	0 05mm	±0 05mm

POPULAR MODEL

Graduation 0 @05mm $1 $12 A **(mm)**

Code	Range	Accuracy	L	a	b	c	d
1205-150S	0-150mm/0-6"	±0 05mm	235	20 5	15 5	16	40
1205-200S	0-200mm/0-8"	±0 05mm	290	23 5	19	17	50
1205-250S	0-250mm/0-10"	±0 05mm	364	27 5	22	20	64
1205-300S	0-300mm/0-12"	±0 05mm	414	27 5	22	20	64

Graduation 0 @05mm **(mm)**

Code	Range	Accuracy	L	a	b	c	d
1205-1503S	0-150mm	±0 05mm	235	20 5	15 5	16	40
1205-2003S	0-200mm	±0 05mm	290	23 5	19	17	50
1205-2503S	0-250mm	±0 05mm	350	26	21 5	16	60
1205-3003S	0-300mm	±0 05mm	414	27 5	22	20	64

Graduation 0 @02mm $0 @001 A **(mm)**

Code	Range	Accuracy	L	a	b	c	d
1205-1502S	0-150mm/0-6"	±0 03mm	235	20 5	15 5	16	40
1205-2002S	0-200mm/0-8"	±0 03mm	290	23 5	19	17	50
1205-2502S	0-250mm/0-10"	±0 03mm	364	27 5	22	20	64
1205-3002S	0-300mm/0-12"	±0 03mm	414	27 5	22	20	64

Graduation 0 @02mm **(mm)**

Code	Range	Accuracy	L	a	b	c	d
1205-1501S	0-150mm	±0 03mm	235	20 5	15 5	16	40
1205-2001S	0-200mm	±0 03mm	290	23 5	19	17	50
1205-2501S	0-250mm	±0 03mm	350	26	21 5	16	60
1205-3001S	0-300mm	±0 03mm	414	27 5	22	20	64

1205-150S

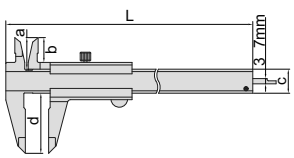

- Meet DIN862
- Made of stainless steel
- Satin chrome plated reading surface

VERNIER CALIPER WITH ROUND DEPTH BAR

- Graduation 0 05mm/1/128"
- Round depth bar
- Meet DIN862
- Made of stainless steel
- Satin chrome plated reading surface

Code	Range	Accuracy
1202-150	0-150mm/0-6"	±0 05mm

1202-150

Unit: mm

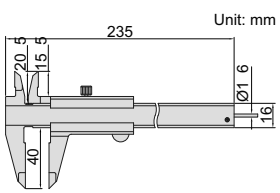

VERNIER CALIPERS WITH FINE AD >USTMENT

- Graduation 0 02mm/0 001"
- With fine adjustment
- Meet DIN862
- Made of stainless steel
- Satin chrome plated reading surface

1233-130

(mm)

Code	Range	Accuracy	L	a	b	c	d
1233-130	0-130mm/0-5"	±0 03mm	230	20 5	16 5	16	40
1233-1 0	0-180mm/0-7"	±0 03mm	295	23 5	19	16	50
1233-2 0	0-280mm/0-11"	±0 03mm	410	26	20	20	60

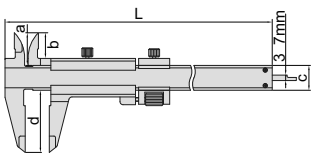

VERNIER CALIPERS WITH THUMB CLAMP

- Meet DIN862
- With thumb clamp
- Made of stainless steel
- Satin chrome plated reading surface

Graduation 0 @05mm $1 $12 A (mm)

Code	Range	Accuracy	L	a	b	c	d
1223-150	0-150mm/0-6"	±0 05mm	230	20 5	16 5	16	40
1223-200	0-200mm/0-8"	±0 05mm	295	23 5	19	16	50

Graduation 0 @02mm $0 @001 A (mm)

Code	Range	Accuracy	L	a	b	c	d
1223-1502	0-150mm/0-6"	±0 03mm	230	20 5	16 5	16	40
1223-2002	0-200mm/0-8"	±0 03mm	295	23 5	19	16	50

1223-150

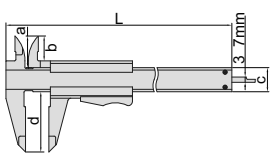

VERNIER CALIPERS WITH CARBIDE TIPPED >AWS

- Carbide tipped jaws for inside and outside measurements
- Meet DIN862
- Made of stainless steel
- Satin chrome plated reading surface

carbide measuring faces

Graduation 0 @05mm $1 $12 A (mm)

Code	Range	Accuracy	L	a	b	c	d
123 -150	0-150mm/0-6"	±0 05mm	230	21	16 5	16	40
123 -200	0-200mm/0-8"	±0 05mm	295	24	19	16	50
123 -300	0-300mm/0-12"	±0 05mm	410	25	20	16	60

carbide measuring faces

123 -150

Graduation 0 @02mm $0 @001 A (mm)

Code	Range	Accuracy	L	a	b	c	d
123 -1502	0-150mm/0-6"	±0 03mm	230	21	16 5	16	40
123 -2002	0-200mm/0-8"	±0 03mm	295	24	19	16	50
123 -3002	0-300mm/0-12"	±0 03mm	410	25	20	16	60

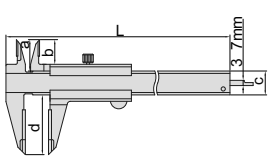

https://precishop.hu

VERNIER CALIPERS

1217-3001

- With fine adjustment
- Made of stainless steel
- Satin chrome plated reading surface

Code	Range	Graduation	Accuracy	L
1217-2503	0-250mm	0 05mm	±0 05mm	360mm
1217-3001	0-300mm	0 02mm	±0 03mm	410mm

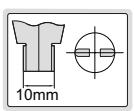

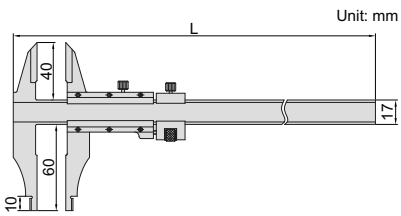

VERNIER CALIPERS (ANTI MAGNETIC)

ATTENTION: NOT HARDENED

PURE COPPER

- Suitable for magnetic parts
- Made of pure copper

1224-150A

Code	Range	Graduation	Accuracy
1224-150A	0-150mm	0 02mm	±0 05mm
1224-1501A	0-150mm	0 05mm	±0 05mm

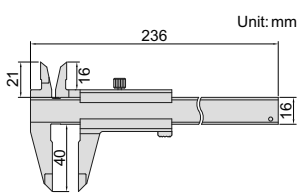

LEFT HAND VERNIER CALIPERS

1239-1502

- Designed for left handed users
- Made of stainless steel
- Satin chrome plated reading surface

Code	Range	Graduation	Accuracy
1239-150	0-150mm/0-6"	0 05mm/1/128"	±0 05mm
1239-1503	0-150mm	0 05mm	±0 05mm
1239-1502	0-150mm/0-6"	0 02mm/0 001"	±0 03mm
1239-1501	0-150mm	0 02mm	±0 03mm

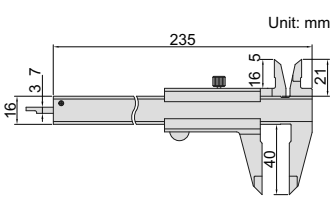

https://precishop.hu

TEETH VERNIER CALIPER



- Used for teeth
- Made of stainless steel

1226-70

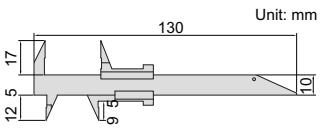

Code	Range	Graduation	Accuracy
1226-70	0-70mm	0 1mm	±0 1mm

DIAL CALIPERS

SHOCK PROOF

INSPECTION CERTIFICATE

- Shockproof dial indicator
- Made of stainless steel

1312-150A

Dial indicator graduation B **0 @02mm** **(mm)**

Code	Range	Accuracy	Thumb roller	L	a	b	c	d	D	t
1312-150A	0-150mm	±0 03mm	with	235	21	16 5	16	40	Ø39	6 5
1312-200A*	0-200mm	±0 03mm	with	288	24	19	16	48	Ø39	6 5
1312-300A	0-300mm	±0 03mm	with	410	28	22	20	62	Ø44 5	7 5
1312-100AW*	0-100mm	±0 02mm	without	165	18	13	13	30	Ø32	6

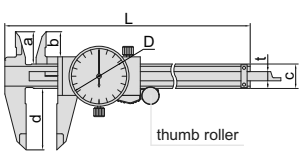

Dial indicator graduation B **0 @01mm** **(mm)**

Code	Range	Accuracy	Thumb roller	L	a	b	c	d	D	t
1311-150A	0-150mm	±0 03mm	with	235	21	16 5	16	40	Ø39	6 5
1311-200A*	0-200mm	±0 03mm	with	288	24	19	16	48	Ø39	6 5
1311-300A	0-300mm	±0 03mm	with	410	28	22	20	62	Ø44 5	7 5

*Supplied with manufacturer inspection certificate

DIAL CALIPERS

SHOCK PROOF

- Shockproof dial indicator
- Dial indicator graduation: 0 02mm
- Made of stainless steel

1316-500

(mm)

Code	Range	Accuracy	a	c	d	e	L
1316-500	0-500mm	±0 05mm	18	21	90	20	650
1316-600	0-600mm	±0 05mm	18	21	90	20	750
1316-1000	0-1000mm	±0 07mm	24	28	150	20	1190
1316-1500	0-1500mm	±0 11mm	24	28	150	20	1690

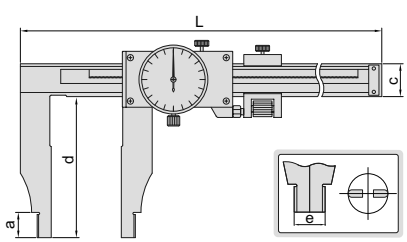

https://precishop.hu

DATA OUTPUT

POPULAR MODEL

1106-501

- Non waterproof
- Resolution: 0.01mm/0.0005"
- Button function: on/off, zero, mm/inch, ABS, data preset
- Battery CR2032
- Made of stainless steel

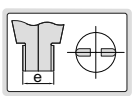

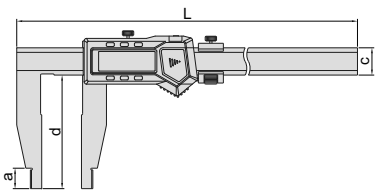

With data interface **(mm)**

Code	Range	Accuracy	a	c	d	e	L	Data output cable (optional)
1106-301	0-300mm/0-12"	±0.05mm	18	24	100	20	420	**7315-22 need receiver** page 4, **7302-22** page 12
1106-302	0-300mm/0-12"	±0.05mm	18	24	150	20	420	**7315-22 need receiver** page 4, **7302-22** page 12
1106-451	0-450mm/0-18"	±0.05mm	18	24	100	20	625	**7315-22 need receiver** page 4, **7302-22** page 12
1106-501	0-500mm/0-20"	±0.05mm	18	24	100	20	675	**7315-22 need receiver** page 4, **7302-22** page 12
1106-502	0-500mm/0-20"	±0.06mm	18	24	150	20	675	**7315-22 need receiver** page 4, **7302-22** page 12
1106-503	0-500mm/0-20"	±0.06mm	24	31	200	20	675	**7315-22 need receiver** page 4, **7302-22** page 12
1106-505	0-500mm/0-20"	±0.08mm	24	42	300	20	675	**7315-20B need receiver**, **7302-SPC1A**
1106-601	0-600mm/0-24"	±0.05mm	18	24	100	20	770	**7315-22 need receiver** page 4, **7302-22** page 12
1106-602	0-600mm/0-24"	±0.06mm	18	24	150	20	770	**7315-22 need receiver** page 4, **7302-22** page 12
1106-603	0-600mm/0-24"	±0.06mm	24	31	200	20	770	**7315-22 need receiver** page 4, **7302-22** page 12
1106-802	0-800mm/0-32"	±0.07mm	24	31	150	20	1025	**7315-22 need receiver** page 4, **7302-22** page 12
1106-1002	0-1000mm/0-40"	±0.08mm	24	31	150	20	1220	**7315-22 need receiver** page 4, **7302-22** page 12
1106-1003	0-1000mm/0-40"	±0.08mm	24	31	200	20	1220	**7315-22 need receiver** page 4, **7302-22** page 12
1106-1005	0-1000mm/0-40"	±0.10mm	24	42	300	20	1220	**7315-20B need receiver**, **7302-SPC1A**
1106-1502	0-1500mm/0-60"	±0.11mm	24	42	150	20	1780	**7315-20B need receiver**, **7302-SPC1A**
1106-1503	0-1500mm/0-60"	±0.12mm	24	42	200	20	1780	**7315-20B need receiver**, **7302-SPC1A**
1106-2002	0-2000mm/0-80"	±0.14mm	24	42	150	20	2290	**7315-20B need receiver**, **7302-SPC1A**
1106-2003	0-2000mm/0-80"	±0.14mm	24	42	200	20	2290	**7315-20B need receiver**, **7302-SPC1A**
1106-2502	0-2500mm/0-100"	±0.22mm	24	42	150	20	2800	**7315-20B need receiver**, **7302-SPC1A**
1106-3002	0-3000mm/0-120"	±0.26mm	24	42	150	20	3300	**7315-20B need receiver**, **7302-SPC1A**

Built-in wireless (receiver code 7315-2/3/6/7/8/9 is required)

Code	Range	Accuracy	a	c	d	e	L
1106-301WL	0-300mm/0-12"	±0.05mm	18mm	24mm	100mm	20mm	420mm
1106-302WL	0-300mm/0-12"	±0.05mm	18mm	24mm	150mm	20mm	420mm
1106-451WL	0-450mm/0-18"	±0.05mm	18mm	24mm	100mm	20mm	625mm
1106-501WL	0-500mm/0-20"	±0.05mm	18mm	24mm	100mm	20mm	675mm
1106-502WL	0-500mm/0-20"	±0.06mm	18mm	24mm	150mm	20mm	675mm
1106-601WL	0-600mm/0-24"	±0.05mm	18mm	24mm	100mm	20mm	770mm
1106-602WL	0-600mm/0-24"	±0.06mm	18mm	24mm	150mm	20mm	770mm

https://precishop.hu

DIGITAL CALIPERS

DATA OUTPUT

- Non waterproof
- Resolution: 0.01mm/0.0005"
- Button function: on/off, zero, mm/inch, ABS, data preset
- Battery CR2032
- Made of stainless steel

1117-501

With data interface
(data output cable code 7315-22 need receiver page 4, **7302-22** page 12, **optional)**

Code	Range	Accuracy	a	b	c	d	e	L
1117-301	0-300mm/0-12"	±0.05mm	18mm	56mm	24mm	100mm	20mm	420mm
1117-501	0-500mm/0-20"	±0.05mm	18mm	56mm	24mm	100mm	20mm	675mm
1117-502	0-500mm/0-20"	±0.06mm	24mm	56mm	24mm	150mm	20mm	675mm
1117-601	0-600mm/0-24"	±0.05mm	18mm	56mm	24mm	100mm	20mm	770mm
1117-802	0-800mm/0-32"	±0.07mm	24mm	67mm	31mm	150mm	20mm	1025mm
1117-1002	0-1000mm/0-40"	±0.08mm	24mm	67mm	31mm	150mm	20mm	1220mm

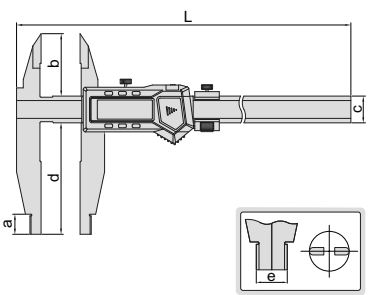

Built-in wireless (receiver code 7315-2/3/6/7/8/9 is required)

Code	Range	Accuracy	a	b	c	d	e	L
1117-301WL	0-300mm/0-12"	±0.05mm	18mm	56mm	24mm	100mm	20mm	420mm
1117-501WL	0-500mm/0-20"	±0.05mm	18mm	56mm	24mm	100mm	20mm	675mm
1117-502WL	0-500mm/0-20"	±0.06mm	24mm	56mm	24mm	150mm	20mm	675mm
1117-601WL	0-600mm/0-24"	±0.05mm	18mm	56mm	24mm	100mm	20mm	770mm

DIGITAL CALIPERS

DATA OUTPUT

- Non waterproof
- Resolution: 0.01mm/0.0005"
- Button function: on/off, zero, mm/inch, ABS, data preset
- Battery CR2032
- Made of stainless steel

1136-501

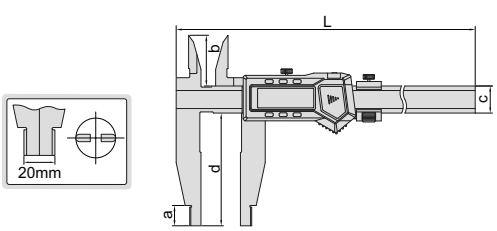

With data interface (data output cable code 7315-22 need receiver page 4, **7302-22** page 12, **optional, for calipers with c=24mm or 31mm)**

(mm)

Code	Range	Accuracy	a	b	c	d	L
1136-301	0-300mm/0-12"	±0.05mm	18	45	24	100	420
1136-451	0-450mm/0-18"	±0.05mm	18	45	24	100	625
1136-501	0-500mm/0-20"	±0.05mm	18	45	24	100	675
1136-502	0-500mm/0-20"	±0.06mm	18	45	24	150	675
1136-503	0-500mm/0-20"	±0.06mm	24	60	31	200	675
1136-601	0-600mm/0-24"	±0.05mm	18	45	24	100	770
1136-1002	0-1000mm/0-40"	±0.08mm	24	60	31	150	1220
1136-1502	0-1500mm/0-60"	±0.11mm	24	60	42	150	1780
1136-2002	0-2000mm/0-80"	±0.14mm	24	60	42	150	2290

Built-in wireless
(receiver code 7315-2/3/6/7/8/9 is required)

(mm)

Code	Range	Accuracy	a	b	c	d	L
1136-301WL	0-300mm/0-12"	±0.05mm	18	45	24	100	420
1136-451WL	0-450mm/0-18"	±0.05mm	18	45	24	100	625
1136-501WL	0-500mm/0-20"	±0.05mm	18	45	24	100	675
1136-502WL	0-500mm/0-20"	±0.06mm	18	45	24	150	675
1136-601WL	0-600mm/0-24"	±0.05mm	18	45	24	100	770

https://precishop.hu

DATA OUTPUT

DIGITAL CALIPERS

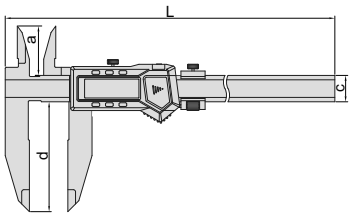

1135-601

- Non waterproof
- Resolution: 0.01mm/0.0005"
- Button function: on/off, zero, mm/inch, ABS, data preset
- Battery CR2032
- Made of stainless steel

With data interface (data output cable code 7315-22 need receiver page 4, **7302-22** page 12, **optional)** **(mm)**

Code	Range	Accuracy	a	c	d	L
1135-451	0-450mm/0-18"	±0.05mm	45	24	100	625
1135-601	0-600mm/0-24"	±0.05mm	45	24	100	770
1135-1002	0-1000mm/0-40"	±0.08mm	60	31	150	1220

Built-in wireless
(receiver code 7315-2/3/6/7/8/9 is required) **(mm)**

Code	Range	Accuracy	a	c	d	L
1135-451WL	0-450mm/0-18"	±0.05mm	45	24	100	625
1135-601WL	0-600mm/0-24"	±0.05mm	45	24	100	770

VERNIER CALIPERS (SOLID TYPE)

- With fine adjustment
- Made of stainless steel
- Satin chrome plated reading surface

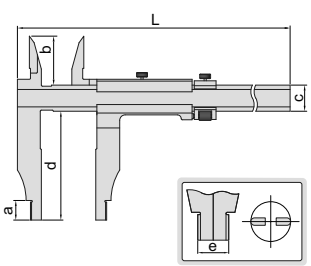

1236-521



Graduation 0.05mm/1/128" **(mm)**

Code	Range	Accuracy	a	b	c	d	e	L
1236-394	0-300mm/0-12"	±0.07mm	12	38	20	90	10	450
1236-514	0-500mm/0-20"	±0.07mm	18	45	24	100	20	670
1236-524	0-500mm/0-20"	±0.08mm	18	45	24	150	20	670
1236-614	0-600mm/0-24"	±0.08mm	18	45	24	100	20	770
1236-824	0-800mm/0-32"	±0.09mm	24	60	31	150	20	1030
1236-1024	0-1000mm/0-40"	±0.12mm	24	60	31	150	20	1230

Graduation 0.02mm **(mm)**

Code	Range	Accuracy	a	b	c	d	e	L
1236-511	0-500mm	±0.05mm	18	45	24	100	20	670
1236-521	0-500mm	±0.06mm	18	45	24	150	20	670
1236-1021	0-1000mm	±0.08mm	24	60	31	150	20	1230

VERNIER CALIPERS (SOLID TYPE)

- Graduation 0.05mm/1/128"
- With fine adjustment
- Made of stainless steel
- Satin chrome plated reading surface

1207-514

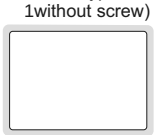

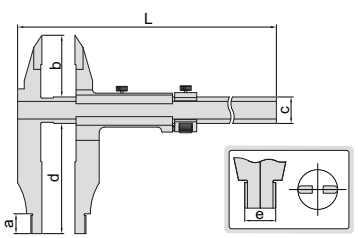

(mm)

Code	Range	Accuracy	a	b	c	d	e	L
1207-394	0-300mm/0-12"	±0.07mm	12	40	20	90	10	440
1207-514	0-500mm/0-20"	±0.07mm	18	56	24	100	20	670
1207-524	0-500mm/0-20"	±0.08mm	18	56	24	150	20	670
1207-824	0-800mm/0-32"	±0.09mm	24	67	31	150	20	930
1207-1024	0-1000mm/0-40"	±0.12mm	24	67	31	150	20	1230

https://precishop.hu

VERNIER CALIPERS (SOLID TYPE)

- With fine adjustment
- Made of stainless steel
- Satin chrome plated reading surface

1208-511

Graduation 0.05mm/1/128" **(mm)**

Code	Range	Accuracy	a	c	d	e	L
1208-214	0-200mm/0-8"	±0.06mm	10	20	100	10	330
1208-394	0-300mm/0-12"	±0.07mm	10	20	90	10	410
1208-324	0-300mm/0-12"	±0.07mm	18	24	150	20	410
1208-524	0-500mm/0-20"	±0.08mm	18	24	150	20	670
1208-614	0-600mm/0-24"	±0.08mm	18	24	100	20	770
1208-624	0-600mm/0-24"	±0.09mm	18	24	150	20	770
1208-824	0-800mm/0-32"	±0.09mm	24	31	150	20	1030
1208-1024	0-1000mm/0-40"	±0.12mm	24	31	150	20	1230
1208-1524	0-1500mm/0-60"	±0.16mm	24	42	150	20	1820
1208-2024	0-2000mm/0-80"	±0.20mm	24	42	150	20	2330

solid type
1without screw)



Graduation 0.02mm **(mm)**

Code	Range	Accuracy	a	c	d	e	L
1208-511	0-500mm	±0.05mm	18	24	100	20	670
1208-521	0-500mm	±0.06mm	18	24	150	20	670
1208-1021	0-1000mm	±0.08mm	24	31	150	20	1230
1208-1521	0-1500mm	±0.11mm	24	42	150	20	1820

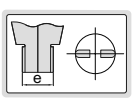

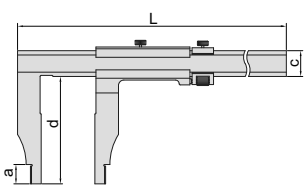

VERNIER CALIPERS (SOLID TYPE)

- With fine adjustment
- Made of stainless steel
- Satin chrome plated reading surface

1210-611

Graduation 0.05mm/1/128" **(mm)**

Code	Range	Accuracy	a	c	d	L
1210-614	0-600mm/0-24"	±0.08mm	45	24	100	770
1210-1024	0-1000mm/0-40"	±0.12mm	60	31	150	1230

Graduation 0.02mm **(mm)**

Code	Range	Accuracy	a	c	d	L
1210-611	0-600mm	±0.05mm	45	24	100	770
1210-1021	0-1000mm	±0.08mm	60	31	150	1230

solid type
1without screw)

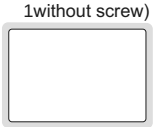

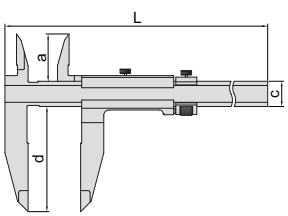

https://precishop.hu

VERNIER CALIPERS (SEPARATE TYPE)

POPULAR MODEL

- With fine adjustment
- Made of stainless steel
- Satin chrome plated reading surface

1214-500

Graduation 0.02mm/0.001" **(mm)**

Code	Range	Accuracy	a	c	d	e	L
1214-300	0-300mm/0-12"	±0.05mm	10	20	75	10	410
1214-450	0-450mm/0-18"	±0.05mm	18	24	100	20	620
1214-500	0-500mm/0-20"	±0.05mm	18	24	100	20	670
1214-600	0-600mm/0-24"	±0.05mm	18	24	100	20	770
1214-1000	0-1000mm/0-40"	±0.08mm	24	32	140	20	1216
1214-1500	0-1500mm/0-60"	±0.12mm	24	42	200	20	1830
1214-2000	0-2000mm/0-80"	±0.14mm	24	42	200	20	2320

Graduation 0.05mm/1/128" **(mm)**

Code	Range	Accuracy	a	c	d	e	L
1214-6004	0-600mm/0-24"	±0.08mm	18	24	100	20	770
1214-1004	0-1000mm/0-40"	±0.12mm	24	32	140	20	1216

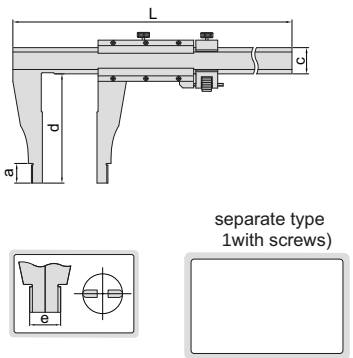

LONG JAW VERNIER CALIPERS (SEPARATE TYPE)

- With fine adjustment
- Made of stainless steel
- Satin chrome plated reading surface

1215-1032

Graduation 0.02mm/0.001" **(mm)**

Code	Range	Accuracy	a	c	d	e	L
1215-392	0-300mm/0-12"	±0.05mm	10	17	90	10	410
1215-322	0-300mm/0-12"	±0.05mm	18	24	150	20	470
1215-522	0-500mm/0-20"	±0.06mm	18	24	150	20	670
1215-532	0-500mm/0-20"	±0.06mm	18	24	200	20	670
1215-622	0-600mm/0-24"	±0.06mm	18	24	150	20	770
1215-642	0-600mm/0-24"	±0.08mm	24	32	250	20	870
1215-822	0-800mm/0-32"	±0.07mm	24	32	150	20	1020
1215-832	0-800mm/0-32"	±0.07mm	24	32	200	20	1020
1215-1032	0-1000mm/0-40"	±0.08mm	24	32	200	20	1220
1215-1052	0-1000mm/0-40"	±0.11mm	24	42	300	20	1330
1215-3052	0-3000mm/0-120"	±0.26mm	24	50	300	20	3360

Graduation 0.05mm/1/128" **(mm)**

Code	Range	Accuracy	a	c	d	e	L
1215-524	0-500mm/0-20"	±0.08mm	18	24	150	20	670
1215-1034	0-1000mm/0-40"	±0.12mm	24	32	200	20	1330

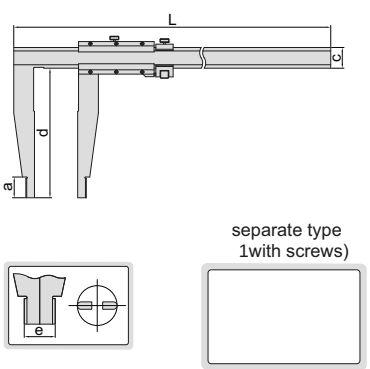

https://precishop.hu

DEPTH BASE ATTACHMENTS

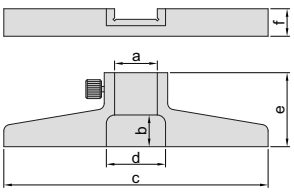

6140 **6140-16B**

- To increase the stability of depth measurement
- Suitable for digital calipers and dial calipers
- Made of stainless steel

(mm)

Code	a	b	c	d	e	f	Type	Application
6140	16.5	9	75	18	30	6	narrow base 1f=6)	suitable for calipers with beam width 1w) 16mm
6140-300A	20	15	125	22	34	9	narrow base 1f=9)	suitable for calipers with beam width 1w) 20mm
6140-16B	16	12.5	75	24.5	30	11	wide base 1f=11), high stability	suitable for calipers with beam width 1w) 16mm
6140-300B	20	15	125	28	35	13	wide base 1f=13), high stability	suitable for calipers with beam width 1w) 20mm

CALIPER/HEIGHT GAGE CHECKERS

REFER TO PAGE 332
FOR DETAILS

vertical use

horizontal use

6884-300

CALIPER END GRINDING MACHINE CODE 6309

VIDEO

- Used for grinding the depth measuring surface of the end of calipers

on/off

application

SPECIFICATION

Power supply	220V, 50/60Hz
Dimension (L×W×H)	370×200×160mm
Weight	15kg

https://precishop.hu

REFER TO PAGE 162
FOR DETAILS

CALIPER/MICROMETER LAPPING MACHINE
CODE 6318

lapping measuring surfaces of caliper lower jaws

- For lapping measuring surfaces of caliper lower jaws

ACCESSORY SET FOR DIGITAL CALIPERS
CODE 6144

VIDEO

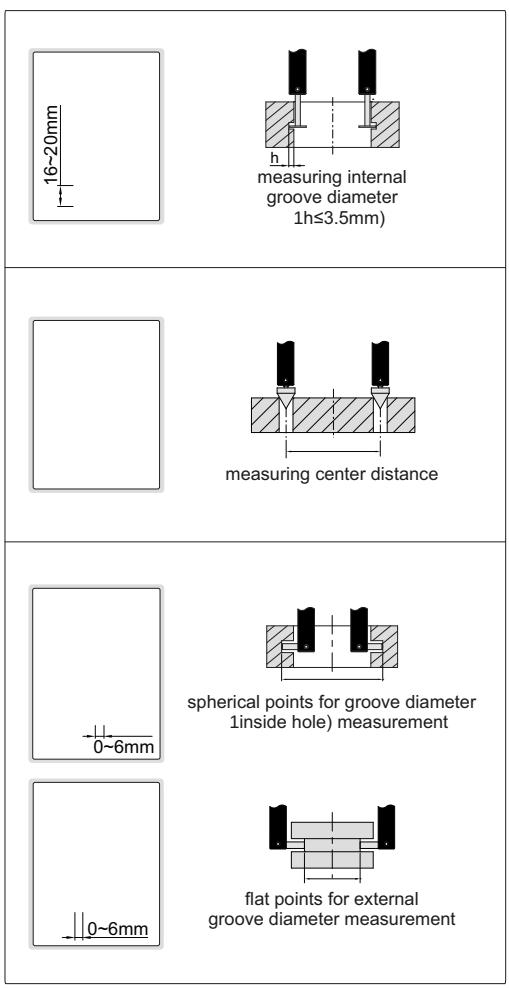

6144

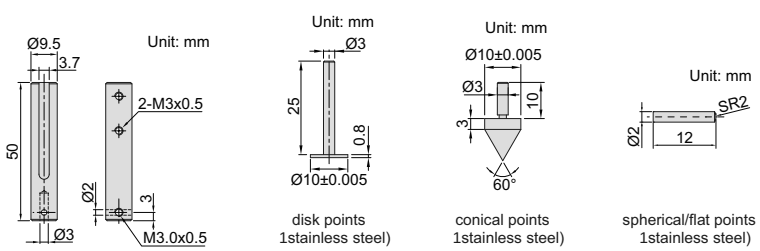

- Suitable for 0-150mm/0-6" and 0-200mm/0-8" digital calipers 1thickness of lower jaws≤3.7mm)

Code
6144

https://precishop.hu

ACCESSORY SET FOR LARGE DIGITAL CALIPERS
CODE 6145-500

6145-500

VIDEO

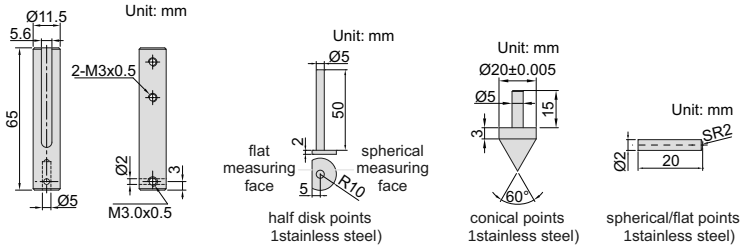

- Suitable for 0-500mm/0-20" and 0-600mm/0-24" digital calipers 1thickness of lower jaws≤5.6mm)

Code
6145-500

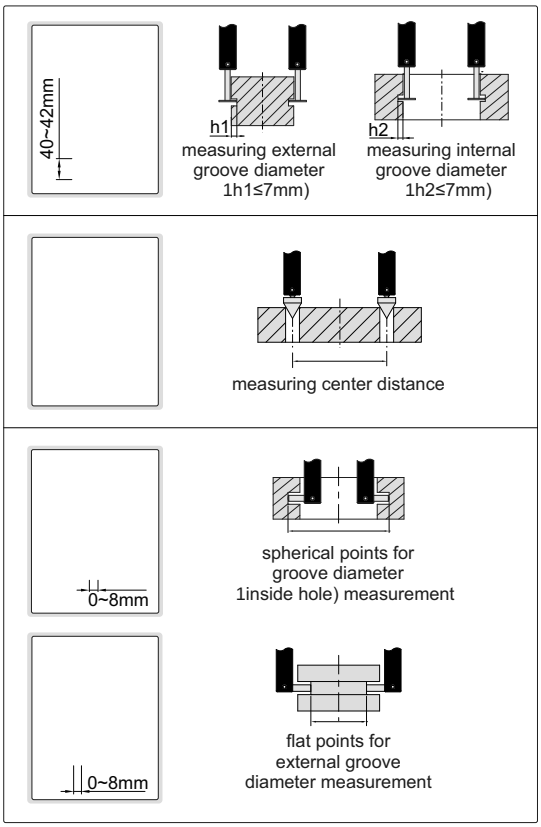

ACCESSORY SET FOR LARGE DIGITAL CALIPERS (WITH SIDE POINTS)
CODE 6146-500B

VIDEO

6146-500B

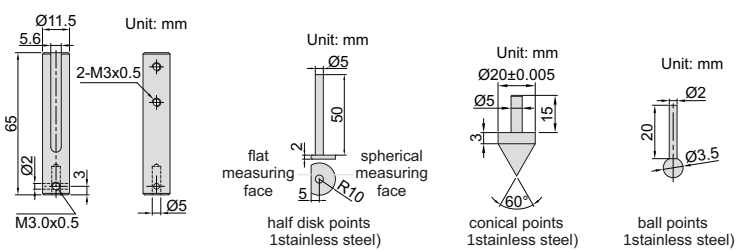

- Suitable for 0-500mm/0-20" and 0-600mm/0-24" digital calipers 1thickness of lower jaws≤5.6mm)

Code
6146-500B

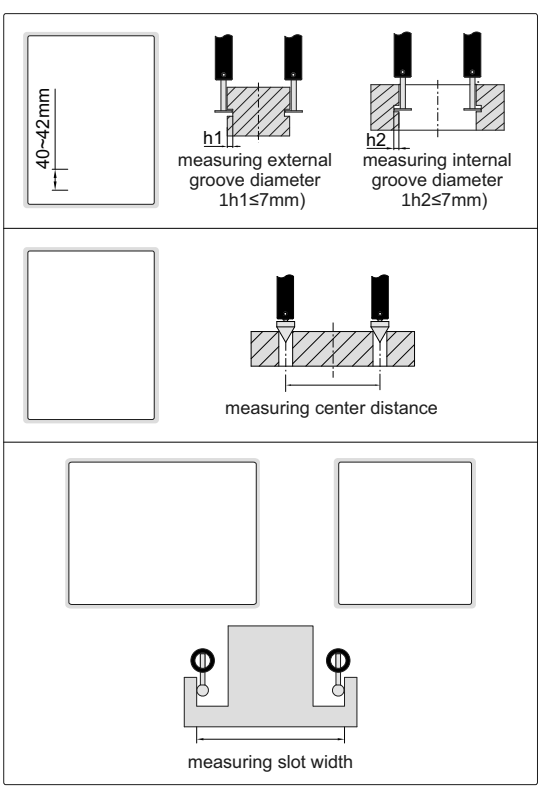

https://precishop.hu

DATA OUTPUT

- Non waterproof
- Buttons: on/off, set, mm/in h, ABS, preset (+, -)
- Automati power off, move the digital unit to turn on power
- Battery CR2032
- Made of stainless steel

1125-600

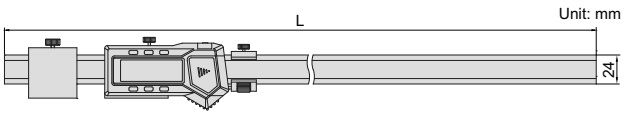

With data interface (data output cable code 7315-22 need receiver page 4, **7302-22** page 12,**optional)**

Code	Range*	Resolution	Accuracy	L
1125-600	0-600mm/0-24"	0.01mm/0.0005"	±0.05mm	778mm
1125-1000	0-1000mm/0-40"	0.01mm/0.0005"	±0.07mm	1205mm

Built-in wireless (receiver code 7315-2/3/6/7/8/9 is required)

Code	Range*	Resolution	Accuracy	L
1125-600WL	0-600mm/0-24"	0.01mm/0.0005"	±0.05mm	778mm
1125-1000WL	0-1000mm/0-40"	0.01mm/0.0005"	±0.07mm	1205mm

*The range hanges a ording to different points

working with stands



working with measuring jaws

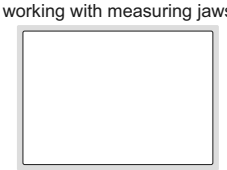

Half disk points (included)

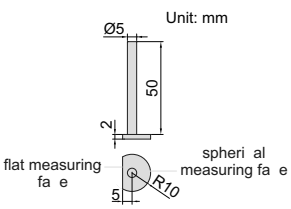

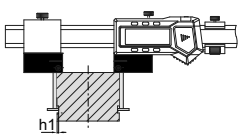

measuring external groove diameter with flat measuring fa e (depth h1≤2.5mm)

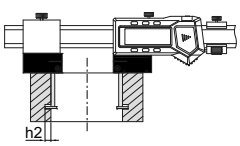

measuring internal groove diameter with spheri al measuring fa e (depth h2≤7.5mm)

Conical points (optional)

Code
1125-T101

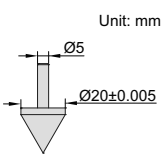

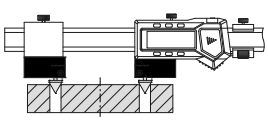

measuring enter distan e

Round shoulder points (optional)

Code
1125-T102

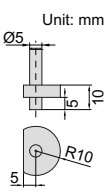

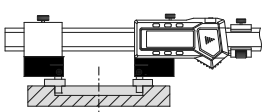

measure inside diameter of shallow hole

Flat shoulder points (optional)

Code
1125-T103

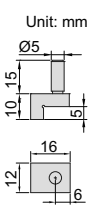

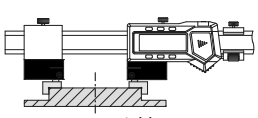

measure outside diameter of low boss

Spherical points (included)

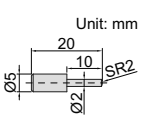

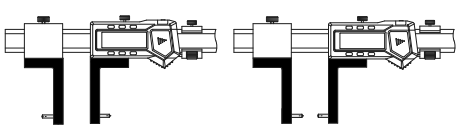

Point sleeve (optional)

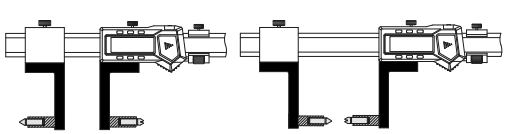

working with multifun tional points, ball points and s rew thread points

Code
1125-T104

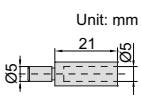

Stands (included)

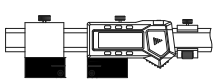

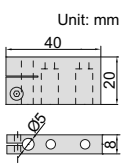

To be ontinued

https://precishop.hu

Continued from previous page

Depth stop (included)

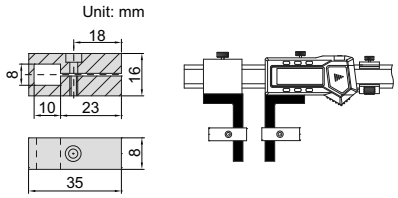

Measuring jaws (included)

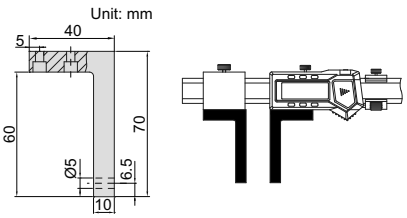

Multifunctional points 7392* (optional, page 39)

Ball points 7391* (optional, page 39)

Screw thread points 7381* , 7321* (optional,page 39)

*It is necessary to use point sleeve (code **1125-T104**) for these points

DIGITAL CALIPERS WITH INTERCHANGEABLE POINTS

DATA OUTPUT

1526-200

- Non waterproof
- Supplied with 3 pairs of points and zero setting block for external measurement
- Resolution: 0.01mm/0.0005"
- Buttons: on/off, set, mm/in ch, preset (+, -)
- Automatic power off, move the digital unit to turn on power
- Battery CR2032
- Made of stainless steel
- Optional accessory: points

preset buttons

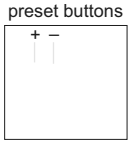

short spherical points (included) Unit: mm

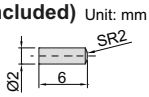

long spherical/flat points (included) Unit: mm

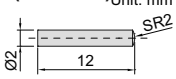

spherical blade points (included) Unit: mm

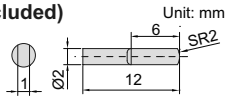

Unit: mm

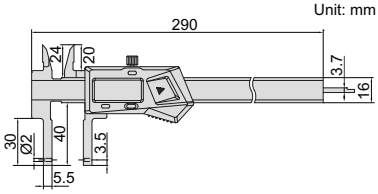

With data interface

Code	Data output cable (optional)
1526-200	code **7315-21 need receiver**page 4, **7302-21** page 12

Built-in wireless

Code	Receiver (optional)
1526-200WL	code **7315-2/3/6/7/8/9**

Point	Range	Accuracy	Application
short spherical points	12-212mm/0.5-8.5" (internal)	±0.03mm	for grooves inside small hole
long spherical/flatpoints	24-224mm/1-8.8" (internal) 0-187mm/0-7.5" (external)	±0.03mm	spherical points for grooves inside hole flat points for external grooves
spherical blade points	24-224mm/1-8.8" (internal) 0-187mm/0-7.5" (external)	±0.03mm	for narrow grooves inside hole

zero setting block for external measurement (included)



install points

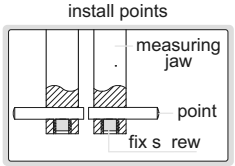

measure internal and external grooves

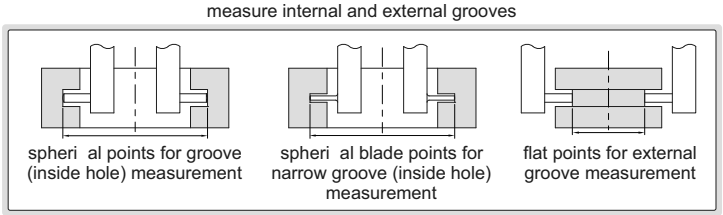

To be continued

https://precishop.hu

Continued from previous page

Depth stop (optional)

Code
6143

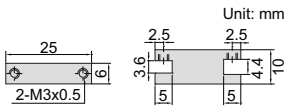

6143

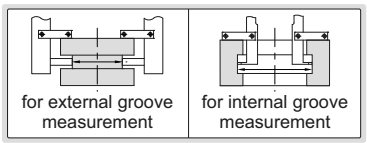

Point sleeve (optional)

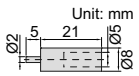

1526-T101

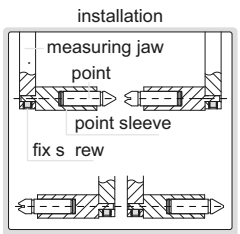

Code
1526-T101

Ball points (optional)

7391-T5

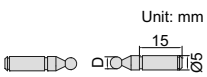

Code	Ball dia. (D)	Range**
7391-T3*	SØ2.0mm	75-275mm/3.0-10.8" (internal) 0-146mm/0-5.7" (external)
7391-T4*	SØ2.5mm	76-276mm/3.0-10.8" (internal) 0-145mm/0-5.7" (external)
7391-T5*	SØ3.0mm	77-277mm/3.0-10.9" (internal) 0-144mm/0-5.6" (external)
7391-T6*	SØ3.5mm	78-278mm/3.1-10.9" (internal) 0-143mm/0-5.6" (external)
7391-T7*	SØ4.0mm	79-279mm/3.1-10.9" (internal) 0-142mm/0-5.6" (external)
7391-T8*	SØ4.5mm	80-280mm/3.2-11.0" (internal) 0-141mm/0-5.5" (external)
7391-T9*	SØ5.0mm	81-281mm/3.2-11.0" (internal) 0-140mm/0-5.5" (external)
7391-T10*	SØ6.0mm	83-283mm/3.3-11.1" (internal) 0-138mm/0-5.4" (external)

*It is ne essary to use point sleeve (ode **1526-T101**) for these points

Range of **1526-200 and **1526-200WL** after installing the points and point sleeve

Multifunctional points (optional)

7392-T1

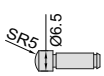

7392-T2

7392-T3

7392-T4

7392-T5

7392-T6

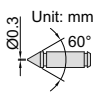

7392-T7

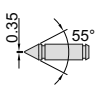

7392-T8

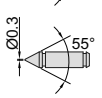

7392-T9

Range**
66-266mm/2.6-10.5" (internal), 0-155mm/0-6.1" (external)

Range of **1526-200 and **1526-200WL** after installing the points and point sleeve

Code	Type
7392-T1*	flat
7392-T2*	spheri al
7392-T3*	spline
7392-T4*	disk
7392-T5*	blade
7392-T6*	knife-edge
7392-T7*	point
7392-T8*	knife-edge
7392-T9*	point

*It is ne essary to use point sleeve (ode **1526-T101**) for these points

Screw thread points (optional)

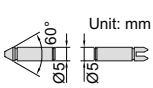

7321-T16

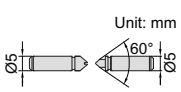

7381-T11

Internal thread (60° thread angle)

Code	Pitch
7321-T11*	0.4-0.5mm/64-48TPI
7321-T12*	0.6-0.9mm/44-28TPI
7321-T13*	1-1.75mm/24-14TPI
7321-T14*	2-3mm/13-9TPI
7321-T15*	3.5-5mm/8-5TPI
7321-T16*	5.5-7mm/4.5-3.5TPI
7321-T1S*	6 pairs/set, in luding all above points

External thread (60° thread angle)

Code	Pitch
7381-T11*	0.4-0.5mm/64-48TPI
7381-T12*	0.6-0.9mm/44-28TPI
7381-T13*	1-1.75mm/24-14TPI
7381-T14*	2-3mm/13-9TPI
7381-T15*	3.5-5mm/8-5TPI
7381-T16*	5.5-7mm/4.5-3.5TPI
7381-TS*	6 pairs/set, in luding all above points

Range**
66-266mm/2.6-10.5" (internal) 0-155mm/0-6.1" (external)

Range of **1526-200 and **1526-200WL** after installing the points and point sleeve

*It is ne essary to use point sleeve (ode **1526-T101**) for these points

https://precishop.hu

DIGITAL CALIPERS WITH INTERCHANGEABLE POINTS

DATA OUTPUT

short spherical/flat points (included) Unit: mm

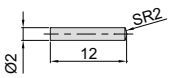

1124-300A

long spherical/flat points (included)

Unit: mm

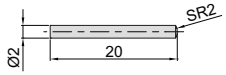

short spherical blade points (included) Unit: mm

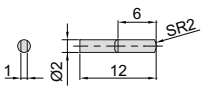

long spherical blade points (included) Unit: mm

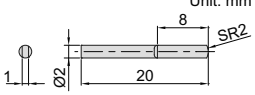

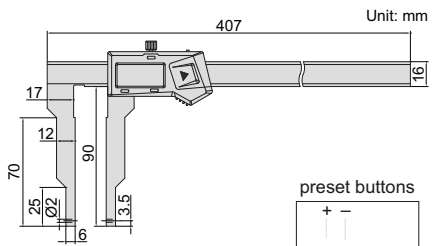

preset buttons

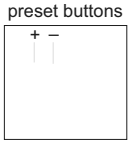

zero setting blo k for external measurement (in luded)



measure internal and external grooves

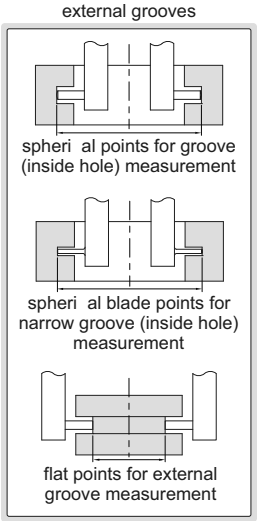

- Non waterproof
- Supplied with 4 pairs of points and zero setting blo k for external measurement
- Resolution: 0.01mm/0.0005"
- Buttons: on/off, set, mm/in h, preset (+, -)
- Automati power off, move the digital unit to turn on power
- Battery CR2032
- Made of stainless steel
- Optional a essory: points (ode **1526-T101**, **7392**, **7391**, **7381**, **7321**), depth stop (ode **6143**)

install points

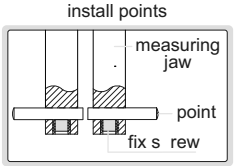

depth stop **6143** (**optional**)



With data interface

Code	Data output cable (optional)
1124-300A	ode **7315-21 need receiver** page 4, **7302-21** page 12

Built-in wireless

Code	Receiver (optional)
1124-300AWL	ode **7315-2/3/6/7/8/9**

Point	Range	Accuracy	Application
short spherical/flat points	24-324mm/1-12.7" (internal) 0-288mm/0-11.3" (external)	±0.04mm	spheri al points for grooves inside hole (small hole) flat points for external grooves
long spherical/flat points	40-340mm/1.5-13.3" (internal) 0-272mm/0-10.7" (external)	±0.04mm	spheri al points for grooves inside hole (large hole) flat points for external grooves
short spherical blade points	24-324mm/1-12.7" (internal) 0-288mm/0-11.3" (external)	±0.04mm	for narrow grooves inside hole (small hole)
long spherical blade points	40-340mm/1.5-13.3" (internal) 0-272mm/0-10.7" (external)	±0.04mm	for narrow grooves inside hole (large hole)

Multifunctional points 7392* **(optional**, page 39)

Ball points 7391* **(optional**, page 39)

Screw thread points 7381*, 7321* **(optional** page 39)

*It is ne essary to use point sleeve (ode **1526-T101**) for these points

https://precishop.hu

DATA OUTPUT

VARIOUS POINTS ARE AVAILABLE (PAGE 250~252)

DIGITAL CALIPERS WITH INTERCHANGEABLE POINTS

preset buttons

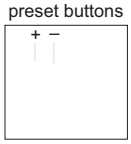

1530-300

- Non waterproof
- Supplied with 4 pairs of points and zero setting blo k for external measurement
- Resolution: 0.01mm/0.0005"
- Buttons: on/off, set, mm/in h, preset (+, -)
- Automati power off, move the digital unit to turn on power
- Battery CR2032
- Made of stainless steel
- Optional a essory: points (page 250~252), depth stop (ode **6143**)

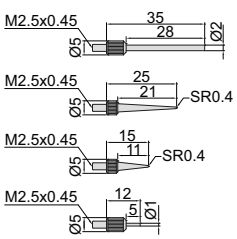

Unit: mm

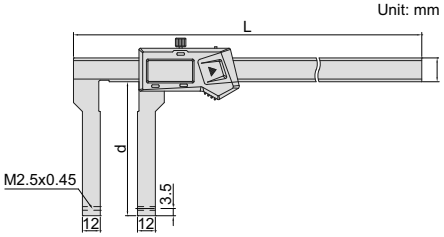

measure internal and external grooves

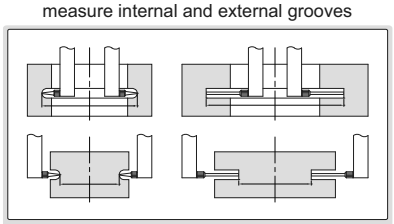

4 pairs of points (in luded)

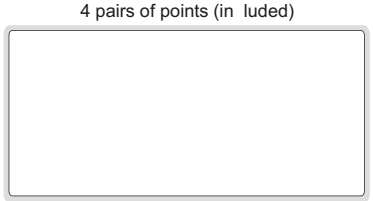

zero setting blo k for external measurement (in luded)



depth stop **6143** (**optional**)

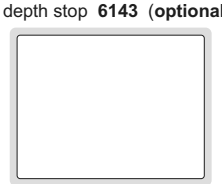

(mm)

Code	Range*	Accuracy	L	d	c	Data output cable (optional)
1530-300	0-300mm/0-12"	±0.06mm	407	90	16	**7315-21 need receiver** page 4, **7302-21** page 12
1530-500	0-500mm/0-20"	±0.08mm	740	100	24	**7315-22 need receiver** page 4, **7302-22** page 12

Built-in wireless
(receiver code 7315-2/3/6/7/8/9 is required) **(mm)**

Code	Range*	Accuracy	L	d	c
1530-300WL	0-300mm/0-12"	±0.06mm	407	90	16
1530-500WL	0-500mm/0-20"	±0.08mm	740	100	24

*For different points, the measuring range hanges a ordingly

https://precishop.hu

DIGITAL INSIDE GROOVE CALIPERS

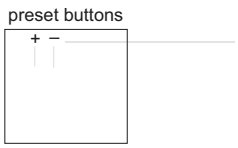

1520-150

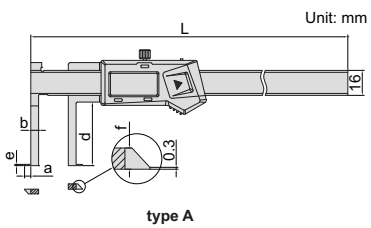

type A

1520-150P

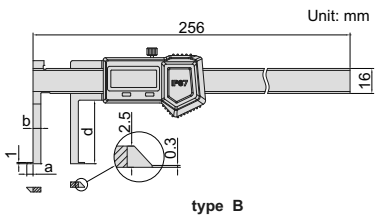

type B

- Measure diameter of grooves inside small bores
- Resolution: 0.01mm/0.0005"
- Buttons type A: on/off, set, mm/in h, preset (+, -),
  type B: on/off, zero, mm/in h, ABS/R EL, hold
- Battery CR2032
- Made of stainless steel
- Optional a essory: depth stop (ode **6143**)

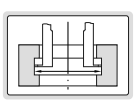

depth stop **6143**
(**optional**)



Non waterproof, with data interface (data output cable code 7315-2 d receiver page 4, **7302-21** page 12, **optional)**

Code	Range	Type	Accuracy	L	a	b	d	e	f
1520-150	11-150mm/0.43-6"	A	±0.04mm	236mm	3.5mm	5mm	41mm	1mm	2.5mm
1520-200	16-200mm/0.63-8"	A	±0.04mm	285mm	5mm	7mm	41mm	1mm	3mm
1520-300	20-300mm/0.79-12"	A	±0.05mm	398mm	7.5mm	9mm	62mm	2mm	4mm

Non waterproof, built-in wireless (receiver code 7315-2/3/6/7/8/9 is required)

Code	Range	Type	Accuracy	L	a	b	d	e	f
1520-150WL	11-150mm/0.43-6"	A	±0.04mm	236mm	3.5mm	5mm	41mm	1mm	2.5mm
1520-200WL	16-200mm/0.63-8"	A	±0.04mm	285mm	5mm	7mm	41mm	1mm	3mm
1520-300WL	20-300mm/0.79-12"	A	±0.05mm	398mm	7.5mm	9mm	62mm	2mm	4mm

IP67 dust/waterproof, no automatic power off, set zero after power on each time, without data interface

Code	Range	Type	Accuracy	a	b	d
1520-150P	14-150mm/0.56-6"	B	±0.04mm	5mm	7mm	30mm
1520-1501P	8-150mm/0.31-6"	B	±0.04mm	2mm	4mm	40mm

https://precishop.hu

DATA OUTPUT

DIGITAL INSIDE POINT CALIPERS

depth stop **6143** (**optional**)

preset buttons

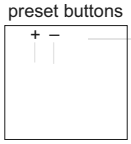

1121-150A
type A

- Non waterproof
- Measure groove diameter
- Resolution: 0.01mm/0.0005"
- Buttons type A: on/off, set, mm/in h, preset (+, -)
  type B: on/off, zero, mm/in h
- Automati power off, move the digital unit to turn on power
- Battery CR2032
- Data output
- Made of stainless steel
- Optional a essory: depth stop
  (ode **6143**, for alipers with F16mm)

1121-150B
type B

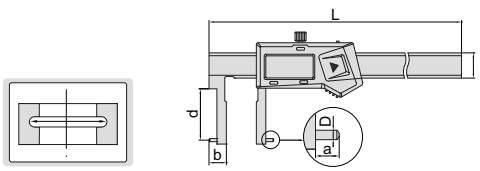

Preset (no need to add the width of the jaws on the reading), with data interface **(mm)**

Code	Range	Type	Accuracy	L	a	b	c	d	D	Data output cable (optional)
1121-150A	24-150mm/0.94-6"	A	±0.04mm	250	5	12	16	28	Ø2	**7315-21 need receiver** page 4,**7302-21**page 12
1121-1501	35-150mm/1.38-6"	A	±0.05mm	250	6	17.5	16	60	Ø2	**7315-21 need receiver**page 4, **7302-21** page 12
1121-200A	25-200mm/0.98-8"	A	±0.04mm	310	5	12.5	16	37	Ø2	**7315-21 need receiver**page 4, **7302-21** page 12
1121-2001	40-200mm/1.57-8"	A	±0.05mm	310	7	20	16	70	Ø3	**7315-21 need receiver**page 4, **7302-21**page 12
1121-300A	30-300mm/1.18-12"	A	±0.07mm	410	5	15	16	50	Ø2	**7315-21 need receiver**page 4, **7302-21**page 12
1121-3001A	50-300mm/1.97-12"	A	±0.07mm	410	8	25	16	77	Ø3	**7315-21 need receiver**page 4, **7302-21**page 12
1121-500A	40-500mm/1.57-20"	A	±0.07mm	680	5	20	24	90	Ø3	**7315-22 need receiver**page 4, **7302-22** page 12
1121-5001	60-500mm/2.36-20"	A	±0.08mm	680	10	30	24	120	Ø3	**7315-22 need receiver**page 4, **7302-22**page 12
1121-5002	80-500mm/3.15-20"	A	±0.08mm	680	16	40	24	150	Ø3	**7315-22 need receiver**page 4, **7302-22**page 12

Preset (no need to add the width of the jaws on the reading), built-in wireless (receiver code 7315-2/3/6/7/8/9 is required)

Code	Range	Type	Accuracy	L	a	b	c	d	D
1121-150AWL	24-150mm/0.94-6"	A	±0.04mm	250mm	5mm	12mm	16mm	28mm	Ø2mm
1121-1501WL	35-150mm/1.38-6"	A	±0.05mm	250mm	6mm	17.5mm	16mm	60mm	Ø2mm
1121-200AWL	25-200mm/0.98-8"	A	±0.04mm	310mm	5mm	12.5mm	16mm	37mm	Ø2mm
1121-2001WL	40-200mm/1.57-8"	A	±0.05mm	310mm	7mm	20mm	16mm	70mm	Ø3mm
1121-300AWL	30-300mm/1.18-12"	A	±0.07mm	410mm	5mm	15mm	16mm	50mm	Ø2mm
1121-3001AWL	50-300mm/1.97-12"	A	±0.07mm	410mm	8mm	25mm	16mm	77mm	Ø3mm
1121-500AWL	40-500mm/1.57-20"	A	±0.07mm	680mm	5mm	20mm	24mm	90mm	Ø3mm
1121-5001WL	60-500mm/2.36-20"	A	±0.08mm	680mm	10mm	30mm	24mm	120mm	Ø3mm
1121-5002WL	80-500mm/3.15-20"	A	±0.08mm	680mm	16mm	40mm	24mm	150mm	Ø3mm

No preset (need to add the width of the jaws on the reading)

Code	Range	Type	Accuracy	L	a	b	c	d	D
1121-150B	50-150mm/1.97-6"	B	±0.06mm	270mm	8mm	25mm	20mm	90mm	Ø3mm
1121-200B	60-200mm/2.36-8"	B	±0.06mm	320mm	10mm	30mm	20mm	100mm	Ø3mm
1121-300B	60-300mm/2.36-12"	B	±0.07mm	420mm	10mm	30mm	20mm	110mm	Ø3mm

https://precishop.hu

DIGITAL INSIDE GROO "E CALIPERS

depth stop **6143**
(**optional**)

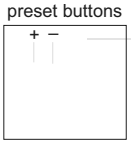

1120-150A
type A

- Measure groove diameter
- Resolution: 0.01mm/0.0005"
- Buttons type A: on/off, set, mm/in h, preset (+, -)
  type B: on/off, zero, mm/in h
  type C: on/off, zero, mm/in h, ABS/R EL, hold
- Battery CR2032
- Made of stainless steel
- Optional a essory: depth stop
  (ode **6143**, for alipers with F16mm)

1120-150B
type B

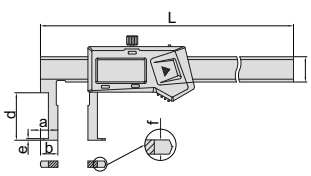

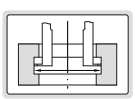

1120-150P
type C

Non waterproof, preset (no need to add the width of the jaws on the reading), with data interface **(mm)**

Code	Range	Type	Accuracy	L	a	b	c	d	e	f	Data output cable (optional)
1120-150A	22-150mm/0.87-6"	A	±0.04mm	250	5	11	16	30	1	4	**7315-21 need receiver**page 4, **7302-21**page 12
1120-1501	35-150mm/1.38-6"	A	±0.06mm	250	6	17.5	16	60	1.5	4	**7315-21 need receiver**page 4, **7302-21** page 12
1120-200A	25-200mm/0.98-8"	A	±0.04mm	310	5	12.5	16	40	1	4	**7315-21 needreceiver** page 4, **7302-21** page 12
1120-2001	40-200mm/1.57-8"	A	±0.06mm	310	7	20	16	70	2.5	4	**7315-21 need receiver**page 4, **7302-21**page 12
1120-300A	30-300mm/1.18-12"	A	±0.05mm	410	5	15	16	50	1.5	4	**7315-21 need receiver**page 4, **7302-21**page 12
1120-3001	50-300mm/1.97-12"	A	±0.07mm	410	8	25	16	80	2.5	4	**7315-21 need receiver**page 4, **7302-21** page 12
1120-500	40-500mm/1.57-20"	A	±0.07mm	680	5	20	24	90	2.2	5.5	**7315-22 need receiver**page 4, **7302-22** page 12
1120-5001	60-500mm/2.36-20"	A	±0.08mm	680	10	30	24	120	3.4	5.5	**7315-22 need receiver**page 4, **7302-22**page 12
1120-5002	80-500mm/3.15-20"	A	±0.08mm	680	16	40	24	150	5.2	5.5	**7315-22 need receiver**page 4, **7302-22**page 12

Non waterproof, preset (no need to add the width of the jaws on the reading), built-in wireless (receiver code 7315-2/3/6/7/8/9 is required)

Code	Range	Type	Accuracy	L	a	b	c	d	e	f
1120-150AWL	22-150mm/0.87-6"	A	±0.04mm	250mm	5mm	11mm	16mm	30mm	1mm	4mm
1120-1501WL	35-150mm/1.38-6"	A	±0.06mm	250mm	6mm	17.5mm	16mm	60mm	1.5mm	4mm
1120-200AWL	25-200mm/0.98-8"	A	±0.04mm	310mm	5mm	12.5mm	16mm	40mm	1mm	4mm
1120-2001WL	40-200mm/1.57-8"	A	±0.06mm	310mm	7mm	20mm	16mm	70mm	2.5mm	4mm
1120-300AWL	30-300mm/1.18-12"	A	±0.05mm	410mm	5mm	15mm	16mm	50mm	1.5mm	4mm
1120-3001WL	50-300mm/1.97-12"	A	±0.07mm	410mm	8mm	25mm	16mm	80mm	2.5mm	4mm
1120-500WL	40-500mm/1.57-20"	A	±0.07mm	680mm	5mm	20mm	24mm	90mm	2.2mm	5.5mm
1120-5001WL	60-500mm/2.36-20"	A	±0.08mm	680mm	10mm	30mm	24mm	120mm	3.4mm	5.5mm
1120-5002WL	80-500mm/3.15-20"	A	±0.08mm	680mm	16mm	40mm	24mm	150mm	5.2mm	5.5mm

Non waterproof, no preset (need to add the width of the jaws on the reading)

Code	Range	Type	Accuracy	L	a	b	c	d	e	f
1120-150B	50-150mm/1.97-6"	B	±0.06mm	270mm	8mm	25mm	20mm	90mm	3.4mm	4mm
1120-200B	60-200mm/2.36-8"	B	±0.06mm	320mm	10mm	30mm	20mm	100mm	3.4mm	4mm
1120-300B	60-300mm/2.36-12"	B	±0.07mm	420mm	10mm	30mm	20mm	110mm	3.4mm	4mm

IP67 dust/waterproof, no automatic power off, set zero after power on each time, no preset (need to add the width of the jaws on the reading), without data interface

Code	Range	Type	Accuracy	L	a	b	c	d	e	f
1120-150P	22-150mm/0.87-6"	C	±0.04mm	250mm	5mm	11mm	16mm	30mm	1mm	4mm

https://precishop.hu

INSIDE GROO "E "ERNIER CALIPER

- Measure diameter of grooves inside bores
- Made of stainless steel
- Satin hrome plated reading surfa e

1262-150A

Unit: mm

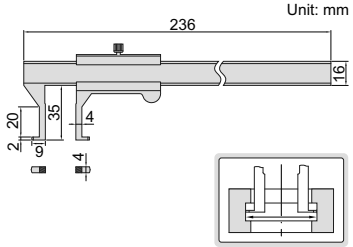

Code	Range	Graduation	Accuracy
1262-150A	18-150mm	0.02mm	±0.04mm

DIGITAL INSIDE GROO "E CALIPERS

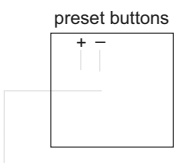

1176-150

depth stop **6143** (**optional**)



Unit: mm

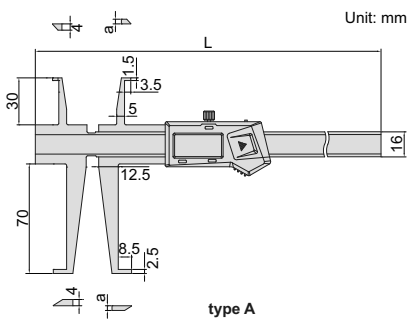

type A

1176-150P

Unit: mm

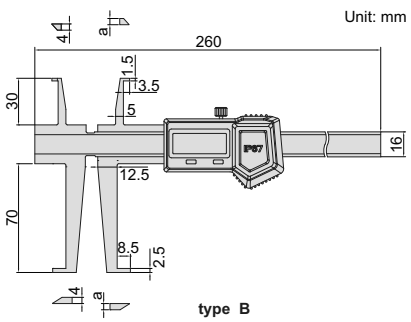

type B

- Measure diameter of grooves inside bores
- Resolution: 0.01mm/0.0005"
- Buttons type A: on/off, set, mm/in h, preset (+, -)
  type B: on/off, zero, mm/in h, ABS/R EL, hold
- Battery CR2032
- Made of stainless steel
- Optional a essory: depth stop (ode **6143**)

sizes to be measured (use upper jaws)

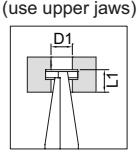

(mm)

D1	L1
Ø9	G8
Ø10	G15
Ø11~200	G30

sizes to be measured (use lower jaws)

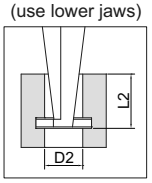

(mm)

D2	L2
Ø17	G16
Ø18	G28
Ø19	G40
Ø20	G50
Ø21	G58
Ø22~200	G70

Non waterproof, with data interface
(data output cable code 7315-21 need receiver page 4, **7302-21** page 12, **optional)**

Code	Range of upper jaw	Range of lower jaw	Type	Accuracy	L	a
1176-150	9-150mm/0.35-6"	17-150mm/0.70-6"	A	±0.04mm	260mm	3mm
1176-200	9-200mm/0.35-8"	17-200mm/0.70-8"	A	±0.05mm	320mm	3.5mm

Non waterproof, built-in wireless (receiver code 7315-2/3/6/7/8/9 is required)

Code	Range of upper jaw	Range of lower jaw	Type	Accuracy	L	a
1176-150WL	9-150mm/0.35-6"	17-150mm/0.70-6"	A	±0.04mm	260mm	3mm
1176-200WL	9-200mm/0.35-8"	17-200mm/0.70-8"	A	±0.05mm	320mm	3.5mm

IP67 dust/waterproof, without data interface, no automatic power off, set zero after power on each time

Code	Range of upper jaw	Range of lower jaw	Type	Accuracy	a
1176-150P	9-150mm/0.35-6"	17-150mm/0.70-6"	B	±0.04mm	4mm

https://precishop.hu

INSIDE GROO "E CALIPERS

depth stop **6143**
(**optional**)

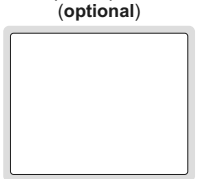

1199-150

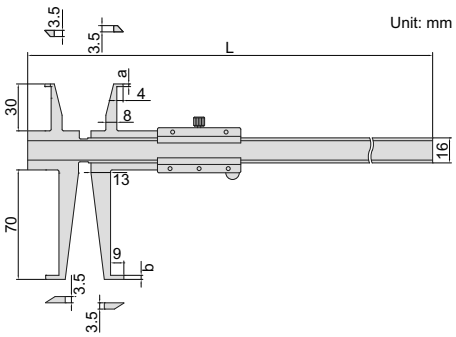

- Measure diameter of grooves inside bores
- Hraduation: 0.02mm
- Made of stainless steel
- Optional a essory: depth stop (ode **6143**)

sizes to be measured
(use upper jaws)

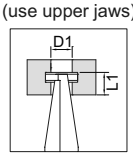

(mm)

D1	L1
Ø9	G8
Ø10	G12
Ø11	G15
Ø12	G20
Ø13~300	G30

sizes to be measured
(use lower jaws)

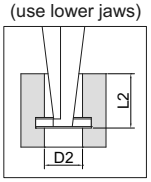

(mm)

D2	L2
Ø18	G30
Ø19	G40
Ø20	G45
Ø21	G55
Ø22	G60
Ø23~300	G70

Code	Range of upper jaw	Range of lower jaw	Accuracy	L	a	b
1199-150	9-150mm	18-150mm	±0.04mm	248mm	1.6mm	2.5mm
1199-200	9-200mm	18-200mm	±0.05mm	298mm	1.8mm	2.8mm
1199-300	9-300mm	18-300mm	±0.06mm	398mm	2.0mm	3.0mm

INSIDE GROO "E DIALCALIPERS

SHOCK PROOF

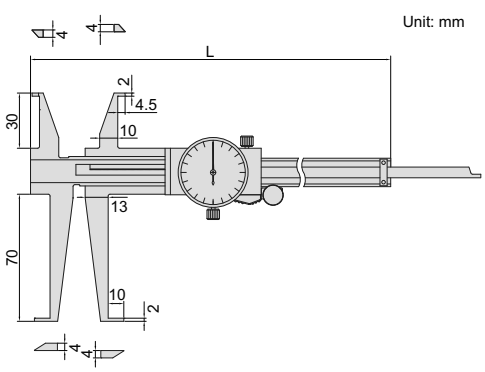

1376-150

- Measure diameter of grooves inside bores
- Sho kproof dial indi ator
- Dial indi ator graduation: 0.02mm
- Made of stainless steel
- Optional a essory: depth stop (ode **6143**)

sizes to be measured
(use upper jaws)

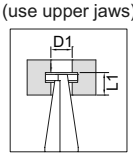

(mm)

D1	L1
Ø11	G8
Ø12	G10
Ø13	G15
Ø14	G20
Ø15~300	G30

sizes to be measured
(use lower jaws)

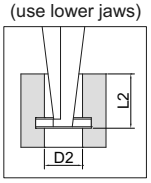

(mm)

D2	L2
Ø18	G20
Ø19	G28
Ø20	G35
Ø21	G40
Ø22	G50
Ø23~300	G70

Code	Range of upper jaw	Range of lower jaw	Accuracy	L
1376-150	11-150mm	18-150mm	±0.03mm	240mm
1376-200	11-200mm	18-200mm	±0.03mm	290mm
1376-300	11-300mm	18-300mm	±0.04mm	390mm

https://precishop.hu

DATA OUTPUT

DIGITAL DEEP HOLE INSIDE GROO "E CALIPERS

preset buttons

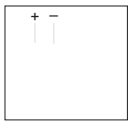

1129-300

Unit: mm

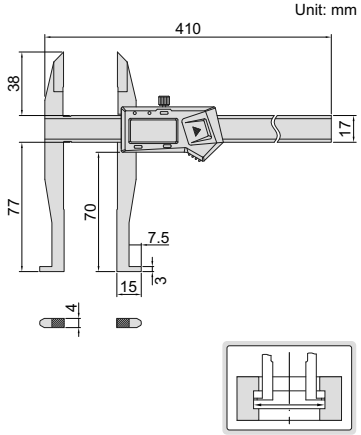

- Non waterproof
- Measure diameter of grooves inside deep holes
- Resolution: 0.01mm/0.0005"
- Buttons: on/off, set, mm/in h, preset (+, -)
- Automati power off, move the digital unit to turn on power
- Battery CR2032
- Made of stainless steel
- Optional a essory: depth stop (ode **6143**)

depth stop **6143** (**optional**)

With data interface (data output cable code 7315-21need receiver page 4, **7302-21**page 12, **optional)**

Code	Range of upper jaw	Range of lower jaw	Accuracy
1129-300	0-300mm/0-12"	30-300mm/1.2-12"	±0.06mm

Built-in wireless (receiver code 7315-2/3/6/7/8/9 is required)

Code	Range of upper jaw	Range of lower jaw	Accuracy
1129-300WL	0-300mm/0-12"	30-300mm/1.2-12"	±0.06mm

DATA OUTPUT

DIGITAL INSIDE GROO "E CALIPERS

- Non waterproof
- Measure diameter or distan e of grooves
- Resolution: 0.01mm/0.0005"
- Buttons: on/off, set, mm/in h, preset (+, -)
- Automati power off, move the digital unit to turn on power
- Battery CR2032
- Made of stainless steel

1128-200

Unit: mm

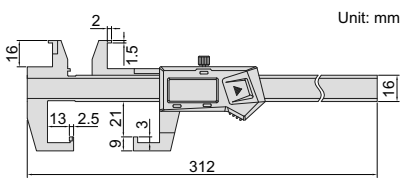

With data interface (data output cable code 7315-21 need receiver page 4, **7302-21** page 12, **optional)**

Code	Range of upper jaw	Range of lower jaw	Accuracy
1128-200	10-200mm/0.39-8"	3-200mm/0.12-8"	±0.03mm

preset buttons

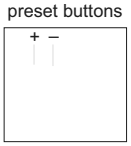

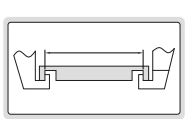

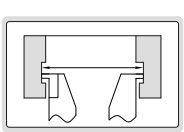

Built-in wireless (receiver code 7315-2/3/6/7/8/9 is required)

Code	Range of upper jaw	Range of lower jaw	Accuracy
1128-200WL	10-200mm/0.39-8"	3-200mm/0.12-8"	±0.03mm

https://precishop.hu

DIGITAL INSIDE GROOVE CALIPERS

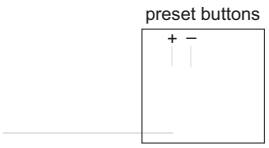

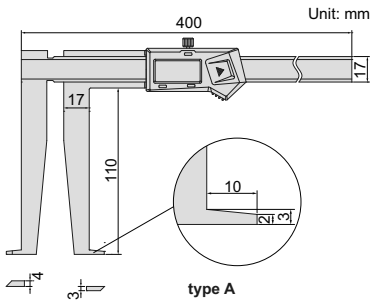

1178-300

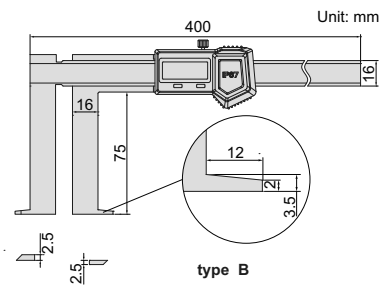

1178-300P

- Measure diameter of grooves inside bores
- Resolution: 0.01mm/0.0005"
- Buttons type A: on/off, set, mm/in h, preset (+, -)
  type B: on/off, zero, mm/in h, ABS/R EL, hold
- Battery CR2032
- Made of stainless steel
- Optional accessory: depth stop (code **6143**)

depth stop **6143**
(**optional**)

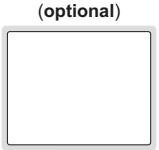

Non waterproof, built-in wireless
(receiver code 7315-2/3/6/7/8/9 is required)

Code	Range	Type	Accuracy
1178-300WL	25-300mm/1.18-12"	A	±0.05mm

Non waterproof, with data interface (data output cable code 7315-21 need receiver page 4, **7302-21** page 12, **optional)**

Code	Range	Type	Accuracy
1178-300	25-300mm/1.18-12"	A	±0.05mm

IP67 dust/waterproof, no automatic power off, set zero after power on each time, without data interface

Code	Range	Type	Accuracy
1178-300P	33-300mm/1.30-12"	B	±0.05mm

https://precishop.hu

DATA OUTPUT

DIGITAL INSIDE GROO "E CALIPERS

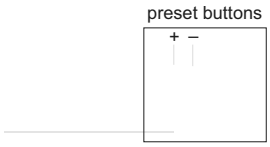

1191-150

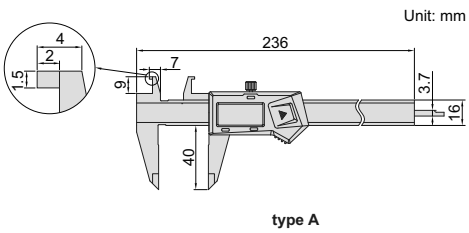

1191-150B

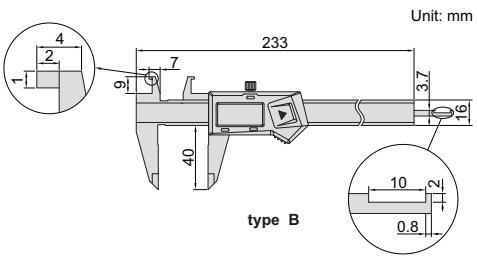

- Non waterproof
- Upper jaws for measuring diameter of grooves
- Resolution: 0.01mm/0.0005"
- Buttons type A: on/off, zero, mm/in h
  type B: on/off, set, mm/in h, preset (+, -)
- Automati power off, move the digital unit to turn on power
- Battery CR2032
- Made of stainless steel

measure depth of grooves (h G10mm, only for type B)

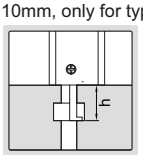

measure diameter of grooves 8-150mm

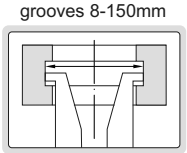

With data interface
(data output cable code 7315-21 need receiver page 4, **7302-21** page 12, **optional)**

Code	Range of upper jaw	Range of lower jaw	Accuracy	Type
1191-150	8-150mm/0.3-6"	0-150mm/0-6"	±0.03mm	A
1191-150B	8-150mm/0.3-6"	0-150mm/0-6"	±0.03mm	B

Built-in wireless (receiver code 7315-2/3/6/7/8/9 is required)

Code	Range of upper jaw	Range of lower jaw	Accuracy	Type
1191-150WL	8-150mm/0.3-6"	0-150mm/0-6"	±0.03mm	A
1191-150BWL	8-150mm/0.3-6"	0-150mm/0-6"	±0.03mm	B

INSIDE GROO "E "ERNIER CALIPER

measure diameter of grooves 8-150mm

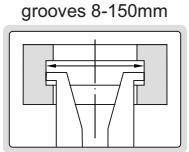

measure depth of grooves (h G10mm)

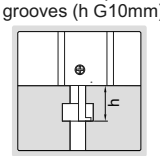

1291-150

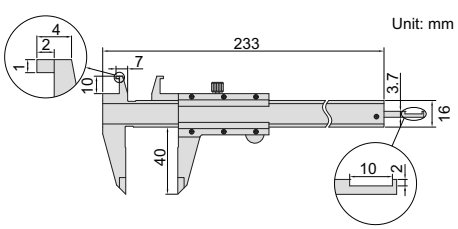

- Hraduation: 0.02mm
- Made of stainless steel
- Satin hrome plated reading surfa e

Code	Range of upper jaw	Range of lower jaw	Accuracy
1291-150	8-150mm	0-150mm	±0.03mm

https://precishop.hu

DIGITAL OUTSIDE NEC C CALIPERS

DATA OUTPUT

depth stop **6143** (**optional**)

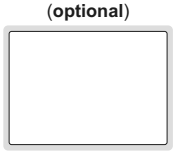

- Non waterproof
- Measure grooves and re esses
- Resolution: 0.01mm/0.0005"
- Buttons: on/off, zero, mm/in h
- Automati power off, move the digital unit to turn on power
- Battery CR2032
- Made of stainless steel
- Optional a essory: depth stop (ode **6143**, for alipers with e F16mm)

1187-150A

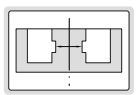

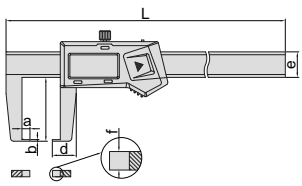

With data interface **(mm)**

Code	Range	Accuracy	L	a	b	c	d	e	f	Data output cable (optional)
1187-150A	0-150mm/0-6"	±0.04mm	250	5	1	40	15	16	4	**7315-21 need receiver**page 4, **7302-21** page 12
1187-200A	0-200mm/0-8"	±0.05mm	310	9	1.5	80	23	16	4	**7315-21 need receiver**page 4, **7302-21**page 12
1187-300A	0-300mm/0-12"	±0.06mm	490	12	2	150	36	24	4	**7315-22 need receiver**page 4, **7302-22**page 12
1187-500A	0-500mm/0-20"	±0.07mm	690	12	2	150	36	24	5.5	**7315-22 need receiver**page 4, **7302-22** page 12

Built-in wireless (receiver code 7315-2/3/6/7/8/9 is required)

Code	Range	Accuracy	L	a	b	c	d	e	f
1187-150AWL	0-150mm/0-6"	±0.04mm	250mm	5mm	1mm	40mm	15mm	16mm	4mm
1187-200AWL	0-200mm/0-8"	±0.05mm	310mm	9mm	1.5mm	80mm	23mm	16mm	4mm
1187-300AWL	0-300mm/0-12"	±0.06mm	490mm	12mm	2mm	150mm	36mm	24mm	4mm
1187-500AWL	0-500mm/0-20"	±0.07mm	690mm	12mm	2mm	150mm	36mm	24mm	5.5mm

DIGITAL OUTSIDE POINT CALIPERS

DATA OUTPUT

depth stop **6143** (**optional**)



- Non waterproof
- Measure wall thi kness inside bores and re esses
- Resolution: 0.01mm/0.0005"
- Buttons: on/off, zero, mm/in h
- Automati power off, move the digital unit to turn on power
- Battery CR2032
- Made of stainless steel
- Optional a essory: depth stop (ode **6143**)

1185-150A

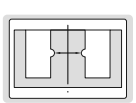

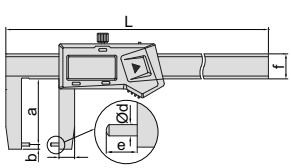

With data interface **(mm)**

Code	Range	Accuracy	L	a	b	c	Dd	e	f	Data output cable (optional)
1185-150A	0-150mm/0-6"	±0.04mm	250	40	3	10	2	5	16	**7315-21 need receiver**page 4, **7302-21** page 12
1185-200A	0-200mm/0-8"	±0.05mm	310	80	3	14	3	9	16	**7315-21 need receiver**page 4, **7302-21** page 12
1185-300A	0-300mm/0-12"	±0.06mm	490	150	3	20	3	12	24	**7315-22 need receiver**page 4, **7302-22**page 12

Built-in wireless (receiver code 7315-2/3/6/7/8/9 is required) **(mm)**

Code	Range	Accuracy	L	a	b	c	Dd	e	f
1185-150AWL	0-150mm/0-6"	±0.04mm	250	40	3	10	2	5	16
1185-200AWL	0-200mm/0-8"	±0.05mm	310	80	3	14	3	9	16
1185-300AWL	0-300mm/0-12"	±0.06mm	490	150	3	20	3	12	24

https://precishop.hu

DIGITAL OUTSIDE GROO "E CALIPERS

DATA OUTPUT

- Non waterproof
- Measure grooves and re esses in small spa es
- Resolution: 0.01mm/0.0005"
- Buttons: on/off, zero, mm/in h
- Automati power off, move the digital unit to turn on power
- Battery CR2032
- Made of stainless steel



1535-100

With data interface (data output cable code 7315-21 need receiverpage 4, **7302-21**page 12, **optional)**

Code	Range	Accuracy
1535-100	0-100mm/0-4"	±0.03mm

Built-in wireless
(receiver code 7315-2/3/6/7/8/9 is required)

Code	Range	Accuracy
1535-100WL	0-100mm/0-4"	±0.03mm

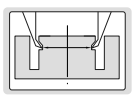

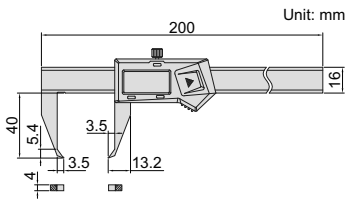

DEPTH STOP FOR CALIPERS



6143

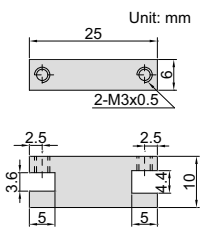

appli ation

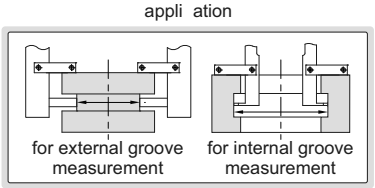

- Supplied in pair
- Made of stainless steel
- Suitable for aliper series **1124, 1526, 1530, 1199, 1520, 1176, 1178, 1120, 1121, 1187, 1129, 1185** and **1376**

Code
6143

DIGITAL SMALL POINT CALIPERS

DATA OUTPUT

- Non waterproof
- Small pointed jaws fit into small grooves and re esses
- Resolution: 0.01mm/0.0005"
- Buttons: on/off, zero, mm/in h
- Automati power off, move the digital unit to turn on power
- Battery CR2032
- Made of stainless steel

1169-150

With data interface (data output cable code 7315-21 need receiver page 4, **7302-2**page 12, **optional)**

Code	Range	Accuracy
1169-150	0-150mm/0-6"	±0.03mm

Built-in wireless
(receiver code 7315-2/3/6/7/8/9 is required)

Code	Range	Accuracy
1169-150WL	0-150mm/0-6"	±0.03mm

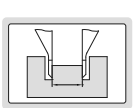

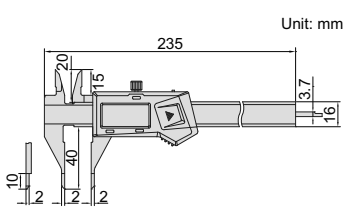

https://precishop.hu

DIGITAL POINT CALIPERS

DATA OUTPUT

- Non waterproof
- Pointed jaws fit into small grooves and re esses
- Resolution: 0.01mm/0.0005"
- Buttons: on/off, zero, mm/in h
- Automati power off, move the digital unit to turn on power
- Battery CR2032
- Made of stainless steel

1183-150A

With data interface
(data output cable code 7315-21 need receiver page 4, **7302-21** page 12, **optional)**

Code	Range	Accuracy	L	a	b	c
1183-150A	0-150mm/0-6"	±0.03mm	236mm	40mm	21mm	16.5mm
1183-200A	0-200mm/0-8"	±0.03mm	286mm	50mm	24mm	19.5mm
1183-300A	0-300mm/0-12"	±0.03mm	400mm	60mm	25mm	21.5mm

Built-in wireless (receiver code 7315-2/3/6/7/8/9 is required)

Code	Range	Accuracy	L	a	b	c
1183-150AWL	0-150mm/0-6"	±0.03mm	236mm	40mm	21mm	16.5mm
1183-200AWL	0-200mm/0-8"	±0.03mm	286mm	50mm	24mm	19.5mm
1183-300AWL	0-300mm/0-12"	±0.03mm	400mm	60mm	25mm	21.5mm

Unit: mm

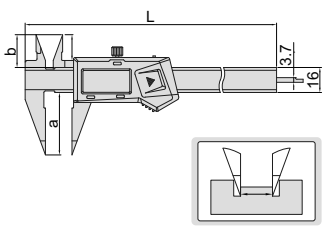

DIGITAL BLADE CALIPERS

DATA OUTPUT

1188-150A

- Non waterproof
- The blade jaws fit into small grooves
- Resolution: 0.01mm/0.0005"
- Buttons: on/off, zero, mm/in h
- Automati power off, move the digital unit to turn on power
- Battery CR2032
- Made of stainless steel

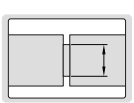

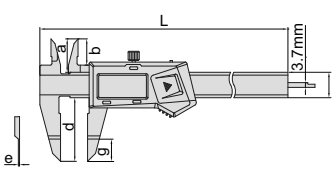

With data interface (data output cable code 7315-21 need receiver page 4, **7302-21** page 12, **optional)**

Code	Range	Accuracy	L	a	b	c	d	e	g
1188-150A	0-150mm/0-6"	±0.03mm	235mm	21mm	16.5mm	16mm	40mm	0.85mm	17mm
1188-200A	0-200mm/0-8"	±0.03mm	297mm	24mm	20mm	16mm	50mm	0.85mm	17mm
1188-300A	0-300mm/0-12"	±0.04mm	390mm	26mm	21.5mm	16mm	60mm	1.00mm	17mm

Built-in wireless (receiver code 7315-2/3/6/7/8/9 is required)

Code	Range	Accuracy	L	a	b	c	d	e	g
1188-150AWL	0-150mm/0-6"	±0.03mm	235mm	21mm	16.5mm	16mm	40mm	0.85mm	17mm
1188-200AWL	0-200mm/0-8"	±0.03mm	297mm	24mm	20mm	16mm	50mm	0.85mm	17mm
1188-300AWL	0-300mm/0-12"	±0.04mm	390mm	26mm	21.5mm	16mm	60mm	1.00mm	17mm

https://precishop.hu

D G TAL CAL PER W TH PO T ON NG URFACE

DATA OUTPUT

- Non waterproof
- Lower jaws with positioning surfaces, for measuring inside diameters quickly
- Resolution: 0.01mm/0.0005"
- Buttons: on/off, set, mm/inch, preset (+, -)
- Automatic power off, move the digital unit to turn on power
- Battery CR2032
- Made of stainless steel

preset buttons

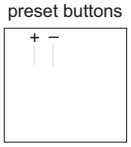

With data interface (data output cable code 7315-21 need receiver page 4, **7302-21** page 12, **optional)**

Code	Range	Accuracy
1534-200	0-200mm/0-8"	±0.03mm

Built-in wireless (receiver code 7315-2/3/6/7/8/9 is required)

Code	Range	Accuracy
1534-200WL	0-200mm/0-8"	±0.03mm

1534-200

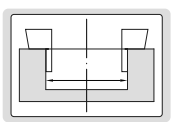

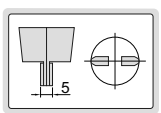

Unit: mm

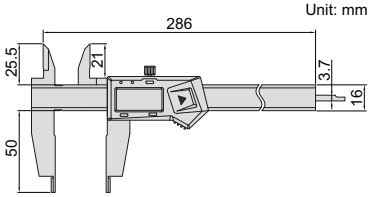

D G TAL N DE KN FE-EDGE CAL PER

DATA OUTPUT

- Non waterproof
- Measure diameter of deep step holes
- Resolution: 0.01mm/0.0005"
- Buttons: on/off, zero, mm/inch
- Automatic power off, move the digital unit to turn on power
- Battery CR2032
- Made of stainless steel

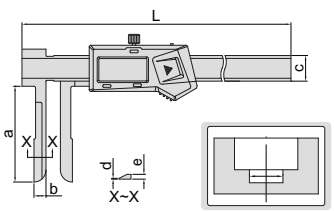

1123-150A

With data interface **(mm)**

Code	Range	Accuracy	L	a	b	c	d	e	Data output cable (optional)
1123-150A	15-150mm/0.6-6"	±0.05mm	250	60	12	16	0.3	3.5	**7315-21 need receiver** page 4, **7302-21** page 12
1123-200A	20-200mm/0.8-8"	±0.06mm	305	100	17	16	0.3	3.5	**7315-21 need receiver** page 4, **7302-21** page 12
1123-300A	24-300mm/0.9-12"	±0.06mm	500	150	22	24	0.5	3.5	**7315-22 need receiver** page 4, **7302-22** page 12

Built-in wireless (receiver code 7315-2/3/6/7/8/9 is required) **(mm)**

Code	Range	Accuracy	L	a	b	c	d	e
1123-150AWL	15-150mm/0.6-6"	±0.05mm	250	60	12	16	0.3	3.5
1123-200AWL	20-200mm/0.8-8"	±0.06mm	305	100	17	16	0.3	3.5

D G TAL CAL PER W TH KN FE-EDGE LOWER JAW

DATA OUTPUT

- Non waterproof
- Measure diameter of narrow grooves
- Resolution: 0.01mm/0.0005"
- Buttons: on/off, zero, mm/inch
- Automatic power off, move the digital unit to turn on power
- Battery CR2032
- Made of stainless steel

With data interface (data output cable code 7315-21 need receiver page 4, **7302-21** page 12, **optional)**

Code	Range	Accuracy
1532-200	0-200mm/0-8"	±0.03mm

Built-in wireless (receiver code 7315-2/3/6/7/8/9 is required)

Code	Range	Accuracy
1532-200WL	0-200mm/0-8"	±0.03mm

1532-200

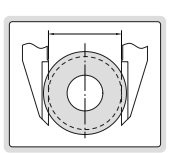

Unit: mm

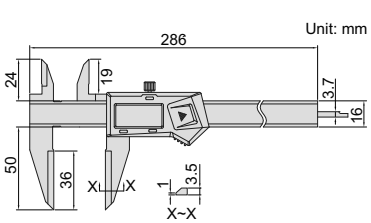

https://precishop.hu

D G TAL CAL PER W TH LONG UPPER JAW

DATA OUTPUT

- Non waterproof
- Long upper jaws for measuring diameter of deep holes
- Resolution: 0.01mm/0.0005"
- Buttons: on/off, zero, mm/inch
- Automatic power off, move the digital unit to turn on power
- Battery CR2032
- Made of stainless steel

1138-200

With data interface (data output cable code 7315-21 need receiver page 4, **7302-21** page 12, **optional)**

Code	Range	Accuracy
1138-200	0-200mm/0-8"	±0.04mm

Built-in wireless
(receiver code 7315-2/3/6/7/8/9 is required)

Code	Range	Accuracy
1138-200WL	0-200mm/0-8"	±0.04mm

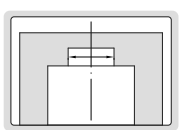

Unit: mm

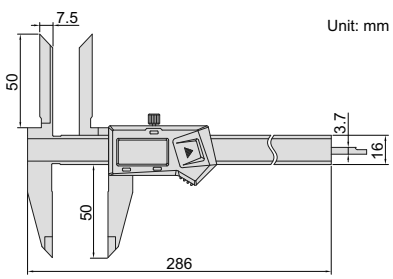

D AL CAL PER W TH LONG UPPER JAW

SHOCK PROOF

1338-300

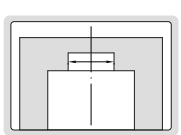

- Long upper jaws for measuring diameter of deep holes
- Shockproof dial indicator
- Dial indicator graduation: 0.02mm
- Made of stainless steel

Unit: mm

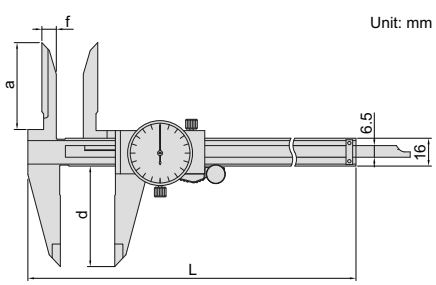

(mm)

Code	Range	Accuracy	L	a	d	f
1338-150	0-150mm	±0.03mm	236	40	40	6.5
1338-200	0-200mm	±0.03mm	288	45	50	7.5
1338-300	0-300mm	±0.04mm	400	50	60	8

https://precishop.hu

DATA OUTPUT

D G TAL OFF ET CENTERL NE CAL PER

1192-150A

preset buttons

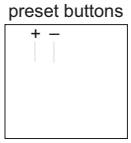

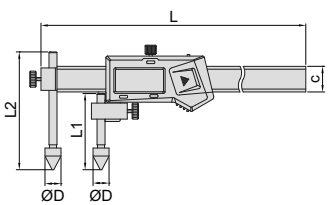

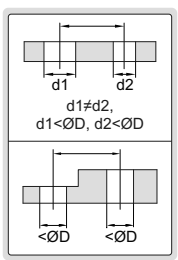

- Non waterproof
- Measure hole center distance in the same or offset planes
- Resolution: 0.01mm/0.0005"
- Buttons: on/off, set, mm/inch, preset (+, -)
- Automatic power off, move the digital unit to turn on power
- Battery CR2032
- Made of stainless steel

With data interface **(mm)**

Code	Range	Accuracy	c	ØD	L1	L2	L	Data output cable (optional)
1192-150A	10-150mm/0.4-6"	±0.05mm	16	10	46	79	236	**7315-21 need receiver** page 4, **7302-21** page 12
1192-200A	10-200mm/0.4-8"	±0.07mm	16	10	46	79	286	**7315-21 need receiver** page 4, **7302-21** page 12
1192-300A	10-300mm /0.4-12"	±0.09mm	16	10	46	79	396	**7315-21 need receiver** page 4, **7302-21** page 12
1192-500A	20-500mm/0.8-20"	±0.09mm	24	20	52	112	725	**7315-22 need receiver** page 4, **7302-22** page 12
1192-1000A	30-1000mm/1.2-40"	±0.12mm	31	30	75	120	1255	**7315-22 need receiver** page 4, **7302-22** page 12
1192-1500A	30-1500mm/1.2-60"	±0.15mm	31	30	75	120	1760	**7315-22 need receiver** page 4, **7302-22** page 12

Built-in wireless (receiver code 7315-2/3/6/7/8/9 is required) **(mm)**

Code	Range	Accuracy	c	ØD	L1	L2	L
1192-150AWL	10-150mm/0.4-6"	±0.05mm	16	10	46	79	236
1192-200AWL	10-200mm/0.4-8"	±0.07mm	16	10	46	79	286
1192-300AWL	10-300mm /0.4-12"	±0.09mm	16	10	46	79	396
1192-500AWL	20-500mm/0.8-20"	±0.09mm	24	20	52	112	725

https://precishop.hu

D G TAL BACK-JAW CENTERL NE CAL PER

DATA OUTPUT

preset buttons

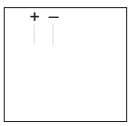

back-jaw

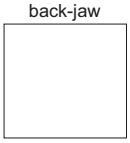

1177-200

- Non waterproof
- Measure hole center distance in the same or offset planes
- Resolution: 0.01mm/0.0005"
- Buttons: on/off, set, mm/inch, preset (+, -)
- Automatic power off, move the digital unit to turn on power
- Battery CR2032
- Made of stainless steel

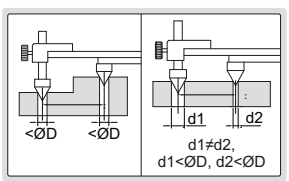

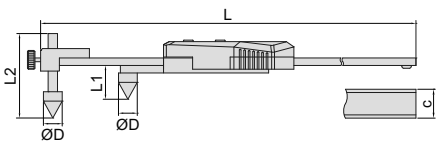

With data interface **(mm)**

Code	Range	Accuracy	ØD	c	L1	L2	L	Data output cable (optional)
1177-200	10-200mm/0.4-8"	±0.10mm	10	16	18	45	310	**7315-21 need receiver** page 4, **7302-21** page 12
1177-300	10-300mm/0.4-12"	±0.10mm	10	16	18	45	410	**7315-21 need receiver** page 4, **7302-21** page 12
1177-500	20-500mm/0.8-20"	±0.10mm	20	24	26	70	692	**7315-22 need receiver** page 4, **7302-22** page 12
1177-1000	30-1000mm/1.2-40"	±0.12mm	30	31	39	70	1242	**7315-22 need receiver** page 4, **7302-22** page 12
1177-1500	30-1500mm/1.2-60"	±0.15mm	30	31	39	70	1745	**7315-22 need receiver** page 4, **7302-22** page 12

Built-in wireless (receiver code 7315-2/3/6/7/8/9 is required) **(mm)**

Code	Range	Accuracy	ØD	c	L1	L2	L
1177-200WL	10-200mm/0.4-8"	±0.10mm	10	16	18	45	310
1177-300WL	10-300mm/0.4-12"	±0.10mm	10	16	18	45	410
1177-500WL	20-500mm/0.8-20"	±0.10mm	20	24	26	70	692

D G TAL BACK-JAW EDGE TO CENTER CAL PER

DATA OUTPUT

- Non waterproof
- Measure edge to hole center distance
- Resolution: 0.01mm/0.0005"
- Buttons: on/off, set, mm/inch, preset (+, -)
- Automatic power off, move the digital unit to turn on power
- Battery CR2032
- Made of stainless steel

back-jaw

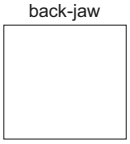

1524-200

Unit: mm

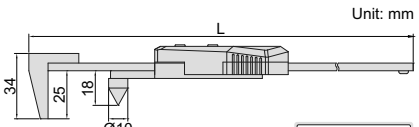

With data interface (data output cable code 7315-21 need receiver page 4, **7302-21** page 12, **optional)**

Code	Range	Accuracy	L
1524-200	5-200mm/0.2-8"	±0.1mm	310mm
1524-300	5-300mm/0.2-12"	±0.1mm	410mm

preset buttons

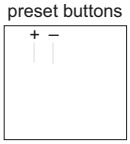

Built-in wireless (receiver code 7315-2/3/6/7/8/9 is required)

Code	Range	Accuracy	L
1524-200WL	5-200mm/0.2-8"	±0.1mm	310mm
1524-300WL	5-300mm/0.2-12"	±0.1mm	410mm

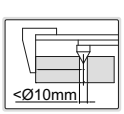

https://precishop.hu

DATA OUTPUT

D G TAL CENTERL NE AND EDGE TO CENTER CAL PER

1521-2002

- Non waterproof
- Measure hole center distance in the same or offset planes and edge to hole center distance
- Resolution: 0.01mm/0.0005"
- Buttons: on/off, set, mm/inch, preset (+, -)
- Automatic power off, move the digital unit to turn on power
- Battery CR2032
- Made of stainless steel

Unit: mm

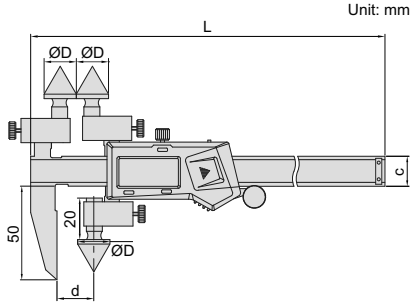

With data interface
(data output cable code 7315-21 need receiver page 4, **7302-21** page 12, **optional)** **(mm)**

Code	Range	Accuracy	ØD	d	L	c
1521-150	5-150mm/0.2-6"	±0.05mm	5	5	236	16
1521-1501	10-150mm/0.4-6"	±0.05mm	10	10	236	16
1521-1502	20-150mm/0.8-6"	±0.05mm	20	20	236	16
1521-200	5-200mm/0.2-8"	±0.05mm	5	5	285	16
1521-2001	10-200mm/0.4-8"	±0.05mm	10	10	285	16
1521-2002	20-200mm/0.8-8"	±0.05mm	20	20	285	16
1521-300	5-300mm/0.2-12"	±0.07mm	5	5	385	17
1521-3001	10-300mm/0.4-12"	±0.07mm	10	10	385	17
1521-3002	20-300mm/0.8-12"	±0.07mm	20	20	385	17

measure hole center distance

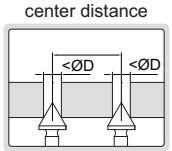

measure edge to hole center distance

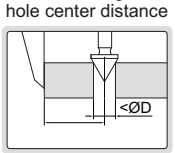

Built-in wireless (receiver code 7315-2/3/6/7/8/9 is required) **(mm)**

Code	Range	Accuracy	ØD	d	L	c
1521-150WL	5-150mm/0.2-6"	±0.05mm	5	5	236	16
1521-1501WL	10-150mm/0.4-6"	±0.05mm	10	10	236	16
1521-1502WL	20-150mm/0.8-6"	±0.05mm	20	20	236	16
1521-200WL	5-200mm/0.2-8"	±0.05mm	5	5	285	16
1521-2001WL	10-200mm/0.4-8"	±0.05mm	10	10	285	16
1521-2002WL	20-200mm/0.8-8"	±0.05mm	20	20	285	16
1521-300WL	5-300mm/0.2-12"	±0.07mm	5	5	385	17
1521-3001WL	10-300mm/0.4-12"	±0.07mm	10	10	385	17
1521-3002WL	20-300mm/0.8-12"	±0.07mm	20	20	385	17

https://precishop.hu

D G TAL CENTERL NE AND EDGE TO CENTER CAL PER

DATA OUTPUT

preset buttons

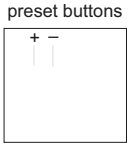

1525-300

- Non waterproof
- Measure hole center distance or edge to hole center distance
- Resolution: 0.01mm/0.0005"
- Buttons: on/off, set, mm/inch, preset (+, -)
- Automatic power off, move the digital unit to turn on power
- Battery CR2032
- Made of stainless steel

measure edge to hole center distance

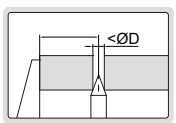

measure hole center distance

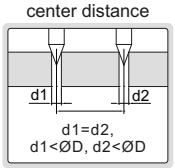

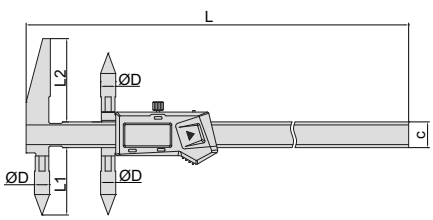

With data interface **(mm)**

Code	Range of upper jaw (edge to center)	Range of lower jaw (center to center)	Accuracy	ØD	L1	L2	c	L	Data output cable (optional)
1525-300	5-300mm/0.2-12"	10-300mm/0.4-12"	±0.08mm	10	44.5	55	17	410	**7315-21 need receiver** page 4, **7302-21** page 12
1525-3001	10-300mm/0.4-12"	20-300mm/0.8-12"	±0.08mm	20	48	60	17	410	
1525-500	10-500mm/0.4-20"	20-500mm/0.8-20"	±0.09mm	20	50	60	24	690	**7315-22 need receiver** page 4, **7302-22** page 12
1525-1000	15-1000mm/0.6-40"	30-1000mm/1.2-40"	±0.12mm	30	70	81	31	1255	
1525-1500	15-1500mm/0.6-60"	30-1500mm/1.2-60"	±0.15mm	30	70	81	31	1760	

Built-in wireless (receiver code 7315-2/3/6/7/8/9 is required) **(mm)**

Code	Range of upper jaw (edge to center)	Range of lower jaw (center to center)	Accuracy	ØD	L1	L2	c	L
1525-300WL	5-300mm/0.2-12"	10-300mm/0.4-12"	±0.08mm	10	44.5	55	17	410
1525-3001WL	10-300mm/0.4-12"	20-300mm/0.8-12"	±0.08mm	20	48	60	17	410
1525-500WL	10-500mm/0.4-20"	20-500mm/0.8-20"	±0.09mm	20	50	60	24	690

D G TAL HOOK CAL PER

DATA OUTPUT

1122-300

- Non waterproof
- Measure width and distance of grooves inside bores
- Resolution: 0.01mm/0.0005"
- Buttons: on/off, zero, mm/inch
- Automatic power off, move the digital unit to turn on power
- Battery CR2032
- Made of stainless steel

Unit: mm

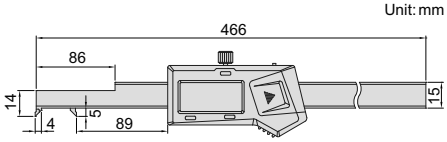

With data interface (data output cable code 7315-21 need receiver page 4, **7302-21** page 12, **optional)**

Code	Range	Accuracy
1122-300	4-300mm/0.16-12"	±0.04mm

Built-in wireless (receiver code 7315-2/3/6/7/8/9 is required)

Code	Range	Accuracy
1122-300WL	4-300mm/0.16-12"	±0.04mm

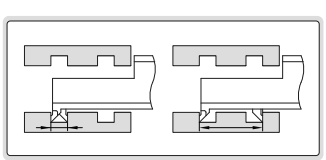

https://precishop.hu

DATA OUTPUT

D G TAL CAL PER W TH ONE D RECT ON UPPER JAW

1184-200

- Non waterproof
- Resolution: 0.01mm/0.0005"
- Buttons: zero, power on/off, inch/mm
- Automatic power off, move the digital unit to turn on power
- Battery CR2032
- Data output
- Made of stainless steel
- Optional accessory: data output cable (code **7315-21 need receiver** page 4, **7302-21** page 12)

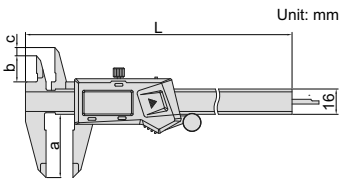

1184-150A

jaws with same height used for measuring the distance in same level

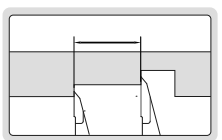

jaws with different height used for measuring the distance in different level

Jaws with same height (mm)

Code	Range	Accuracy	L	a	b	c
1184-150	0-150mm/0-6"	±0.03mm	236	40	17	0
1184-200	0-200mm/0-8"	±0.03mm	286	50	20	0
1184-300	0-300mm/0-12"	±0.03mm	400	60	22	0

Jaws with different height (mm)

Code	Range	Accuracy	L	a	b	c
1184-150A	0-150mm/0-6"	±0.03mm	236	40	17	5
1184-200A	0-200mm/0-8"	±0.03mm	286	50	20	8
1184-300A	0-300mm/0-12"	±0.03mm	400	60	22	10

DATA OUTPUT

D G TAL OFF ET CAL PER

- Non waterproof
- The left jaw can slide up and down to facilitate measurement of stepped sections
- Resolution: 0.01mm/0.0005"
- Buttons: on/off, zero, mm/inch
- Automatic power off, move the digital unit to turn on power
- Battery CR2032
- Made of stainless steel

1186-150A

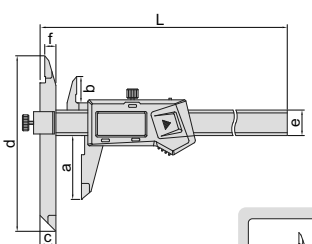

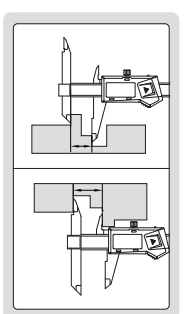

With data interface (data output cable code 7315-21 need receiver page 4, **7302-21** page 12, **optional)** (mm)

Code	Range	Accuracy	L	a	b	c	d	e	f
1186-150A	0-150mm/0-6"	±0.04mm	249	40	16.5	10	110	17	7
1186-200A	0-200mm/0-8"	±0.04mm	299	50	19.5	10	120	17	7
1186-300A	0-300mm/0-12"	±0.05mm	399	60	20.5	10	130	17	7

Built-in wireless (receiver code 7315-2/3/6/7/8/9 is required) (mm)

Code	Range	Accuracy	L	a	b	c	d	e	f
1186-150AWL	0-150mm/0-6"	±0.04mm	249	40	16.5	10	110	17	7
1186-200AWL	0-200mm/0-8"	±0.04mm	299	50	19.5	10	120	17	7
1186-300AWL	0-300mm/0-12"	±0.05mm	399	60	20.5	10	130	17	7

https://precishop.hu

DIGITAL TUBE THICKNESS CALIPER

DATA OUTPUT

2

- Non waterproof
- Measure wall thickness of tubes
- Resolution: 0.01mm/0.0005"
- Buttons: on/off, zero, mm/inch
- Automatic power off, move the digital unit to turn on power
- Battery CR2032
- Made of stainless steel

1161-150A

Unit: mm

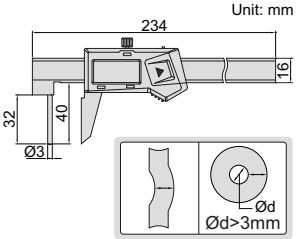

With data interface (data output cable code 7315-21 need receiver page 4, **7302-21** page 12, **optional)**

Code	Range	Accuracy
1161-150A	0-150mm/0-6"	±0.05mm

Built-in wireless (receiver code 7315-2/3/6/7/8/9 is required)

Code	Range	Accuracy
1161-150AWL	0-150mm/0-6"	±0.05mm

DIGITAL RTJ RING GROOVE CALIPER

DATA OUTPUT

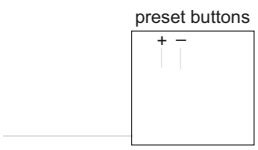

- Non waterproof
- Angle of RTJ ring groove: 23°
- Measure ring grooves of flange
- Resolution: 0.01mm/0.0005"
- Button function: on/off, set, zero, mm/inch, data preset
- Battery CR2032
- Made of stainless steel

1179-300
type A

applicable for RTJ ring grooves with angle 23°

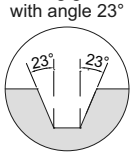

d and e need to be added on the reading

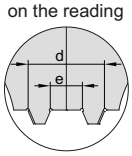

1179-600
type B

measure outside diameter of RTJ ring groove

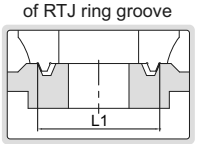

measure inside diameter of RTJ ring groove

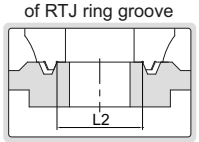

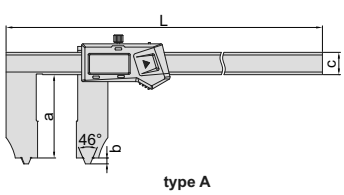

type A

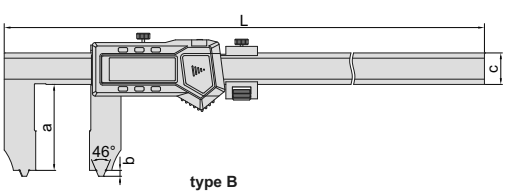

type B

With data interface **(mm)**

Code	Range (inside diameter of RTJ ring groove)	Range (outside diameter of RTJ ring groove)	Accuracy	Type	L	a	b	c	d	e	Data output cable (optional)
1179-300	10-300mm/0.4-12"	25-300mm/1-12"	±0.06mm	A	410	63.5	4.5	17	25	10	**7315-21 need receiver** page 4, **7302-21** page 12
1179-600	10-600mm/0.4-24"	25-600mm/1-24"	±0.07mm	B	770	65.5	4.5	24	25	10	**7315-22 need receiver** page 4, **7302-22** page 12
1179-1000	15-1000mm/0.6-40"	30-1000mm/1.2-40"	±0.09mm	B	1220	90	5	31	30	15	

Built-in wireless (receiver code 7315-2/3/6/7/8/9 is required) **(mm)**

Code	Range (inside diameter of RTJ ring groove)	Range (outside diameter of RTJ ring groove)	Accuracy	Type	L	a	b	c	d	e
1179-300WL	10-300mm/0.4-12"	25-300mm/1-12"	±0.06mm	A	410	63.5	4.5	17	25	10
1179-600WL	10-600mm/0.4-24"	25-600mm/1-24"	±0.07mm	B	770	65.5	4.5	24	25	10

https://precishop.hu

D G TAL CAL PER W TH NTERCHANGEABLE BALL T P

DATA OUTPUT

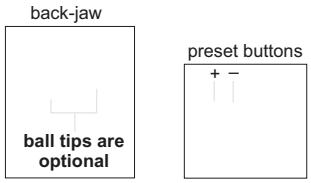

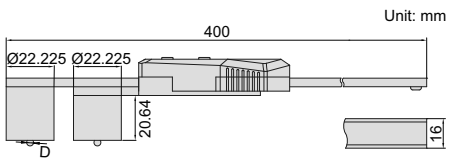

1527-3001

- Non waterproof
- Resolution 0.01mm/0.0005"
- Buttons: on/off, set, mm/inch, preset (+, -)
- Automatic power off, move the digital unit to turn on power
- Battery CR2032
- Made of stainless steel
- Optional accessory: ball tips

With data interface (data output cable code 7315-21 need receiver page 4, **7302-21** page 12, **optional)**

Code	Range	Accuracy
1527-3001	(22.22+D)~300mm*	±0.03mm

Built-in wireless (receiver code 7315-2/3/6/7/8/9 is required)

Code	Range	Accuracy
1527-3001WL	(22.22+D)~300mm*	±0.03mm

*"D" is the diameter of ball tips.

Ball tips (optional ? supplied in pair)

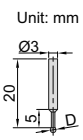

1527-T101 type A

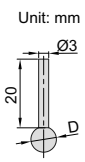

1527-T104 type B

Code	Diameter (D)	Accuracy of diameter	Type	Material
1527-T101	1/16" (Ø1.5875mm)	±0.005mm	A	ruby
1527-T102	1/8" (Ø3.175mm)	±0.005mm	B	stainless steel
1527-T103	3/16" (Ø4.7625mm)	±0.005mm	B	stainless steel
1527-T104	1/4" (Ø6.35mm)	±0.005mm	B	stainless steel
1527-T105	3/8" (Ø9.525mm)	±0.005mm	B	stainless steel
1527-T106	1/2" (Ø12.7mm)	±0.005mm	B	stainless steel

D G TAL CAL PER W TH NTERCHANGEABLE BALL T P

DATA OUTPUT

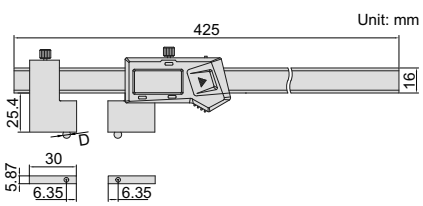

ball tips are optional

1528-3001

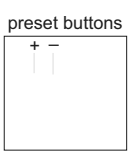

- Non waterproof
- Resolution 0.01mm/0.0005"
- Buttons: on/off, set, mm/inch, preset (+, -)
- Automatic power off, move the digital unit to turn on power
- Battery CR2032
- Made of stainless steel
- Optional accessory: ball tips

With data interface (data output cable code 7315-21 need receiver page 4, **7302-21** page 12, **optional)**

Code	Range	Accuracy
1528-3001	(12.7+D)~300mm*	±0.03mm

Built-in wireless (receiver code 7315-2/3/6/7/8/9 is required)

Code	Range	Accuracy
1528-3001WL	(12.7+D)~300mm*	±0.03mm

*"D" is the diameter of ball tips.

Ball tips (optional ? supplied in pair)

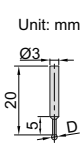

1527-T101 type A

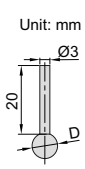

1527-T104 type B

Code	Diameter (D)	Accuracy of diameter	Type	Material
1527-T101	1/16" (Ø1.5875mm)	±0.005mm	A	ruby
1527-T102	1/8" (Ø3.175mm)	±0.005mm	B	stainless steel
1527-T103	3/16" (Ø4.7625mm)	±0.005mm	B	stainless steel
1527-T104	1/4" (Ø6.35mm)	±0.005mm	B	stainless steel
1527-T105	3/8" (Ø9.525mm)	±0.005mm	B	stainless steel
1527-T106	1/2" (Ø12.7mm)	±0.005mm	B	stainless steel

https://precishop.hu

DIGITAL CRIMP HEIGHT CALIPER

RELATIVE PRODUCT: CRIMP HEIGHT MICROMETER (CODE 3266-25BA, 3566-25BA)

DATA OUTPUT

- Non waterproof
- Measure crimp height
- Resolution: 0.01mm/0.0005"
- Buttons: on/off, zero, mm/inch
- Automatic power off, move the digital unit to turn on power
- Battery CR2032, meet DIN862
- Made of stainless steel

Unit: mm

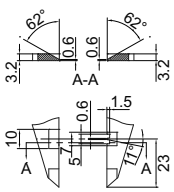

1165-150A

With data interface (data output cable code 7315-21 need receiver page 4, **7302-21** page 12, **optional)**

Code	Range	Accuracy
1165-150A	0-150mm/0-6"	±0.03mm

Built-in wireless (receiver code 7315-2/3/6/7/8/9 is required)

Code	Range	Accuracy
1165-150AWL	0-150mm/0-6"	±0.03mm

Unit: mm

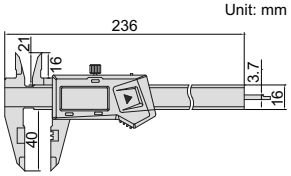

DIGITAL CALIPER WITH LARGE MEASURING FACE

DATA OUTPUT

- Non waterproof
- Measure diameter of wire ropes, and thickness of soft materials like rubber, sponge, etc.
- Resolution: 0.01mm/0.0005"
- Buttons: on/off, zero, mm/inch
- Automatic power off, move the digital unit to turn on power
- Battery CR2032
- Made of stainless steel



1172-200

With data interface (data output cable code 7315-21 need receiver page 4, **7302-21** page 12, **optional)**

Code	Range	Accuracy
1172-200	0-200mm/0-8"	±0.07mm

Built-in wireless (receiver code 7315-2/3/6/7/8/9 is required)

Code	Range	Accuracy
1172-200WL	0-200mm/0-8"	±0.07mm

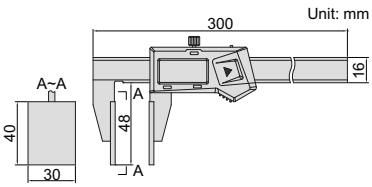

measure diameter of wire ropes

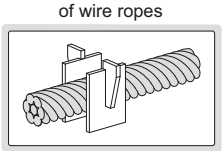

measure thickness of rubber, sponge, etc.

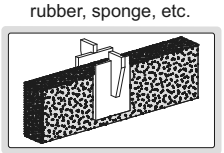

DIGITAL CALIPER WITH DISK FACE

DATA OUTPUT

- Non waterproof
- Measure thickness of soft sheets
- Resolution: 0.01mm/0.0005"
- Buttons: on/off, zero, mm/inch
- Automatic power off, move the digital unit to turn on power
- Battery CR2032
- Made of stainless steel

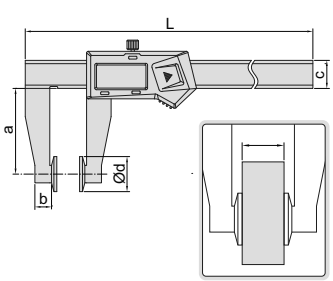

1533-150

With data interface **(mm)**

Code	Range	Accuracy	L	a	b	c	Ød	Data output cable (optional)
1533-150	0-150mm/0-6"	±0.04mm	245	50	11	16	20	**7315-21 need receiver** page 4, **7302-21** page 12
1533-200	0-200mm/0-8"	±0.05mm	310	80	11	16	30	**7315-21 need receiver** page 4, **7302-21** page 12
1533-500	0-500mm/0-20"	±0.07mm	680	150	12.5	24	50	**7315-22 need receiver** page 4, **7302-22** page 12

Built-in wireless (receiver code 7315-2/3/6/7/8/9 is required) **(mm)**

Code	Range	Accuracy	L	a	b	c	Ød
1533-150WL	0-150mm/0-6"	±0.04mm	245	50	11	16	20
1533-200WL	0-200mm/0-8"	±0.05mm	310	80	11	16	30
1533-500WL	0-500mm/0-20"	±0.07mm	680	150	12.5	24	50

https://precishop.hu

DATA OUTPUT

DIGITAL WALL THICKNESS CALIPER

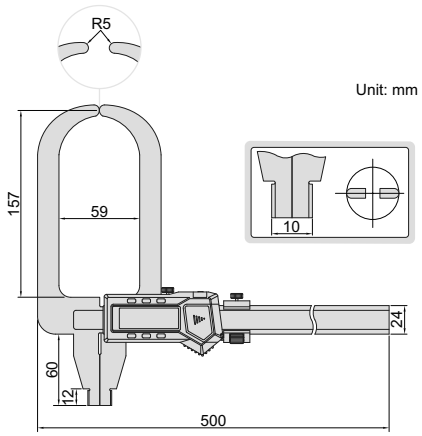

1536-300

With data interface (data output cable code 7315-22 need receiver page 4, **7302-22** page 12, **optional)**

Code	Range	Accuracy
1536-300	0-300mm/0-12"	±0.05mm

Built-in wireless (receiver code 7315-2/3/6/7/8/9 is required)

Code	Range	Accuracy
1536-300WL	0-300mm/0-12"	±0.05mm

- Non waterproof
- Measure wall thickness of helmets, domes and curved pots
- Resolution: 0.01mm/0.0005"
- Buttons: on/off, zero, mm/inch, ABS, data preset
- Automatic power off, move the digital unit to turn on power
- Battery CR2032
- Made of stainless steel

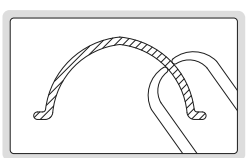

DIRECT READING, CALCULATION IS NOT REQUIRED

DATA OUTPUT

DIGITAL V SHAPE CALIPER

- Non waterproof
- Measure outside diameter of three number of flutes (such as taps, reamers, end mills and gears)
- Resolution: 0.01mm/0.0005"
- Buttons: on/off, zero, mm/inch
- Battery CR2032
- Automatic power off, move the digital unit to turn on power
- Data output
- Made of stainless steel
- Optional accessory: data output cable (code **7315-1529 need receiver**, **7302-1529**)

1539-3

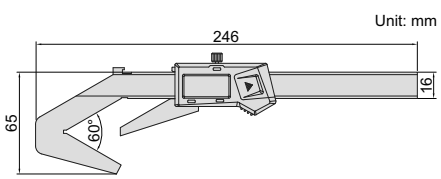

Code	Range	Accuracy
1539-3	Ø4-Ø40mm/0.16"-1.58" DIA	±0.03mm

V SHAPE VERNIER CALIPER

- Measure outside diameter of three number of flutes (such as taps, reamers, end mills and gears)
- Made of stainless steel
- Satin chrome plated reading surface

1273-403

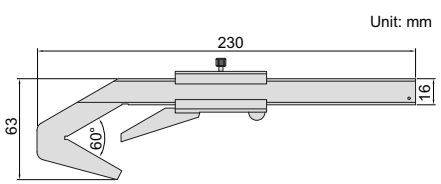

Code	Range	Graduation	Accuracy
1273-403	Ø4-40mm	0.05mm	±0.05mm

https://precishop.hu

V HAPE VERN ER CAL PER

- Measure outside diameter of odd number of flutes (such as taps, reamers, end mills and gears)
- Made of stainless steel
- Satin chrome plated reading surface
- Optional accessory: 4mm pin gage (code **4110-4D00**), Ø50mm calibration cylinder (code **6316-50**)

1229-3

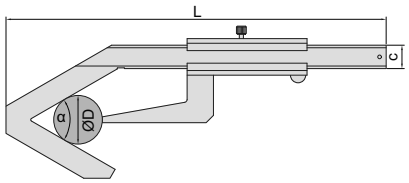

Code	Range (ØD)	Graduation	Accuracy	Flutes	Angle α	L	c
1229-3	Ø4-60mm	0.02mm	±0.04mm	3	60°	260mm	16mm
1229-35	Ø50-200mm	0.02mm	±0.06mm	3	60°	516mm	20mm
1229-5	Ø4-60mm	0.02mm	±0.04mm	5	108°	210mm	16mm
1229-55	Ø50-200mm	0.02mm	±0.06mm	5	108°	360mm	20mm

D G TAL GEAR TOOTH CAL PER

ATTENTION: NO DATA OUTPUT

- Non waterproof
- Resolution: 0.01mm/0.0005"
- Carbide tips
- Measure the tooth thickness by positioning the tooth height (for tooth height>1mm)
- Buttons: zero, on/off, mm/inch
- Automatic power off, move the digital unit to turn on power
- Battery CR2032
- Made of stainless steel

1181-M25A

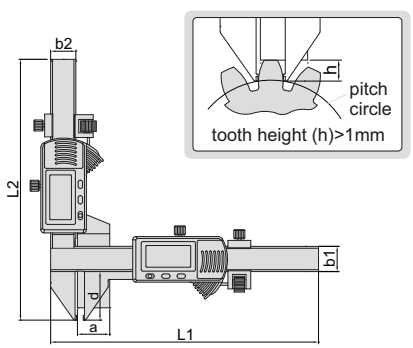

Code	Range	Accuracy of height measurement	Accuracy of thickness measurement	Total accuracy	L1	L2	a	b1	b2	d
1181-M25A	M1-25mm	±0.03mm	±0.03mm	±0.04mm	170mm	165.5mm	21mm	16mm	16mm	30.5mm
1181-M50A	M5-50mm	±0.03mm	±0.03mm	±0.04mm	220mm	190mm	50.5mm	16mm	16mm	55mm

GEAR TOOTH VERN ER CAL PER

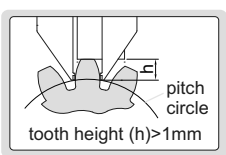

Unit: mm

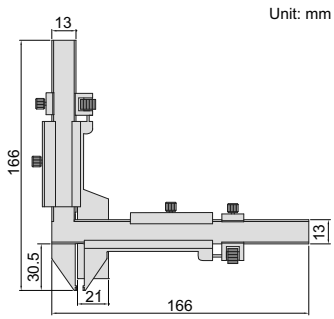

- Carbide tips
- Measure the tooth thickness by positioning the tooth height (for tooth height>1mm)
- Made of stainless steel
- Satin chrome plated reading surface

1281-M26A

Code	Range	Graduation	Accuracy of height measurement	Accuracy of thickness measurement	Total accuracy
1281-M26A	M1-26mm	0.02mm	±0.03mm	±0.03mm	±0.04mm

https://precishop.hu

REFER TO PAGE 212
FOR DETAILS

D G TAL ARC RAD U CAL PER

1189-150B

REFER TO PAGE 441
FOR DETAILS

D G TAL CR B NG CAL PER

1166-150A

D G TAL D K BRAKE CAL PER

RELATIVE PRODUCT: DISK BRAKE MICROMETER (CODE 3288-, 3588-)

DATA OUTPUT

- Non waterproof
- Measure thickness of disk brakes
- Resolution 0.01mm/0.0005"
- Buttons: on/off, zero, mm/inch
- Automatic power off, move the digital unit to turn on power
- Battery CR2032
- Made of stainless steel

With data interface (data output cable code 7315-21 need receiver page 4, **7302-21** page 12, **optional)**

Code	Range	Accuracy
1162-125A	0-125mm/0-5"	±0.05mm

Built-in wireless
(receiver code 7315-2/3/6/7/8/9 is required)

Code	Range	Accuracy
1162-125AWL	0-125mm/0-5"	±0.05mm

1162-125A

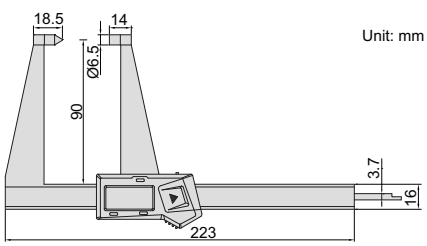

Unit: mm

D G TAL D K BRAKE AND PAD CAL PER

DATA OUTPUT

RELATIVE PRODUCT: DISK BRAKE MICROMETER (CODE 3288-, 3588-)

- Non waterproof
- Measure thickness of disk brakes and pad wear
- Resolution: 0.01mm/0.0005"
- Buttons: on/off, zero, mm/inch
- Automatic power off, move the digital unit to turn on power
- Battery CR2032
- Made of stainless steel

With data interface (data output cable code 7315-21 need receiver page 4, **7302-21** page 12, **optional)**

Code	Range	Accuracy
1167-150A	0-150mm/0-6"	±0.07mm

Built-in wireless
(receiver code 7315-2/3/6/7/8/9 is required)

Code	Range	Accuracy
1167-150AWL	0-150mm/0-6"	±0.07mm

1167-150A

Unit: mm

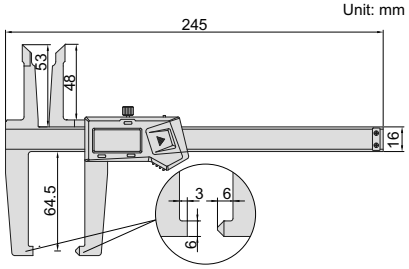





https://precishop.hu

D G TAL DRUM BRAKE CAL PER

RELATIVE PRODUCT: DISK BRAKE MICROMETER (CODE 3288-, 3588-)

DATA OUTPUT

- Non waterproof
- Measure internal and e lternal diameter of drum brakes
- Resolution 0.01mm/0.0005"
- Buttons: on/off, zero, mm/inch
- Automatic power off, move the digital unit to turn on power
- Battery CR2032
- Made of stainless steel

1168-300A

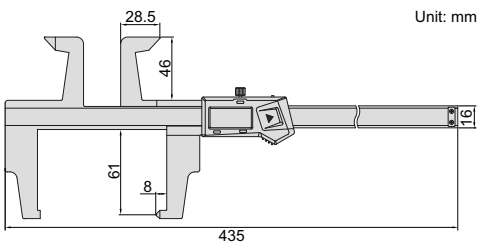

With data interface (data output cable code 7315-21 need receiver page 4, **7302-21** page 12, **optional)**

Code	Range	Accuracy
1168-300A	0-300mm/0-12"	±0.07mm

Built-in wireless (receiver code 7315-2/3/6/7/8/9 is required)

Code	Range	Accuracy
1168-300AWL	0-300mm/0-12"	±0.07mm

D G TAL DRUM BRAKE CAL PER

DATA OUTPUT

calibration block (included)



1538-300

- Non waterproof
- Measure internal diameter of drum brakes
- Resolution: 0.01mm/0.0005"
- Buttons: on/off, zero, mm/inch
- Automatic power off, move the digital unit to turn on power
- Battery CR2032
- Data output
- Made of stainless steel
- Optional accessory: data output cable (code **7315-22 need receiver** page 4, **7302-22** page 12)

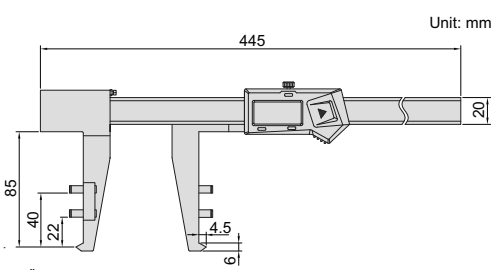

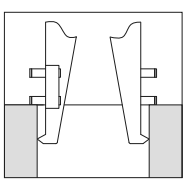

Code	Range	Accuracy
1538-300	30-300mm/1.2-12"	±0.05mm

https://precishop.hu

DEPTH MEASUREMENT

03

Digital Depth Gages
Page 68-73

Dial Depth Gages
Page 73

Vernier Depth Gages
Page 74-76

Extension Bases
Page 76

Mini Depth Gages
Page 76-77

Depth Gages
Page 78-81

Depth Micrometers
Page 82-83

Depth Micrometer Checkers
Page 83

https://precishop.hu

2P67 WATERPROOF D 2G 2TAL DEPTH GAGES

ATTENTION: NO DATA OUTPUT

IP67 WATERPROOF

1543-150

- IP67 dust/waterproof
- Resolution: 0.01mm/0.0005"
- Button function: zero, on/off, mm/inch
- Battery CR2032
- Automatic power off
- Meet DIN862
- Made of stainless steel

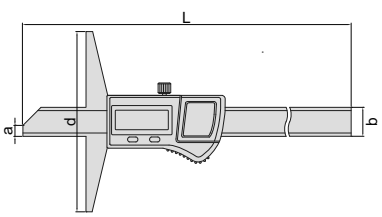

Code	Range	Accuracy	L	a	b	d
1543-150	0-150mm/0-6"	±0.03mm	235mm	5mm	16mm	100mm
1543-200	0-200mm/0-8"	±0.03mm	285mm	5mm	16mm	100mm
1543-300	0-300mm/0-12"	±0.03mm	387mm	5mm	16mm	100mm

2P67 WATERPROOF D 2G 2TAL DEPTH GAGES

IP67 WATERPROOF

ATTENTION: NO DATA OUTPUT

ATTENTION: IT IS NECESSARY TO SET ZERO AFTER POWER ON EACH TIME

- IP67 dust/waterproof
- Resolution: 0.01mm/0.0005"
- Button function: zero, on/off, mm/inch, ABS/R 'L, hold
- Meet DIN862
- Battery CR2032
- Made of stainless steel

1149-150

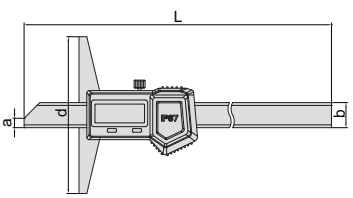

Code	Range	Accuracy	L	a	b	d
1149-150	0-150mm/0-6"	±0.03mm	240mm	6mm	16mm	100mm
1149-200	0-200mm/0-8"	±0.03mm	290mm	6mm	16mm	100mm
1149-300	0-300mm/0-12"	±0.03mm	390mm	6mm	16mm	150mm

https://precishop.hu

DATA OUTPUT

POPULAR MODEL

D G TAL DEPTH GAGES (STANDARD TYPE)

1141-150A

- Non waterproof
- Buttons: on/off, zero, mm/inch
- Automatic power off, move the digital unit to turn on power
- Meet DIN862 (except 0-500mm/0-20", 0-1000mm/0-40", 0-1500mm/0-60")
- Battery CR2032
- Made of stainless steel

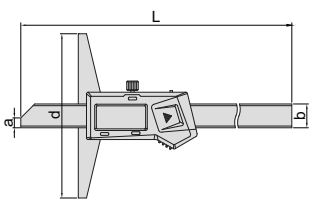

With data interface **(mm)**

Code	Range	Resolution	Accuracy	L	a	b	d	Data output cable (optional)
1141-150A	0-150mm/0-6"	0.01mm/0.0005"	±0.03mm	230	6	14.5	100	**7315-21 need recei** 8**er**page 4, **7302-21** page 12
1141-200A	0-200mm/0-8"	0.01mm/0.0005"	±0.03mm	280	6	14.5	100	**7315-21 need recei** 8**er**page 4, **7302-21** page 12
1141-300A	0-300mm/0-12"	0.01mm/0.0005"	±0.03mm	380	6	14.5	150	**7315-21 need recei** 8**er**page 4, **7302-21** page 12
1141-500A	0-500mm/0-20"	0.01mm/0.0005"	±0.05mm	585	7	15	150	**7315-22 need recei** 8**er**page 4, **7302-22** page 12
1141-5001A	0-500mm/0-20"	0.01mm/0.0005"	±0.05mm	585	7	15	200	**7315-22 need recei** 8**er**page 4, **7302-22** page 12
1141-1000A	0-1000mm/0-40"	0.01mm/0.0005"	±0.07mm	1188	7	18	150	**7315-22 need recei** 8**er**page 4, **7302-22** page 12
1141-10001A	0-1000mm/0-40"	0.01mm/0.0005"	±0.07mm	1188	7	18	200	**7315-22 need recei** 8**er**page 4, **7302-22** page 12
1141-10002A	0-1000mm/0-40"	0.01mm/0.0005"	±0.07mm	1188	7	18	250	**7315-22 need recei** 8**er**page 4, **7302-22** page 12
1141-10003A	0-1000mm/0-40"	0.01mm/0.0005"	±0.07mm	1188	7	18	300	**7315-22 need recei** 8**er**page 4, **7302-22** page 12
1141-1500A	0-1500mm/0-60"	0.01mm/0.0005"	±0.11mm	1695	7	18	200	**7315-22 need recei** 8**er**page 4, **7302-22** page 12

Built-in wireless (recei 8**er code 7315-2/3/6/7/8/9 is required)**

Code	Range	Resolution	Accuracy	L	a	b	d
1141-150AWL	0-150mm/0-6"	0.01mm/0.0005"	±0.03mm	230mm	6mm	14.5mm	100mm
1141-200AWL	0-200mm/0-8"	0.01mm/0.0005"	±0.03mm	280mm	6mm	14.5mm	100mm
1141-300AWL	0-300mm/0-12"	0.01mm/0.0005"	±0.03mm	380mm	6mm	14.5mm	150mm
1141-500AWL	0-500mm/0-20"	0.01mm/0.0005"	±0.05mm	585mm	7mm	15mm	150mm
1141-5001AWL	0-500mm/0-20"	0.01mm/0.0005"	±0.05mm	585mm	7mm	15mm	200mm

https://precishop.hu

D 2G 2TAL DEPTH GAGES W 2TH MOUNT 2NG HOLES FOR EXTENS 2ON BASE

DATA OUTPUT

- Non waterproof
- Resolution: 0.01mm/0.0005"
- Buttons: on/off, zero, mm/inch
- Automatic power off, move the digital unit to turn on power
- Meet DIN862
- Battery CR2032
- Made of stainless steel
- Optional accessory: extension base (code **6141**)

1147-300

extension base (**optional**)

6141 series

Unit: mm

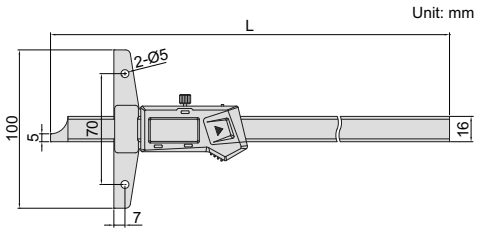

With data interface (data output cable code 7315-21 need recei 8erpage 4, **7302-21** page 12, **optional)**

Code	Range	Accuracy	L
1147-150	0-150mm/0-6"	±0.03mm	237mm
1147-200	0-200mm/0-8"	±0.03mm	287mm
1147-300	0-300mm/0-12"	±0.03mm	403mm
1147-500	0-500mm/0-20"	±0.05mm	605mm
1147-700	0-700mm/0-28"	±0.06mm	805mm

Built-in wireless (recei 8er **code 7315-2/3/6/7/8/9 is required)**

Code	Range	Accuracy	L
1147-150WL	0-150mm/0-6"	±0.03mm	237mm
1147-200WL	0-200mm/0-8"	±0.03mm	287mm
1147-300WL	0-300mm/0-12"	±0.03mm	403mm
1147-500WL	0-500mm/0-20"	±0.05mm	605mm
1147-700WL	0-700mm/0-28"	±0.06mm	805mm

D 2G 2TAL HOOK DEPTH GAGES

DATA OUTPUT

- Non waterproof
- Resolution: 0.01mm/0.0005"
- Buttons: on/off, zero, mm/inch
- Automatic power off, move the digital unit to turn on power
- Battery CR2032
- Made of stainless steel

1142-150A

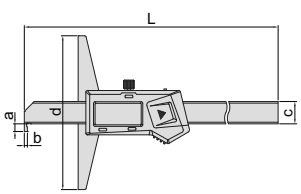

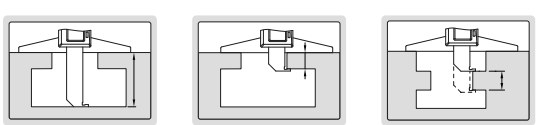

With data interface **(mm)**

Code	Range	Accuracy	L	d	a	b	c	Data output cable (optional)
1142-150A	0-150mm/0-6"	±0.03mm	230	100	5	2	14.5	**7315-21 need recei** 8erpage 4, **7302-21** page 12
1142-200A	0-200mm/0-8"	±0.03mm	280	100	5	2	14.5	**7315-21 need recei** 8erpage 4, **7302-21** page 12
1142-300A	0-300mm/0-12"	±0.04mm	380	150	5	2	14.5	**7315-21 need recei** 8erpage 4, **7302-21** page 12
1142-500A	0-500mm/0-20"	±0.05mm	585	150	8	3	15	**7315-22 need recei** 8erpage 4, **7302-22** page 12
1142-5001A	0-500mm/0-20"	±0.05mm	585	200	8	3	15	**7315-22 need recei** 8erpage 4, **7302-22** page 12
1142-1000A	0-1000mm/0-40"	±0.07mm	1188	150	10	4	18	**7315-22 need recei** 8erpage 4, **7302-22** page 12
1142-10001A	0-1000mm/0-40"	±0.07mm	1188	200	10	4	18	**7315-22 need recei** 8erpage 4, **7302-22** page 12
1142-10002A	0-1000mm/0-40"	±0.07mm	1188	250	10	4	18	**7315-22 need recei** 8erpage 4, **7302-22** page 12

Built-in wireless (recei 8er **code 7315-2/3/6/7/8/9 is required)**

Code	Range	Accuracy	L	d	a	b	c
1142-150AWL	0-150mm/0-6"	±0.03mm	230mm	100mm	5mm	2mm	14.5mm
1142-200AWL	0-200mm/0-8"	±0.03mm	280mm	100mm	5mm	2mm	14.5mm
1142-300AWL	0-300mm/0-12"	±0.04mm	380mm	150mm	5mm	2mm	14.5mm
1142-500AWL	0-500mm/0-20"	±0.05mm	585mm	150mm	8mm	3mm	15mm
1142-5001AWL	0-500mm/0-20"	±0.05mm	585mm	200mm	8mm	3mm	15mm

https://precishop.hu

DATA OUTPUT

D 2G 2TAL DOUBLE HOOK DEPTH GAGES

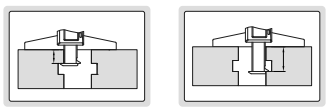

- Non waterproof
- Resolution: 0.01mm/0.0005"
- Buttons: on/off, zero, mm/inch
- Automatic power off, move the digital unit to turn on power
- Meet DIN862
- Battery CR2032
- Made of stainless steel

1144-150A

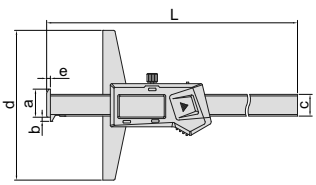

With data interface **(mm)**

Code	Range	Accuracy	L	d	a	b	c	e	Data output cable (optional)
1144-150A	0-150mm/0-6"	±0.03mm	233	100	21.5	3.5	14.5	2.5	**7315-21 need recei** 8**er**page 4, **7302-21** page 12
1144-200A	0-200mm/0-8"	±0.03mm	283	100	21.5	3.5	14.5	2.5	**7315-21 need recei** 8**er**page 4, **7302-21** page 12
1144-300A	0-300mm/0-12"	±0.03mm	383	150	21.5	3.5	14.5	2.5	**7315-21 need recei** 8**er**page 4, **7302-21** page 12
1144-500A	0-500mm/0-20"	±0.05mm	585	150	25	5	15	3	**7315-22 need recei** 8**er**page 4, **7302-22** page 12
1144-5001A	0-500mm/0-20"	±0.05mm	585	200	25	5	15	3	**7315-22 need recei** 8**er**page 4, **7302-22** page 12
1144-1000A	0-1000mm/0-40"	±0.07mm	1188	150	32	7	18	4	**7315-22 need recei** 8**er**page 4, **7302-22** page 12
1144-10001A	0-1000mm/0-40"	±0.07mm	1188	200	32	7	18	4	**7315-22 need recei** 8**er**page 4, **7302-22** page 12
1144-10002A	0-1000mm/0-40"	±0.07mm	1188	250	32	7	18	4	**7315-22 need recei** 8**er**page 4, **7302-22** page 12

Built-in wireless (recei 8**er code 7315-2/3/6/7/8/9 is required)**

Code	Range	Accuracy	L	d	a	b	c	e
1144-150AWL	0-150mm/0-6"	±0.03mm	233mm	100mm	21.5mm	3.5mm	14.5mm	2.5mm
1144-200AWL	0-200mm/0-8"	±0.03mm	283mm	100mm	21.5mm	3.5mm	14.5mm	2.5mm
1144-300AWL	0-300mm/0-12"	±0.03mm	383mm	150mm	21.5mm	3.5mm	14.5mm	2.5mm
1144-500AWL	0-500mm/0-20"	±0.05mm	585mm	150mm	25mm	5mm	15mm	3mm
1144-5001AWL	0-500mm/0-20"	±0.05mm	585mm	200mm	25mm	5mm	15mm	3mm

DATA OUTPUT

D 2G 2TAL DOUBLE HOOK DEPTH GAGE

- Non waterproof
- Resolution: 0.01mm/0.0005"
- Buttons: on/off, zero, mm/inch, ABS/INC, data hold, TOL, set
- ABS/INC is for absolute and incremental measurement
- TOL is for tolerance measurement
- Made of stainless steel
- LR44 battery, data output
- Supplied with gage block for zero setting
- Optional accessory: extension base, data output cable (code **7302-SPC7** page 13, keyboard format), wireless data transmission (transmitter code **7315-1150 need recei** 8**er**page 6)

Unit: mm

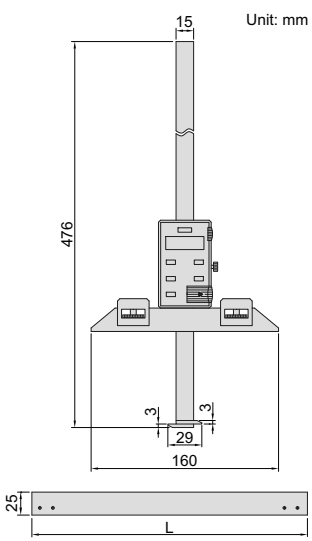

Code	Range	Accuracy
1540-300	0-300mm/0-12"	±0.04mm

Extension base (optional)

Code	L
1540-L300	300mm
1540-L400	400mm
1540-L500	500mm
1540-L600	600mm
1540-L800	800mm

gage block for zero setting (included)



1540-300

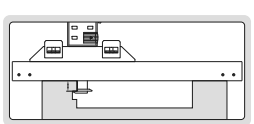

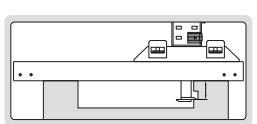

https://precishop.hu

D 2G 2TAL DEPTH GAGES W 2TH ROUND DEPTH BA

MEASURE WIDTH AND DEPTH OF GROOVES INSIDE BORE | MEASURE DEPTH OF SMALL HOLES (>Ø4mm) | DATA OUTPUT

- Non waterproof
- Resolution: 0.01mm/0.0005"
- Supplied with three interchangeable points (flat, spherical, disk)
- Buttons: on/off, set, mm/inch, preset (+, -)
- Automatic power off, move the digital unit to turn on power
- Battery CR2032
- Made of stainless steel
- Optional accessory: extension base (code **6141**, for **1148-120**, **1148-120WL**, **1148-200**, **1148-200WL**, **1148-300** and **1148-300WL**)

preset buttons

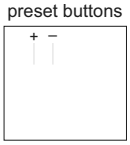

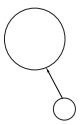

1148-100S

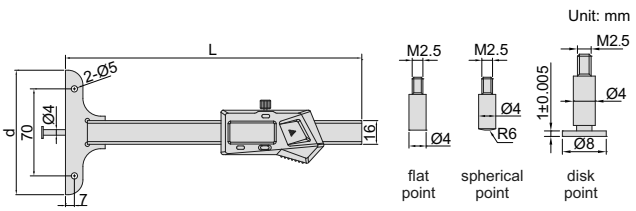

1148-120

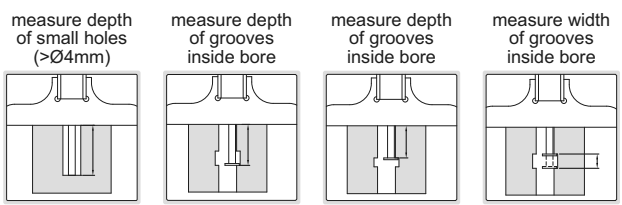

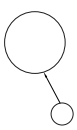

1148-200

With data interface (data output cable code 7315-21 need recei 8er page 4, 7302-21page 12, optional)

Code	Range*	Accuracy	L	d	Remark
1148-100S	0-100mm/0-4"	±0.02mm	200mm	45mm	
1148-100	0-100mm/0-4"	±0.02mm	200mm	85mm	
1148-120	0-120mm/0-4.7"	±0.03mm	300mm	101mm	one-hand use, with mounting holes for extension base
1148-200	0-200mm/0-8"	±0.03mm	300mm	101mm	with mounting holes for extension base
1148-300	0-300mm/0-12"	±0.04mm	400mm	101mm	with mounting holes for extension base

one-hand use of **1148-120** and **1148-120WL**



extension base for **1148-120**, **1148-120WL**, **1148-200**, **1148-200WL**, **1148-300** and **1148-300WL** (**optional**)

Built-in wireless (recei 8er code 7315-2/3/6/7/8/9 is required)

Code	Range*	Accuracy	L	d	Remark
1148-100SWL	0-100mm/0-4"	±0.02mm	200mm	45mm	
1148-100WL	0-100mm/0-4"	±0.02mm	200mm	85mm	
1148-120WL	0-120mm/0-4.7"	±0.03mm	300mm	101mm	one-hand use, with mounting holes for extension base
1148-200WL	0-200mm/0-8"	±0.03mm	300mm	101mm	with mounting holes for extension base
1148-300WL	0-300mm/0-12"	±0.04mm	400mm	101mm	with mounting holes for extension base

1148-P103 (**optional**), measure width of bottom grooves inside blind hole

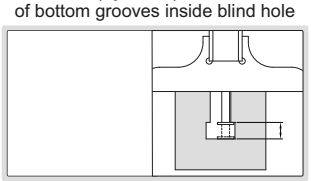

* Bhen disk points are used, the range is reduced by 10mm

OPT 2ONAL D 2SK PO 2NTS

Code	Description	H	Remark
1148-P101	0.5mm disk point	0.5±0.005mm	for narrow grooves
1148-P102	0.7mm disk point	0.7±0.005mm	for narrow grooves
1148-P103	1mm disk point	1±0.005mm	for grooves inside blind hole
1148-P104	0.5mm disk point	0.5±0.005mm	for grooves inside blind hole

1148-P101 (**optional**)

Unit: mm

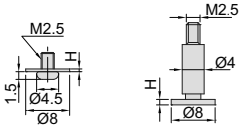

1148-P101 and **1148-P102**

1148-P103 and **1148-P104**

https://precishop.hu

SHOCK PROOF

D 2AL DEPTH GAGES W 2TH ROUND BAR

- Shockproof dial indicator
- Dial indicator graduation: 0.02mm
- Made of stainless steel

1341-100

Unit: mm

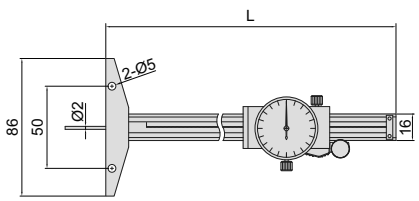

Code	Range	Accuracy	L
1341-100	0-100mm	±0.02mm	181mm
1341-200	0-200mm	±0.03mm	284mm

DATA OUTPUT

D 2G 2TAL PO 2NT DEPTH GAGE

- Non waterproof
- Resolution: 0.01mm/0.0005"
- Buttons: on/off, zero, mm/inch
- Automatic power off, move the digital unit to turn on power
- Meet DIN862
- Battery CR2032
- Made of stainless steel

1143-200A

Unit: mm

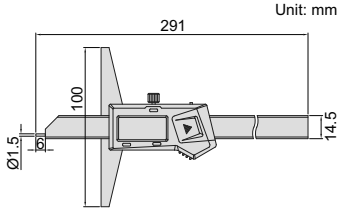

With data interface (data output cable code 7315-21 need recei 8er page 4, **7302-21** page 12, **optional)**

Code	Range	Accuracy
1143-200A	0-200mm/0-8"	±0.03mm

Built-in wireless (recei 8er code 7315-2/3/6/7/8/9 is required)

Code	Range	Accuracy
1143-200AWL	0-200mm/0-8"	±0.03mm

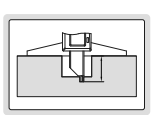

SHOCK PROOF

D 2AL DEPTH GAGES

- Shockproof dial indicator
- Made of stainless steel

1340-150

Unit: mm

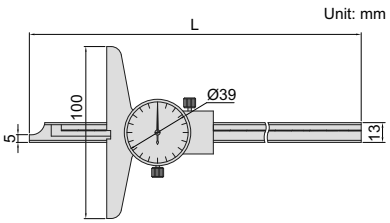

Code	Range	Graduation	Accuracy	L
1340-150	0-150mm	0.02mm	±0.03mm	232mm
1340-200	0-200mm	0.02mm	±0.03mm	282mm
1340-300	0-300mm	0.02mm	±0.04mm	382mm

https://precishop.hu

VERN 2ER DEPTH GAGES (STANDARD TYPE)

POPULAR MODEL

- Made of stainless steel
- Satin chrome plated reading surface

Graduation 0.05mm

Code	Range	Accuracy	L	d
1240-150	0-150mm	±0.05mm	245mm	100mm
1240-200	0-200mm	±0.05mm	282mm	100mm
1240-300	0-300mm	±0.08mm	382mm	100mm
1240-500	0-500mm	±0.09mm	585mm	150mm

Graduation 0.02mm

Code	Range	Accuracy	L	d
1240-1501	0-150mm	±0.03mm	245mm	100mm
1240-2001	0-200mm	±0.03mm	282mm	100mm
1240-3001	0-300mm	±0.04mm	382mm	100mm
1240-5001	0-500mm	±0.05mm	585mm	150mm

1240-2001

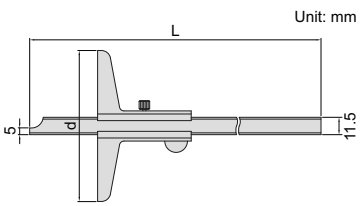

VERN 2ER DEPTH GAGES

WITH MOUNTING HOLES FOR EXTENSION BASE

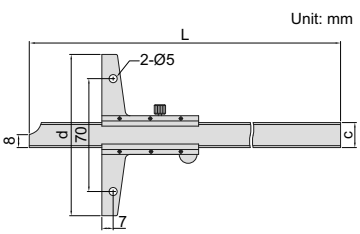

1247-2001

- Made of stainless steel
- Satin chrome plating finish on reading surface
- Optional accessory: extension base (code **6141**)

extension base (**optional**)

6141 series

Range	L	c	d
0-150mm	240mm	16mm	100mm
0-200mm	290mm	16mm	100mm
0-300mm	390mm	16mm	100mm
0-600mm	704mm	16mm	150mm
0-1000mm	1124mm	16mm	200mm

Code	Range	Accuracy	Graduation
1247-150	0-150mm	±0.05mm	0.05mm
1247-200	0-200mm	±0.05mm	0.05mm
1247-300	0-300mm	±0.08mm	0.05mm
1247-600	0-600mm	±0.10mm	0.05mm
1247-1000	0-1000mm	±0.15mm	0.05mm

Code	Range	Accuracy	Graduation
1247-1501	0-150mm	±0.03mm	0.02mm
1247-2001	0-200mm	±0.03mm	0.02mm
1247-3001	0-300mm	±0.04mm	0.02mm
1247-6001	0-600mm	±0.05mm	0.02mm
1247-1001	0-1000mm	±0.07mm	0.02mm

https://precishop.hu

WITH MOUNTING HOLES FOR EXTENSION BASE

VERNIER DEPTH GAGES WITH FINE ADJUSTMENT

Unit: mm

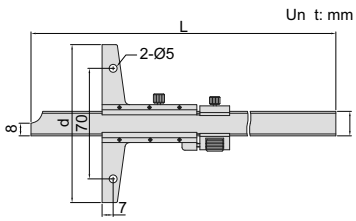

1249-1501

- With fine adjustment
- Made of stainless steel
- Satin chrome plating finish on reading surface
- Optional accessory: extension base (order **6141** series)

Extension base (**optional**)

6141 series

Graduation 0.02mm

Code	Range	Accuracy
1249-1501	0-150mm	±0.03mm
1249-2001	0-200mm	±0.03mm
1249-3001	0-300mm	±0.04mm

Graduation 0.05mm

Code	Range	Accuracy
1249-150	0-150mm	±0.05mm
1249-200	0-200mm	±0.05mm
1249-300	0-300mm	±0.08mm

Range	L	c	d
0-150mm	256mm	16mm	100mm
0-200mm	306mm	16mm	100mm
0-300mm	406mm	16mm	100mm

WITH MOUNTING HOLES FOR EXTENSION BASE

VERNIER HOOK DEPTH GAGES

Extension base (**optional**)

6141 series

1248-1501

- Made of stainless steel
- Satin chrome plating finish on reading surface
- Optional accessory: extension base (order **6141** series)

Unit: mm

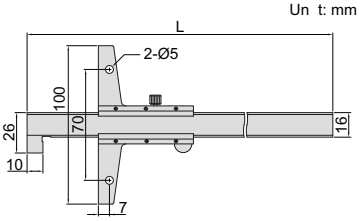

Graduation 0.05mm

Code	Range	Accuracy	L
1248-150	0-150mm	±0.05mm	266mm
1248-200	0-200mm	±0.05mm	316mm
1248-300	0-300mm	±0.08mm	416mm

Graduation 0.02mm

Code	Range	Accuracy	L
1248-1501	0-150mm	±0.03mm	266mm
1248-2001	0-200mm	±0.03mm	316mm
1248-3001	0-300mm	±0.04mm	416mm

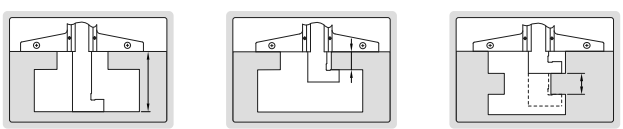

https://precishop.hu

VERNIER HOOK DEPTH GAGE

Unit: mm

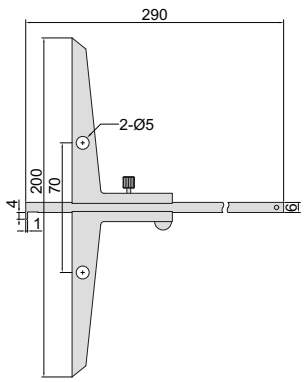

1243-2001

- Graduation 0.02mm
- Made of stainless steel
- Satin chrome plating finish on reading surface

Code	Range	Accuracy
1243-2001	0-200mm	±0.04mm

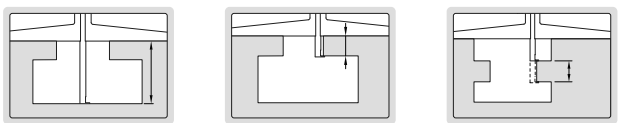

EXTENSION BASES

Unit: mm

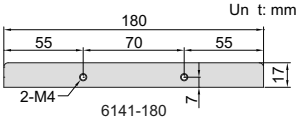

6141-180

6141-260

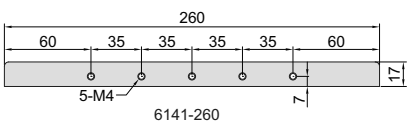

6141-260

- Supplied with two screws
- Made of stainless steel
- Suitable for depth gages series **1147**, **1148**, **1247**, **1248** and **1249**

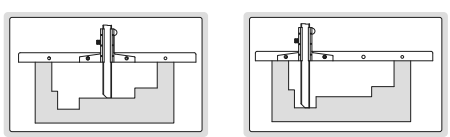

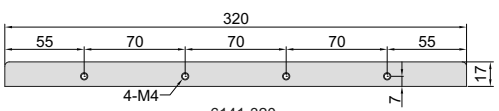

6141-320

Code	Length
6141-180	180mm
6141-260	260mm
6141-320	320mm
6141-600	600mm

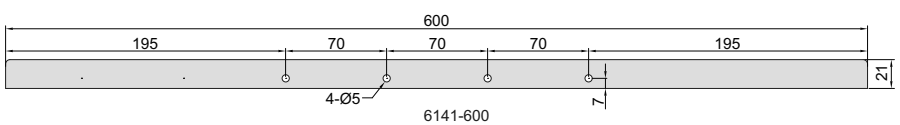

6141-600

MINI VERNIER DEPTH GAGE

Unit: mm

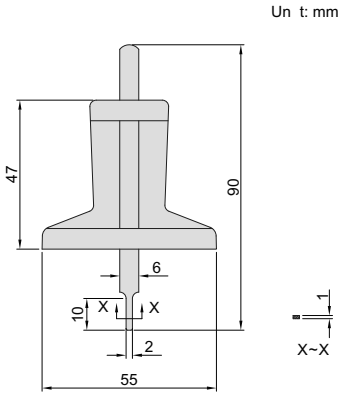

1244-30

- Graduation: 0.1mm
- Made of stainless steel

Code	Range	Accuracy
1244-30	0-30mm	±0.10mm

https://precishop.hu

DATA OUTPUT

MINI DIGITAL DEPTH GAGES WITH ROUND BAR



- Non wat rproof
- M asur d pth of small groov and hol
- R solut on: 0.01mm/0.0005"
- Buttons: on/off, s t, mm/ n h, pr s t (+,-)
- Automat pow r off, mov th d g tal un t to turn on pow r
- Batt ry CR2032
- Mad of sta nl ss st l

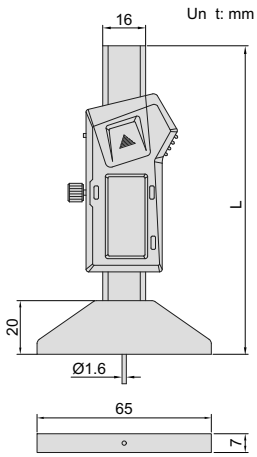

1140-25

With data interface (data output cable code 7315-21 need receiver pag 4, **7302-21** pag 12, **optional** :

Code	Range	Accuracy	L
1140-25	0-25mm/0-1"	±0.02mm	114mm
1140-50	0-50mm/0-2"	±0.02mm	140mm
1140-100	0-100mm/0-4"	±0.02mm	190mm
1140-150	0-150mm/0-6"	±0.03mm	236mm

Built-in wireless (receiver code 7315-2/3/6/7/8/9 is required :

Code	Range	Accuracy	L
1140-25WL	0-25mm/0-1"	±0.02mm	114mm
1140-50WL	0-50mm/0-2"	±0.02mm	140mm
1140-100WL	0-100mm/0-4"	±0.02mm	190mm
1140-150WL	0-150mm/0-6"	±0.03mm	236mm

MINI DIGITAL DEPTH GAGES

DATA OUTPUT





- Non wat rproof
- M asur d pth of small groov and hol , also m asur d pth of t r tr ad
- R solut on: 0.01mm/0.0005"
- Buttons: on/off, z ro, mm/ n h
- Suppl d w th z ro s t surfa
- Automat pow r off, mov th d g tal un t to turn on pow r
- Batt ry CR2032
- Mad of sta nl ss st l

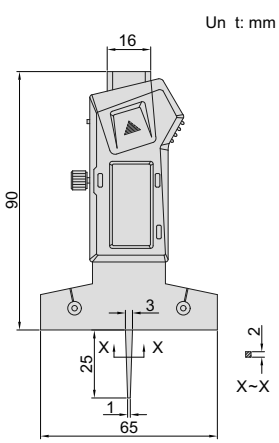

1145-25A

With data interface (data output cable code 7315-21 need receiver pag 4, **7302-21** pag 12, **optional** :

Code	Range	Accuracy
1145-25A	0-25mm/0-1"	±0.03mm

Built-in wireless (receiver code 7315-2/3/6/7/8/9 is required :

Code	Range	Accuracy
1145-25AWL	0-25mm/0-1"	±0.03mm

https://precishop.hu

DIAL DEPTH GAGES

Un t: mm

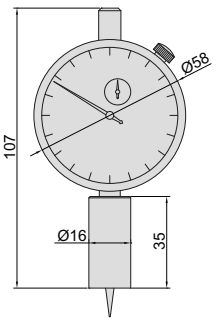

2343-101

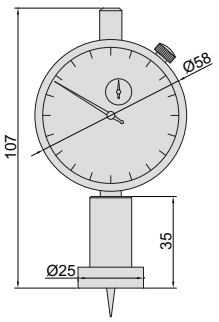

2343-102

- A ura y: ±0.017mm
- Sta nl ss st l bas
- Po nt d t p

2343-102

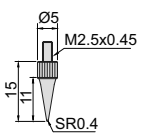

pointed tip

Code	Range	Dial indicator stroke	Dial indicator graduation	Base
2343-101	0-10mm	10mm	0.01mm	Ø16mm
2343-102	0-10mm	10mm	0.01mm	Ø25mm

DIGITAL DEPTH GAGES

DATA OUTPUT

Un t: mm

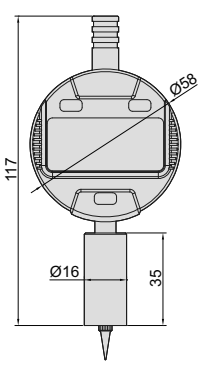

2142-101/2142-301

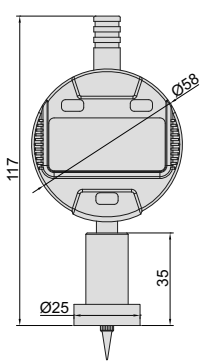

2142-102/2142-302

- Button fun t on: on/off, z ro, mm/ n h, ABS, data pr s t, hang m asur ng d r t on
- CR2032 batt ry, automat pow r off (t m s adjustabl)
- Data output
- Sta nl ss st l bas
- Po nt d t p
- Opt onal a ssory: data output abl (od **7315-50M need receiver** pag 5, **7302-40M** pag 13)

2142-102

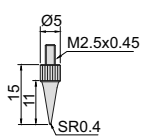

pointed tip

Code	Range	Digital indicator stroke	Digital indicator resolution	Accuracy	Base
2142-101	0-12.7mm/0-0.5"	12.7mm/0.5"	0.01mm/0.0005"	±20μm	Ø16mm
2142-102	0-12.7mm/0-0.5"	12.7mm/0.5"	0.01mm/0.0005"	±20μm	Ø25mm
2142-301	0-12.7mm/0-0.5"	12.7mm/0.5"	0.001mm/0.00005"	±5μm	Ø16mm
2142-302	0-12.7mm/0-0.5"	12.7mm/0.5"	0.001mm/0.00005"	±5μm	Ø25mm

https://precishop.hu

DIAL DEPTH GAGE

Un t: mm

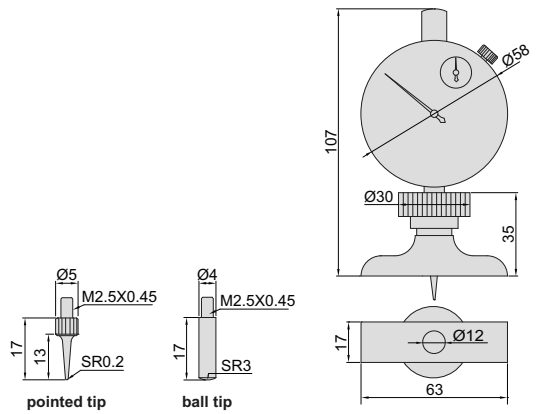

- A ura y: ±0.017mm
- Sta nl ss st l bas
- Suppl d w th po nt d t p and ball t p

2341-101A

Code	Range	Dial indicator stroke	Dial indicator graduation
2341-101A	0-10mm	10mm	0.01mm

DIAL DEPTH GAGES

Un t: mm

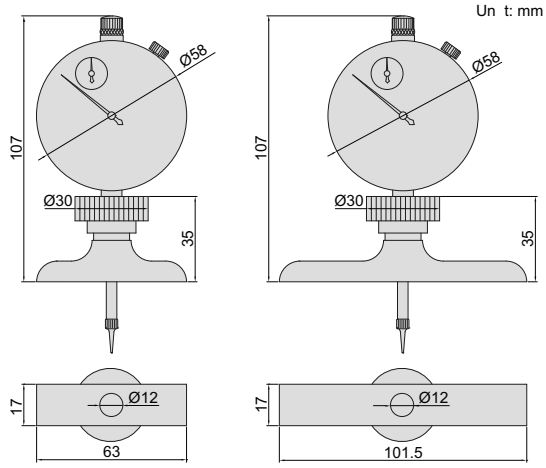

2342-202

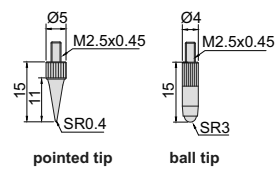

2141-10 (**optional**),
an b ustom z d
a ord ng to workp s

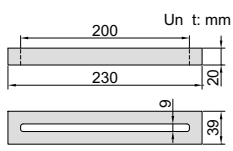

appl at on

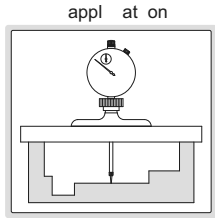

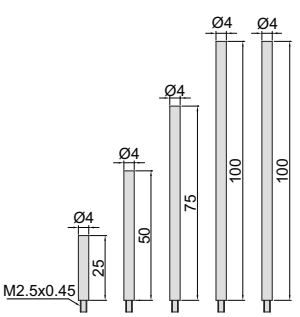

- D al nd ator graduat on: 0.01mm
- A ura y: ±0.03mm
- Sta nl ss st l bas
- Ext ns on rods: 25mm (1 p), 50mm (1 p), 75mm (1 p), 100mm (2 p s)
- Suppl d w th po nt d t p and ball t p
- Opt onal a ssory: gran t xt ns on hold r (od **2141-10**)

Code	Range	Dial indicator stroke	Base
2342-201	0-300mm	30mm	63x17mm
2342-202	0-300mm	30mm	101.5x17mm

https://precishop.hu

DIGITAL DEPTH GAGES

DATA OUTPUT

3

Un t: mm

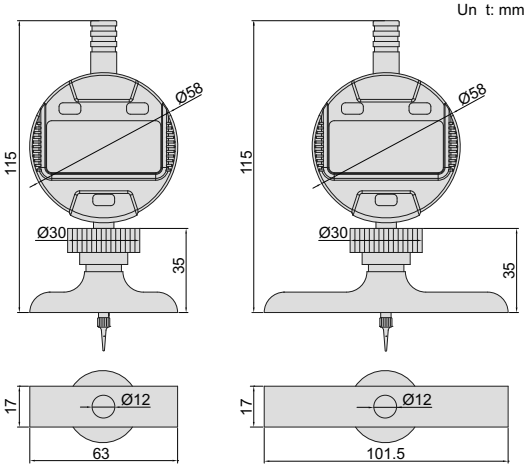

2141-201A/2141-301 2141-202A/2141-302

2141-202A

- Button fun t on: on/off, z ro, mm/ n h, ABS, data pr s t, hang m asur ng d r t on
- CR2032 batt ry, automat pow r off (t m s adjustabl)
- Data output
- Sta nl ss st l bas
- Ext ns on rods: 12.5mm (1 p), 25mm (1 p), 50mm (1 p), 75mm (1 p), 100mm (2 p s)
- Suppl d w th po nt d t p and ball t p
- Opt onal a ssory: data output abl (od **7315-50M need receiver** pag 5, **7302-40M** pag 13), gran t xt ns on hold r (od **2141-10**)

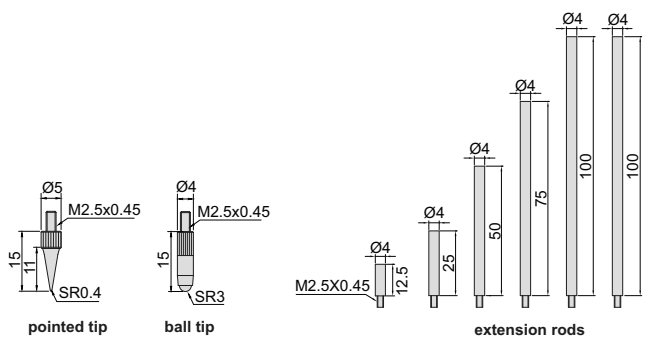

pointed tip ball tip extension rods

2141-10 (**optional**), an b ustom z d a ord ng to workp s

Un t: mm

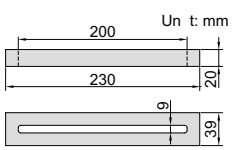

appl at on

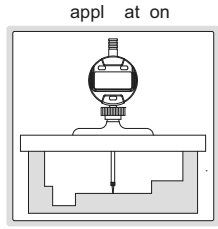

Code	Range	Digital indicator stroke	Digital indicator resolution	Accuracy	Base
2141-201A	0-300mm/0-12"	12.7mm/0.5"	0.01mm/0.0005"	±20µm	63x17mm
2141-202A	0-300mm/0-12"	12.7mm/0.5"	0.01mm/0.0005"	±20µm	101.5x17mm
2141-301	0-300mm/0-12"	12.7mm/0.5"	0.001mm/0.00005"	±5µm	63x17mm
2141-302	0-300mm/0-12"	12.7mm/0.5"	0.001mm/0.00005"	±5µm	101.5x17mm

https://precishop.hu

DATA OUTPUT

DIGITAL GROOVE GAGES

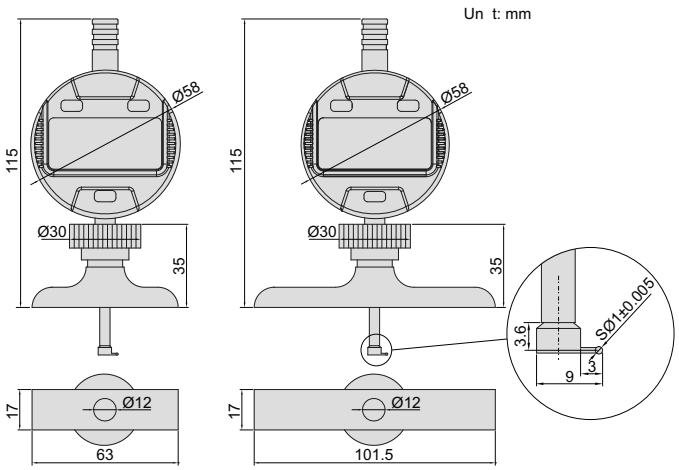

2145-201/2145-301 2145-202/2145-302

2145-202

- Button function: on/off, zero, mm/inch, absolute/incremental measurement, data processing, hanging measuring direction
- CR2032 battery, automatic power off (time adjustable)
- Data output
- Standard stainless steel base
- Supplied with extension rods: 12.5mm (1 pc), 25mm (1 pc), 50mm (1 pc)
- Supplied with groove point
- Optional accessory: data output cable (see **7315-50M need receiver** page 5, **7302-40M** page 13)

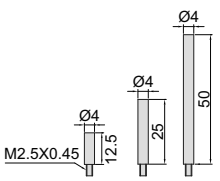

extension rods

measuring width (b) and depth (a) of groove

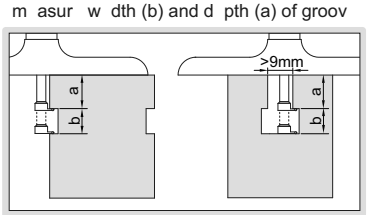

Code	Range (a:	Digital indicator stroke (b:	Digital indicator resolution	Accuracy	Base
2145-201	0-85mm/0-3.35"	12.7mm/0.5"	0.01mm/0.0005"	±20μm	63x17mm
2145-202	0-85mm/0-3.35"	12.7mm/0.5"	0.01mm/0.0005"	±20μm	101.5x17mm
2145-301	0-85mm/0-3.35"	12.7mm/0.5"	0.001mm/0.00005"	±5μm	63x17mm
2145-302	0-85mm/0-3.35"	12.7mm/0.5"	0.001mm/0.00005"	±5μm	101.5x17mm

DATA OUTPUT

DIGITAL DEPTH GAGE (60° KNIFE EDGE BASE:

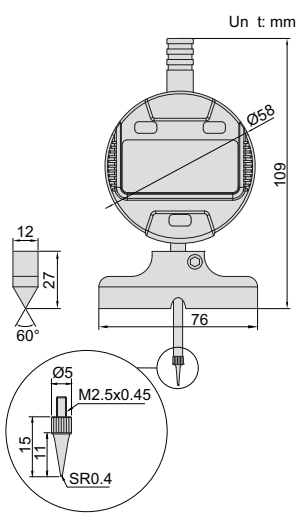

- Button function: on/off, zero, inch/mm, ABS, data processing, hanging measuring direction
- CR2032 battery, automatic power off (time adjustable)
- Data output
- Standard stainless steel base with 60° knife edge
- Optional accessory: data output cable (see **7315-50M need receiver** page 5, **7302-40M** page 13)

front view side view

2143-101

Code	Range	Digital indicator stroke	Digital indicator resolution	Accuracy
2143-101	0-12.7mm/0-0.5"	12.7mm/0.5"	0.01mm/0.0005"	±20μm

https://precishop.hu

DIGITAL DEPTH MICROMETERS

P65 WATERPROOF

DATA OUTPUT

- R solut on: 0.001mm/0.00005"
- M rom t r h ad a ura y: +/-βm
- Rod a ura y: +/-(2+L/75)µm, L s th m asur ng rang n mm
- Button fun t on: on/off, s t, mm/ n h, data transm t
- IP65 dust/wat rproof
- Data output
- Automat pow r off
- Rods w th flat nd
- Rat h t stop
- Opt onal a ssory: data output abl (od **7315-31 need receiver** pag 4, **7302-31** pag 12)

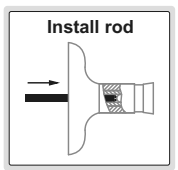

3540-50

Code	Range	Rods	L
3540-25	0-25mm/0-1"	1 p	101.5mm
3540-50	0-50mm/0-2"	2 p s	101.5mm
3540-100	0-100mm/0-4"	4 p s	101.5mm
3540-150	0-150mm/0-6"	6 p s	101.5mm
3540-300	0-300mm/0-12"	12 p s	101.5mm
3540-B25	0-25mm/0-1"	1 p	63mm
3540-B50	0-50mm/0-2"	2 p s	63mm
3540-B100	0-100mm/0-4"	4 p s	63mm
3540-B150	0-150mm/0-6"	6 p s	63mm
3540-B300	0-300mm/0-12"	12 p s	63mm

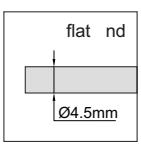

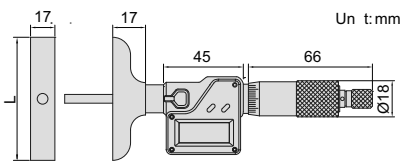

DEPTH MICROMETERS

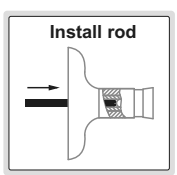

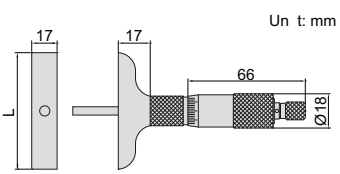

- M t DIN863-2
- Graduat on: 0.01mm
- M rom t r h ad a ura y: +/-3µm
- Rod a ura y: +/-(2+L/75)µm, L s th m asur ng rang n mm
- Rods w th flat or sph r al nd
- Rat h t stop

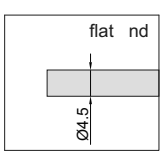

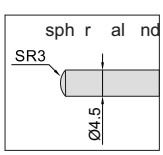

3240-100

Flat end

Code	Range	Rods	L
3240-25	0-25mm	1 p	101.5mm
3240-50	0-50mm	2 p s	101.5mm
3240-75	0-75mm	3 p s	101.5mm
3240-100	0-100mm	4 p s	101.5mm
3240-150	0-150mm	6 p s	101.5mm
3240-200	0-200mm	8 p s	101.5mm
3240-300	0-300mm	12 p s	101.5mm
3240-B25	0-25mm	1 p	63mm
3240-B50	0-50mm	2 p s	63mm
3240-B100	0-100mm	4 p s	63mm
3240-B150	0-150mm	6 p s	63mm
3240-B300	0-300mm	12 p s	63mm

Spherical end

Code	Range	Rods	L
3240-25S	0-25mm	1 p	101.5mm
3240-50S	0-50mm	2 p s	101.5mm
3240-100S	0-100mm	4 p s	101.5mm
3240-150S	0-150mm	6 p s	101.5mm
3240-300S	0-300mm	12 p s	101.5mm
3240-B25S	0-25mm	1 p	63mm
3240-B50S	0-50mm	2 p s	63mm
3240-B100S	0-100mm	4 p s	63mm
3240-B150S	0-150mm	6 p s	63mm
3240-B300S	0-300mm	12 p s	63mm

https://precishop.hu

DEPTH MICROMETERS

- M t DIN863-2
- Graduat on: 0.01mm
- M rom t r h ad a ura y: +/-3µm
- Rod a ura y: +/-(2+L/75)µm,
  L s th m asur ng rang n mm
- Rods w th flat nd
- Rat h t stop

Code	Range	Rods	L
3241-25	0-25mm	1 p	101.5mm
3241-50	0-50mm	2 p s	101.5mm
3241-75	0-75mm	3 p s	101.5mm
3241-100	0-100mm	4 p s	101.5mm
3241-150	0-150mm	6 p s	101.5mm
3241-200	0-200mm	8 p s	101.5mm
3241-300	0-300mm	12 p s	101.5mm
3241-B25	0-25mm	1 p	63mm
3241-B50	0-50mm	2 p s	63mm
3241-B100	0-100mm	4 p s	63mm
3241-B150	0-150mm	6 p s	63mm
3241-B300	0-300mm	12 p s	63mm

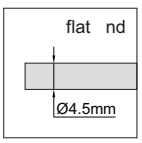

3241-100

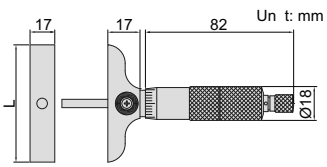

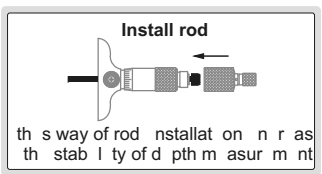

CYLINDER GAGE BLOCKS FOR DEPTH MICROMETERS

Code	Length (L :
4179-25	25mm
4179-50 *	50mm
4179-75 *	75mm
4179-100 *	100mm
4179-125 *	125mm
4179-150 *	150mm
4179-175 *	175mm
4179-200 *	200mm
4179-225 *	225mm
4179-250 *	250mm
4179-275 *	275mm

*Suppl d w th manufa tur r nsp t on rt f at

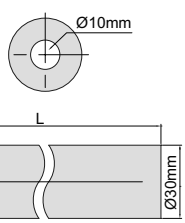

4179-25

- Mad of sp al alloy st l, hardn ss HRC64, h gh stab l ty, w ar r s stan and asy omb nat on
- M t ISO3650 grad 1

INSPECTION CERTIFICATE

appl at on

DEPTH MICROMETER CHECKERS

INSPECTION CERTIFICATE

appl at on

anv l blo k
(n lud d)

6880-150

Un t: mm

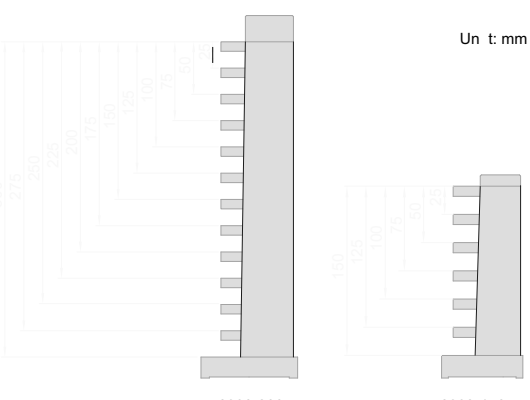

6880-300 6880-150

Code	Size	Range (mm :	Accuracy
6880-150	0-150mm	25, 50, 75, 100, 125, 150	±2µm
6880-300 *	0-300mm	25, 50, 75, 100, 125, 150, 175, 200, 225, 250, 275, 300	±3µm

*Suppl d w th manufa tur r nsp t on rt f at

- To h k d pth m rom t rs and s t z ro
- Constru t d w th st l gag blo ks
- Suppl d w th anv l blo k

https://precishop.hu

Digital Height Gages
Page 85-87

Dial Indicator Stands
Page 87

Height Gages
Page 88-92

Height Gage Checkers
Page 92

https://precishop.hu

DATA OUTPUT

HIGH PRECISION DIGITAL HEIGHT GAGES

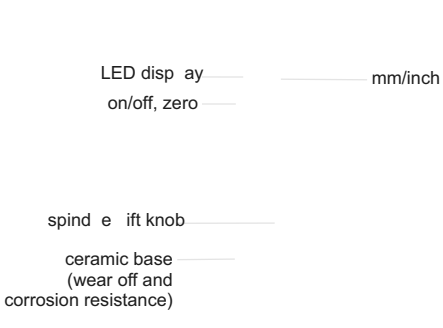

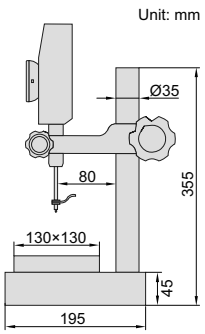

1155-505



power supp ied by charge pa

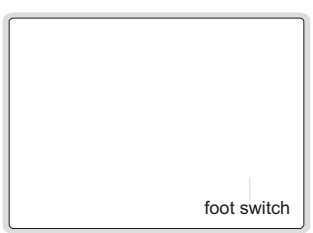

data transmitted to Exce without software; short press the foot switch to transmit data, ong press to zero

measuring tips (inc uded)

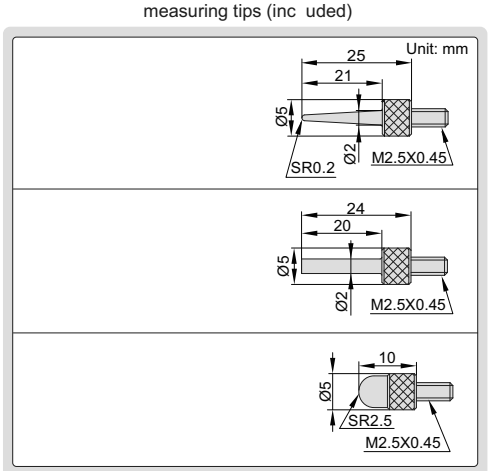

- High stabi ity, high precision, high response speed (5000mm/s)
- High brightness LED disp ay
- !eramic base f atness: 1μm

Code	Range	Resolution	Accuracy (20°C)	Measuring force	Output	Power supply
1155-505	0~50mm	0.5μm/0.00002" (can switch to: 1μm/0.00005")	1.5μm	0.8~1.2N	USB	5V/1A (adapter or charge pa)
1155-510	0~50mm	0.1μm/0.000005" (can switch to: 1μm/0.00005")	1μm	0.8~1.2N	USB	5V/1A (adapter or charge pa)

STANDARD DELIVERY

Main unit	1 pc

OPTIONAL ACCESSORY

Contact point	code **6282**
Charge pal	**1155-5-POB**
Data output cable (including foot switch)	**1155-5-FOS**

https://precishop.hu

DIGITAL HEIGHT GAGES

DATA OUTPUT

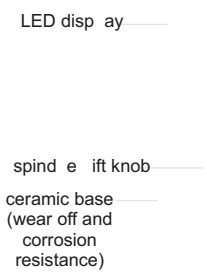

1157-501

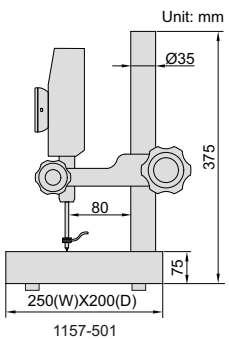

1157-501

1157-502

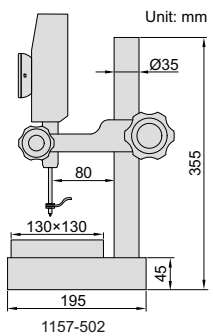

1157-502

- Buttons: on/off, zero, mm/inch, mix/min/mix-min
- High response speed (5000mm/s)
- High brightness LED disp ay



power supp ied by charge pa

data transmitted to Exce without software; short press the foot switch to transmit data, ong press to zero

measuring tips (inc uded)

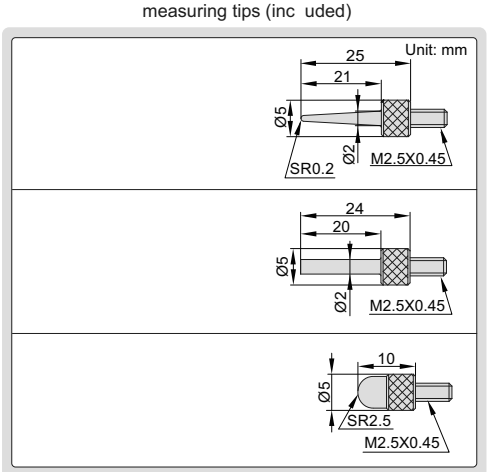

Code	Range	Resolution	Accuracy (20°C)	Measuring force	Output	Power supply	Base
1157-501	0~50mm	1μm/0.00005"	3μm	0.8~1.2N	USB	5V/1A (adapter or charge pa)	granite (f atness: 2μm)
1157-502	0~50mm	1μm/0.00005"	3μm	0.8~1.2N	USB	5V/1A (adapter or charge pa)	ceramic (f atness: 1μm)

STANDARD DELIVERY

Main unit	1 pc

OPTIONAL ACCESSORY

Contact point	code **6282**
Charge pal	**1155-5-POB**
Data output cable (including foot switch)	**1155-5-FOS**

https://precishop.hu

DATA OUTPUT

LARGE RANGE DIGITAL HEIGHT GAGE

- High stabi ity, high precision, high response speed (5000mm/s)
- High brightness LED disp ay
- Granite base f atness: 3μm

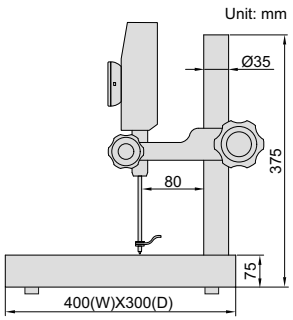

LED disp ay
on/off, zero
mm/inch

4

spind e ift knob
granite base

measuring tips (inc uded)

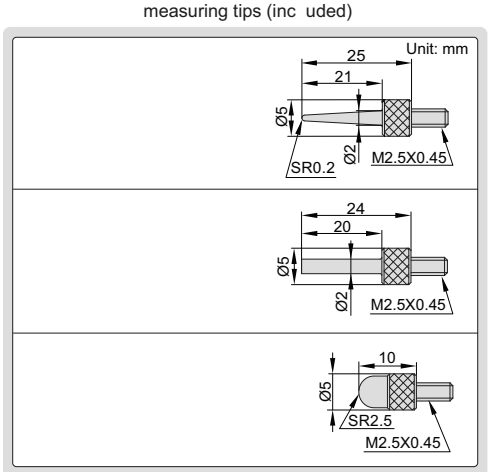

1158-100

power supp ied by charge pa

data transmitted to Exce without software; short press the foot switch to transmit data, ong press to zero

Code	Range	Resolution	Accuracy (20°C)	Measuring force	Output	Power supply
1158-100	0~100mm	0.1μm/0.000005" (can switch to: 1μm/0.00005")	3μm	0.8~1.2N	USB	5V/1A (adapter or charge pa)

STANDARD DELIVERY

Main unit	1 pc

OPTIONAL ACCESSORY

Contact point	code **6282**
Charge pal	**1155-5-POB**
Data output cable (including foot switch)	**1155-5-FOS**

DIAL INDICATOR STANDS

REFER TO PAGE 273~275 FOR DETAILS

6862-1001 **6864-250T** **6867-250**

https://precishop.hu

DIGITAL HEIGHT GAGES

DATA OUTPUT

- Non waterproof
- Reso ution: 0.01mm/0.0005"
- Buttons: on/off, zero, mm/inch, ABS/IN !, data ho d, TOL, set
- ABS/IN ! is for abso ute and incrementa measurement
- TOL is for to erance measurement
- !arbide tipped scriber
- Made of stain ess stee (except the base)
- LR44 battery, data output
- Supp ied with dia test indicator ho der
- Supp ied with dust cover (except**1150-1500/2000**)
- Optiona accessory: data output cab e
  (code **7302-SPC7** page 13, keyboard format),
  wire ess data transmission
  (transmitter code **7315-1150 need receiver** page 6),
  c amp for protractors (code **2372-CLAMP**, for **1150-300**)

scriber (inc uded)

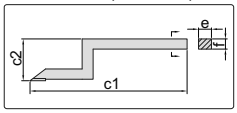

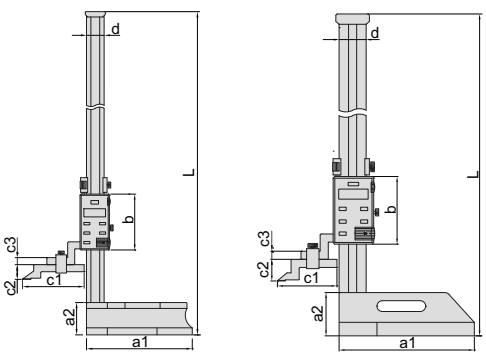

1150-1000 **1150-500** **1150-300**

c amp for protractors(**optional**)
for **1150-300**

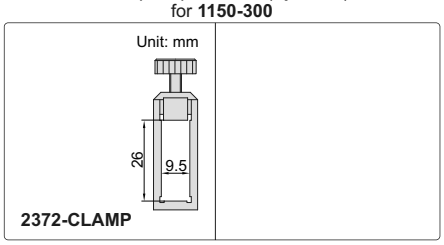

dia test indicator ho der (inc uded)

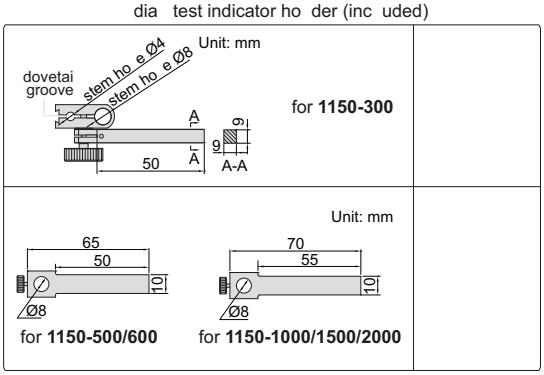

Code	Range	Type	Accuracy	L	a1	a2	b	c1	c2	c3	d	e	f
1150-300	0-300mm/0-12"	A	±0.04mm	485mm	138mm	45mm	95mm	80mm	30mm	10mm	28mm	9mm	9mm
1150-500	0-500mm/0-20"	B	±0.06mm	720mm	180mm	55mm	95mm	103mm	25mm	12mm	30mm	10mm	12mm
1150-600	0-600mm/0-24"	B	±0.06mm	820mm	180mm	55mm	95mm	103mm	25mm	12mm	30mm	10mm	12mm
1150-1000	0-1000mm/0-40"	!	±0.08mm	1275mm	250mm	80mm	125mm	110mm	39mm	15mm	50mm	10mm	15mm
1150-1500	0-1500mm/0-60"	!	±0.12mm	1790mm	280mm	80mm	125mm	110mm	39mm	15mm	50mm	10mm	15mm
1150-2000	0-2000mm/0-80"	!	±0.16mm	2290mm	280mm	80mm	125mm	110mm	39mm	15mm	50mm	10mm	15mm

https://precishop.hu

DIGITAL HEIGHT GAGES WITH DRIVING WHEEL

INSPECTION CERTIFICATE

POPULAR MODEL

DATA OUTPUT

- Non waterproof
- Reso ution: 0.01mm/0.0005"
- Buttons: on/off, zero, mm/inch, preset +, preset -, ABS/IN !
- Automatic power off, move the digita unit to turn on power
- !arbide tipped scriber
- Made of stain ess stee
- Battery !R2032
- Data output
- Supp ied with dust cover
- With dia test indicator ho der
- Optiona accessory: data output cab e (code **7302-22** page 12), wire ess data transmission (transmitter code **7315-22 need receiver** page 4), c amp for protractors (code **2372-CLAMP**)

supporting rod

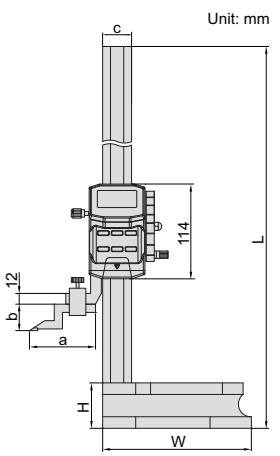

scriber (inc uded)

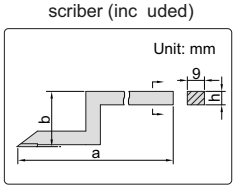

front side

1156-300 **1156-1000**

dia test indicatorho der (inc uded)

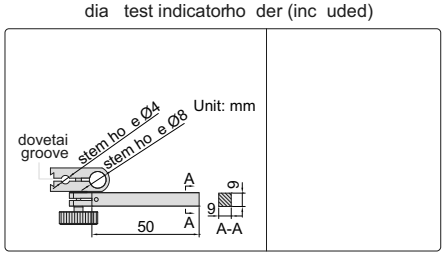

c amp for protractors(**optional**)

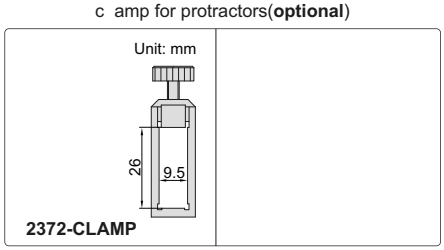

Code	Range	Accuracy	L	W	H	a	b	c	h
1156-300*	0-300mm/0-12"	±0.03mm	515mm	180mm	55mm	80mm	30mm	35mm	9mm
1156-600*	0-600mm/0-24"	±0.05mm	815mm	180mm	55mm	80mm	30mm	35mm	9mm
1156-1000*	0-1000mm/0-40"	±0.07mm	1220mm	265mm	70mm	92mm	48mm	40mm	12mm

*Supp ied with manufacturer inspection certificate

https://precishop.hu

DIGITAL HEIGHT GAGES

DATA OUTPUT

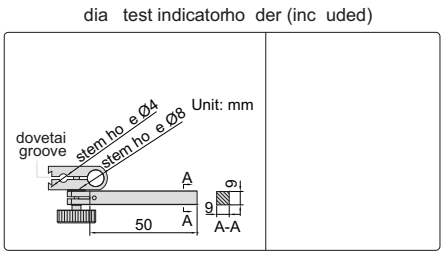

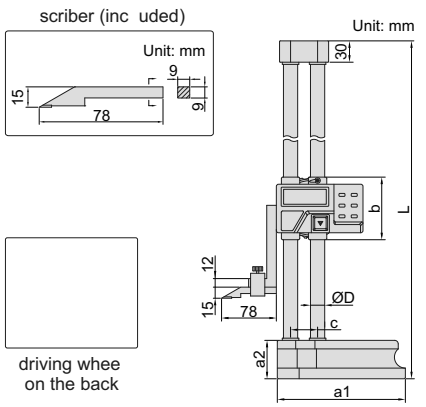

- Non waterproof
- Reso ution: 0.01mm/0.0005"
- Buttons: on/off, zero, mm/inch, data ho d, ABS/IN !, preset
- ABS/IN ! is for abso ute and incrementa measurement
- Automatic power off, move the digita unit to turn on power
- !arbide tipped scriber
- Made of stain ess stee
- Battery !R2032, data output
- With driving whee
- With dia test indicator ho der
- Supp ied with dust cover
- Optiona accessory: data output cab e (code **7302-1151** page 13, keyboard format), wire ess data transmission (transmitter code **7315-1151 need receiver** page 6), c amp for protractors (code**2372-CLAMP**)

1151-300A

c amp for protractors(**optional**)

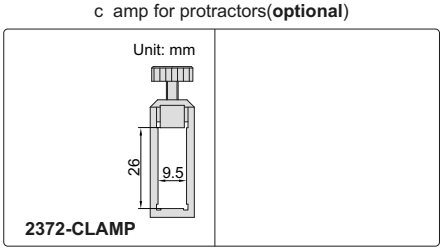

(mm)

Code	Range	Accuracy	L	a1	a2	b	c	ØD
1151-300A	0-300mm/0-12"	±0.04mm	475	135	43	84	33	15
1151-450A	0-450mm/0-18"	±0.05mm	660	180	54	88	38	20
1151-600A	0-600mm/0-24"	±0.05mm	810	180	54	88	38	20

DIAL HEIGHT GAGES

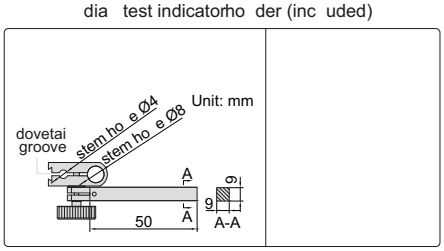

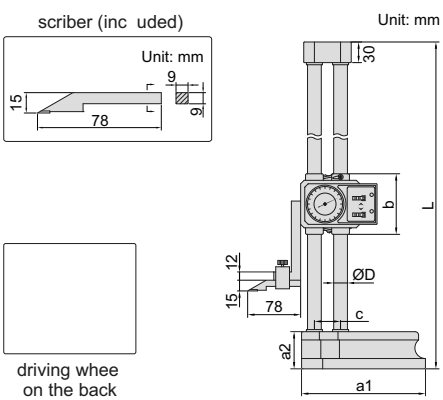

- Dia indicator graduation: 0.01mm
- One counter reads in the p us direction and another in the minus direction, so incrementa measurement can be made in either direction
- !arbide tipped scriber
- Made of stain ess stee (except the base)
- With driving whee
- With dia test indicator ho der
- Supp ied with dust cover
- Optiona accessory: c amp for protractors (code **2372-CLAMP**)

1351-300

c amp for protractors(**optional**)

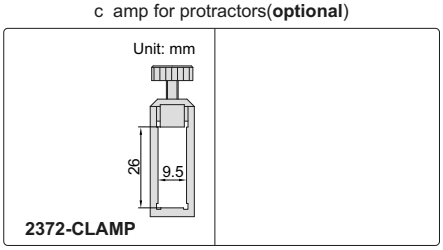

(mm)

Code	Range	Accuracy	L	a1	a2	b	c	ØD
1351-300	0-300mm	±0.04mm	475	135	43	84	33	15
1351-450	0-450mm	±0.05mm	660	180	54	88	38	20
1351-600	0-600mm	±0.05mm	810	180	54	88	38	20

https://precishop.hu

MINI DIGITAL HEIGHT GAGES

DATA OUTPUT

- Non waterproof
- Reso ution: 0.01mm/0.0005"
- Buttons: on/off, zero, mm/inch
- Automatic power off, move the digita unit to turn on power
- !arbide tipped scriber
- With fine adjustment
- Made of stain ess stee
- Battery !R2032
- Optiona accessory: dia test indicator ho der (code**7151-CL1**)

1154-150

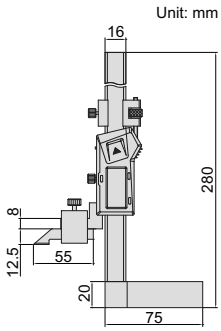

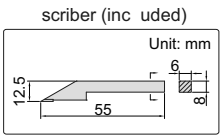

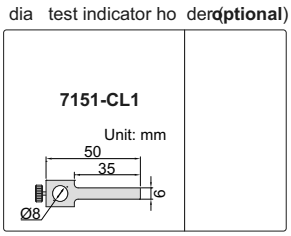

With data interface (data output cable code 7315-21 need receiver page 4, **7302-21** page 12, **optional)**

Code	Range	Accuracy
1154-150	0-150mm/0-6"	±0.03mm

Built-in wireless (receiver code 7315-2/3/6/7/8/9 is required)

Code	Range	Accuracy
1154-150WL	0-150mm/0-6"	±0.03mm

MINI VERNIER HEIGHT GAGES

- Graduation: 0.02mm/0.001"
- !arbide tipped scriber
- Made of stain ess stee (except the base)
- Satin chrome p ated sca e
- Optiona accessory: dia test indicator ho der (code**7151-CL1**)

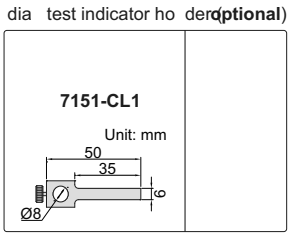

(mm)

Code	Range	Accuracy	L	a	b	d
1253-150	0-150mm/0-6"	±0.03mm	265	75	57	16
1253-200	0-200mm/0-8"	±0.03mm	325	90	70	20

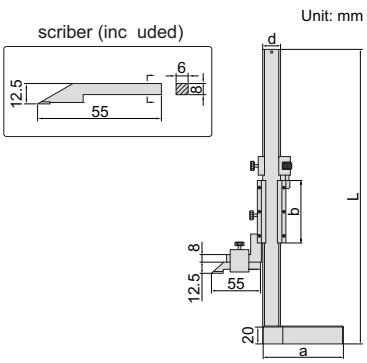

1253-200

VERNIER HEIGHT GAGES

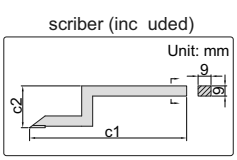

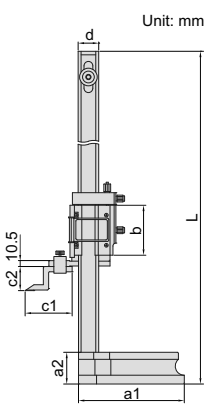

- Graduation: 0.02mm/0.001"
- Adjustab e main sca e to set zero
- !arbide tipped scriber
- Made of stain ess stee (except the base)
- Satin chrome p ated sca e
- Supp ied with magnifier
- With fine adjustment
- Supp ied with dust cover
- Optiona accessory: dia test indicator ho der (code**6293-6**), c amp for protractors (code **2372-CLAMP**)

1250-300

(mm)

Code	Range	Accuracy	L	a1	a2	b	c1	c2	d
1250-300	0-300mm/0-12"	±0.04mm	545	135	43	75	80	30	28
1250-450	0-450mm/0-18"	±0.05mm	720	180	54	85	80	41	35
1250-600	0-600mm/0-24"	±0.05mm	870	180	54	85	80	41	35

c amp for protractors(**optional**)

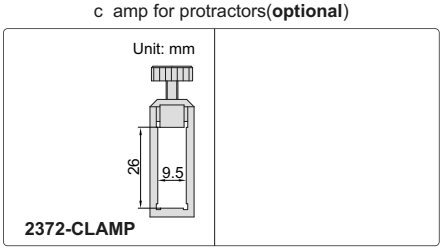

dia test indicatorho der (**optional**)

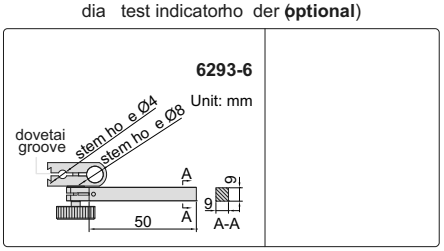

https://precishop.hu

VERNIER HEIGHT GAGES (BASIC TYPE)

- Graduation: 0.02mm/0.001"
- !arbide tipped scriber
- Made of stain ess stee (except the base)
- Satin chrome p ated sca e
- With dia test indicator ho der
- Supp ied with dust cover

POPULAR MODEL

dia test indicatorho der (inc uded)

Unit: mm

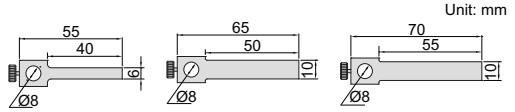

for **1251-200/300** for **1251-500** for **1251-1000/ 1500/2000**

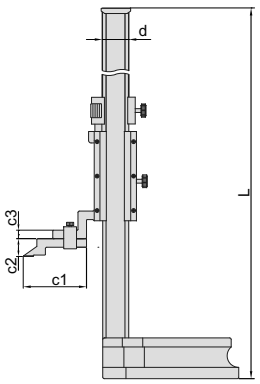

1251-200

scriber (inc uded)

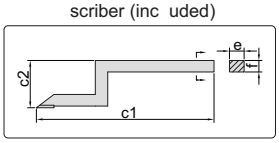

(mm)

Code	Range	Accuracy	L	c1	c2	c3	d	e	f
1251-200	0-200mm/0-8"	±0.03mm	370	76	25	10	23	6	8
1251-300	0-300mm/0-12"	±0.04mm	470	76	25	10	23	6	8
1251-500	0-500mm/0-20"	±0.05mm	720	105	25	12	30	10	12
1251-1000	0-1000mm/0-40"	±0.07mm	1275	110	39	15	50	10	15
1251-1500	0-1500mm/0-60"	±0.11mm	1790	110	39	15	50	10	15
1251-2000	0-2000mm/0-80"	±0.14mm	2290	110	39	15	50	10	15

SCRIBERS FOR HEIGHT GAGES

- !arbide tipped

Code	For height gages	Type	c1	c2	D	E
7150-SC2	1150-500, 1150-600	A	103mm	25mm	10mm	12mm
7150-SC3	1150-1000, 1150-1500, 1150-2000	A	110mm	39mm	10mm	15mm
7150-SC4	1351-300, 1351-450, 1351-600, 1151-300A, 1151-450A, 1151-600A	B	78mm	15mm	9mm	9mm
7150-SC6	1250-300, 1156-300, 1156-600, 1150-300	A	80mm	30mm	9mm	9mm
7150-SC7	1250-450, 1250-600	A	80mm	41mm	9mm	9mm
7150-SC9	1253-150, 1253-200, 1154-150	B	55mm	12.5mm	6mm	8mm
7150-SC10	1156-1000	A	92mm	48mm	9mm	12mm

7150-SC3

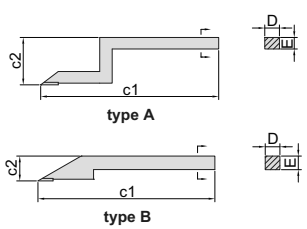

CALIPER/HEIGHT GAGE CHECKERS

REFER TO PAGE 332 FOR DETAILS

horizonta use

vertica use

6884-300

https://precishop.hu

Carbon Fiber Comparison Gages
Page 94

Comparison Gages
Page 95-96

Internal And External Diameter
Comparison Instruments
Page 97-98



Outside Diameter Measuring Stands
Page 99

https://precishop.hu

CAR +ON FI +ER COMPARISON GAGES

CARBON FIBER RODS, LIGHT WEIGHT, NOT EASY TO DEFORM, NO TEMPERATURE EXPAND, SUITABLE FOR THIN-WALL WORKPIECES AND LARGE-SIZE WORKPIECES

ca bon ibe od

ixed s ppo t

adj stable depth

digital indicator is optional

measure outer diameter

ca bon ibe od

ixed s ppo t

digital indicator is optional

adj stable depth

measure inside diameter 6
minimum diameter is 220mm

2931-D1000 +

5

- Meas e o te diamete, inside diamete , holes distance and cylind ical wo kpiece length
- Ca bon ibe ods, light weight, not easy to de o m, no tempe at e expand
- Optional accesso y: cylinde gage blocks (code**4001**), digital indicato s (code**2138-25SP/2139-25SP/2103-25SP/2104-25SP**)

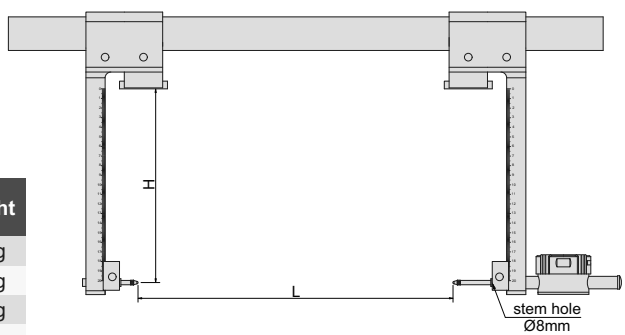

Code	Maximum measuring range (L)	Measuring depth (H)	Repeatability	Weight
2931-D1000A	1000mm	0-100mm	5μm	2.0kg
2931-D1000 +	1000mm	0-200mm	10μm	2.3kg
2931-D1000C	1000mm	0-300mm	25μm	2.6kg
2931-D1500A	1500mm	0-100mm	8μm	2.3kg
2931-D1500 +	1500mm	0-200mm	15μm	2.6kg
2931-D1500C	1500mm	0-300mm	30μm	2.9kg
2931-D2000A	2000mm	0-100mm	10μm	2.6kg
2931-D2000 +	2000mm	0-200mm	20μm	2.9kg
2931-D2000C	2000mm	0-300mm	35μm	3.2kg
2931-D2500A	2500mm	0-100mm	12μm	2.9kg
2931-D2500 +	2500mm	0-200mm	25μm	3.2kg
2931-D2500C	2500mm	0-300mm	50μm	3.5kg
2931-D3000A	3000mm	0-100mm	14μm	3.2kg
2931-D3000 +	3000mm	0-200mm	30μm	3.5kg
2931-D3000C	3000mm	0-300mm	60μm	3.8kg
2931-D4000A	4000mm	0-100mm	16μm	3.8kg
2931-D4000 +	4000mm	0-200mm	35μm	4.1kg
2931-D4000C	4000mm	0-300mm	65μm	4.4kg
2931-D5000A	5000mm	0-100mm	25μm	4.4kg
2931-D5000 +	5000mm	0-200mm	40μm	4.7kg
2931-D5000C	5000mm	0-300mm	70μm	5.0kg
2931-D6000A	6000mm	0-100mm	28μm	8.4kg
2931-D6000 +	6000mm	0-200mm	50μm	8.8kg
2931-D6000C	6000mm	0-300mm	80μm	9.2kg
2931-D7000A	7000mm	0-100mm	30μm	9.2kg
2931-D7000 +	7000mm	0-200mm	55μm	9.6kg
2931-D7000C	7000mm	0-300mm	100μm	10kg
2931-D8000A	8000mm	0-100mm	32μm	10kg
2931-D8000 +	8000mm	0-200mm	60μm	10.4kg
2931-D8000C	8000mm	0-300mm	110μm	10.8kg
2931-D9000A	9000mm	0-100mm	35μm	10.7kg
2931-D9000 +	9000mm	0-200mm	70μm	11.1kg
2931-D9000C	9000mm	0-300mm	120μm	11.5kg

application

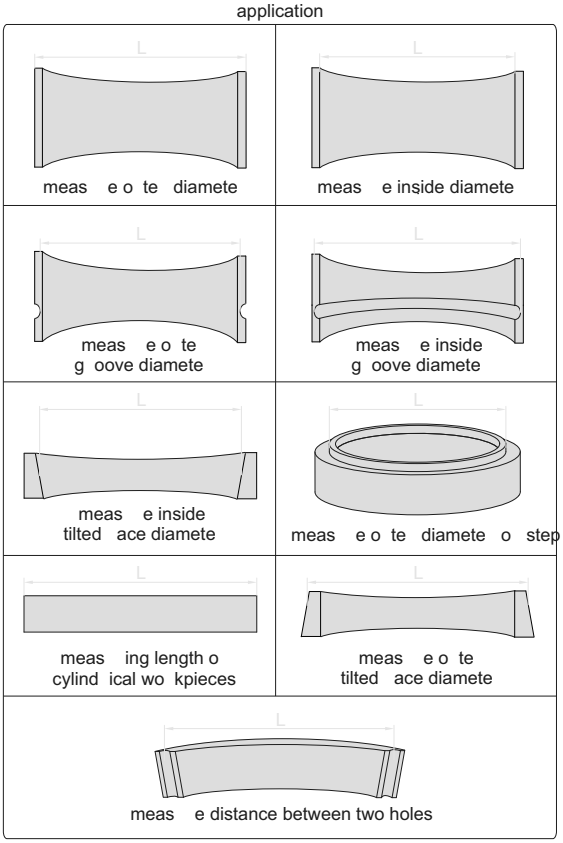

https://precishop.hu

CUSTOMIZABLE MEASURING JAWS AND POINTS

digital indicator is optional

measure external diameter 2252-110

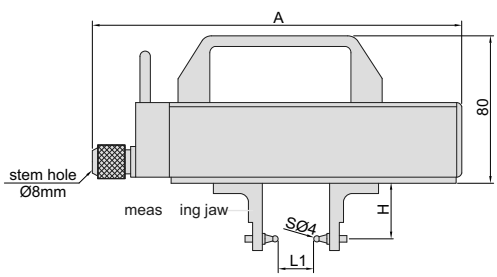

2252-101, 2252-102, 2252-110 and 2252-120

digital indicator is optional

measure internal diameter 2252-220

Unit: mm

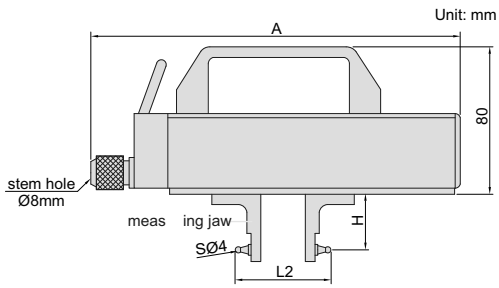

2252-201, 2252-202, 2252-210 and 2252-220

- Meas e exte nal diamete, inte nal diamete and ove -pin diamete o gea s
- Total ange o movable point: 8mm, eective ange o movable point: ±2mm
- Optional accesso y: digital indicato (code **2138-10F**), gage block g ade 1 (**4101-** + se ies)

Measure external diameter

Code	Range of external diameter (L1)	Accuracy*	Repeatability	A	H
2252-101	0-100mm/0-4"	±5μm	1μm	245mm	40mm
2252-102	0-170mm/0-6.6"	±5μm	1μm	315mm	40mm
2252-110	0-100mm/0-4"	±5μm	2μm	245mm	60mm
2252-120	0-170mm/0-6.6"	±5μm	2μm	315mm	60mm

Measure internal diameter

Code	Range of external diameter (L2)	Accuracy*	Repeatability	A	H
2252-201	20-130mm/0.8-5.1"	±5μm	1μm	195mm	40mm
2252-202	20-200mm/0.8-7.8"	±5μm	1μm	265mm	40mm
2252-210	20-130mm/0.8-5.1"	±5μm	2μm	195mm	60mm
2252-220	20-200mm/0.8-7.8"	±5μm	2μm	265mm	60mm

*Within ±2mm e ective ange

exte nal diamete meas ement application

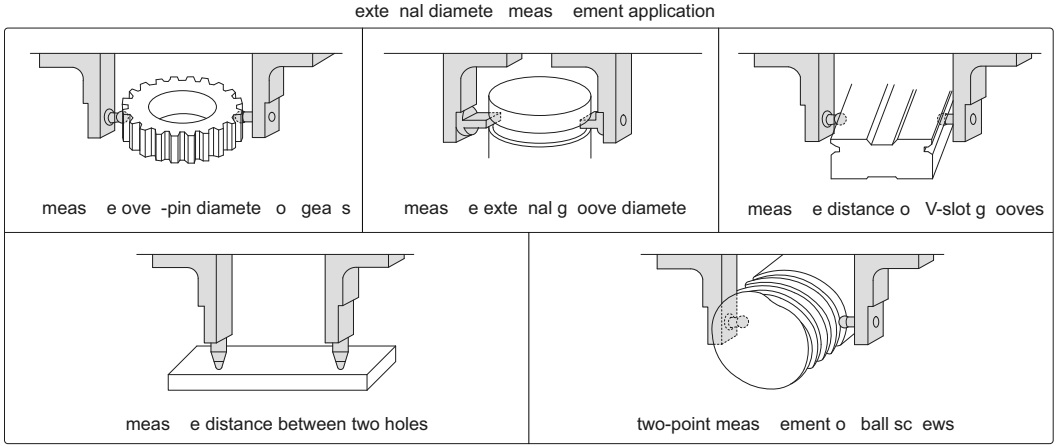

To be contin ed

https://precishop.hu

Contin ed om p evio s page

inte nal diamete meas ement application

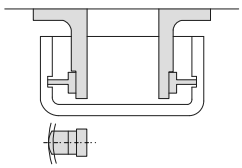

meas e inte nal g oove diamete

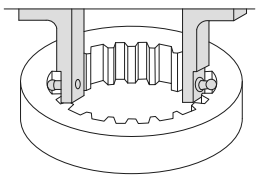

meas e majo diamete at the missing teeth o inte nal spline

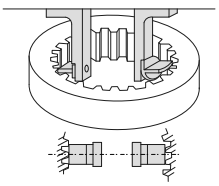

meas e mino diamete o inte nal odd teeth

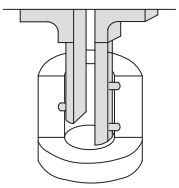

th ee-point meas ement o ball splines and ball n ts

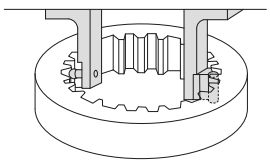

ball/cylinde points meas ement o inte nal spline ove -pin diamete

c stomizable points

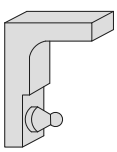

ball point

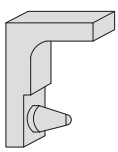

ball point

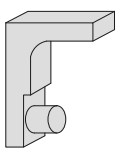

lat point

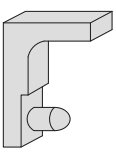

shell type point

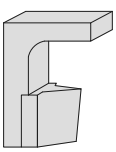

exte nal th ead mino diamete point

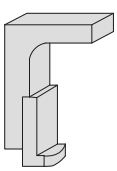

shallow hole point

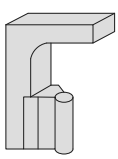

cylind ical point o gea

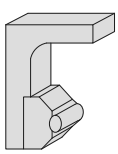

cylind ical point o gea

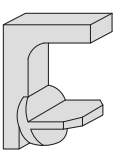

exte nal g oove point

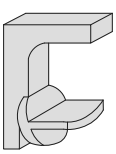

inte nal g oove point

c stomizable meas ing jaws

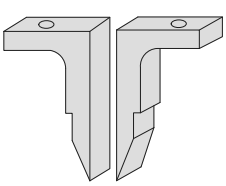

width meas ing jaws

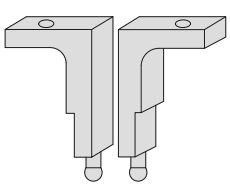

shallow hole distance meas ing jaws

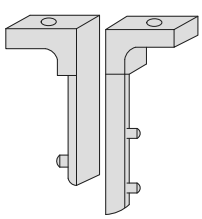

ball splines/n ts meas ing jaws

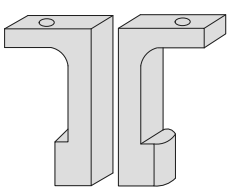

one-piece meas ing jaws

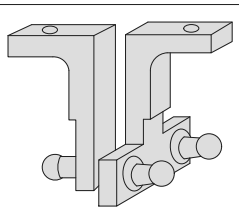

th ee-point meas ing jaws

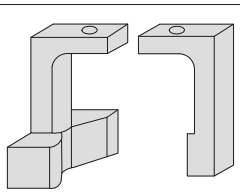

majo diamete meas ing jaws o odd teeth

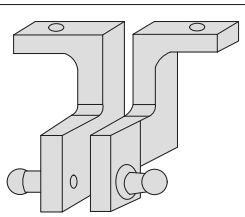

eccent ic meas ing jaws

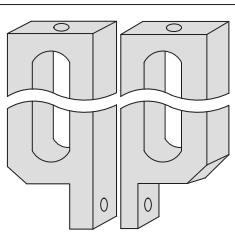

special shaped meas ing jaws

https://precishop.hu

INTERNAL AND EXTERNAL DIAMETER COMPARISON INSTRUMENT

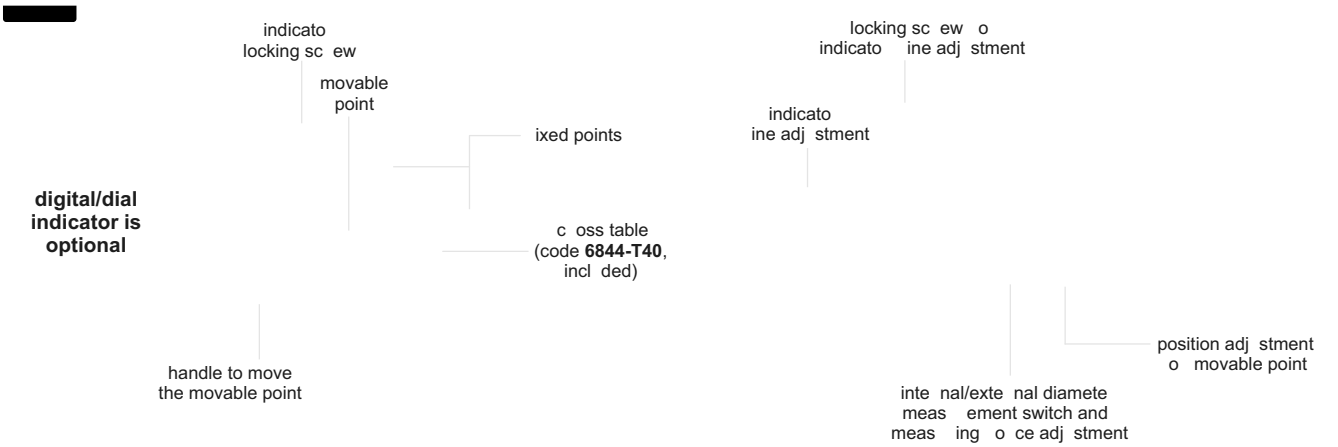

- Meas e inte nal/exte nal diamete va iation and tape
- Total ange o movable point: 2mm,
  e ective ange o movable point: ±0.1mm
- G oove p obes and disc p obes a e incl ded
- Optional accesso y: Ø28mm/Ø8mm b sh (code **6843-** +**8**),
  c oss table, 0.001mm digital/dial indicato s,
  high p ecision digital indicato s (code **2140-6**, **2140-6WL**)

Unit: mm

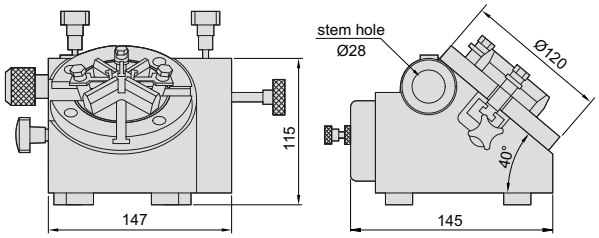

Code	Applicable holding stem	Range of internal diameter	Range of external diameter	Accuracy	Repeatability
6844-100	Ø28mm	20-100mm/0.8-3.9"	15-80mm/0.6-3.1"	±0.001mm	0.001mm

c oss table (wo king with
g oove p obes)

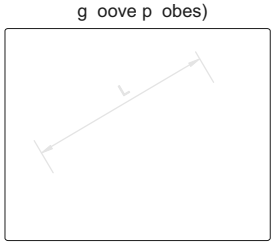

Cross table

Code	L	Remark
6844-T40	40mm	incl ded
6844-T80	80mm	**optional**
6844-T100	100mm	**optional**

disc p obes (incl ded)



g oove p obe (incl ded)

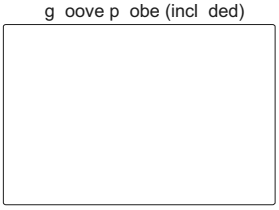

g oove p obes to meas e
small inte nal diamete and inte nal g oove diamete

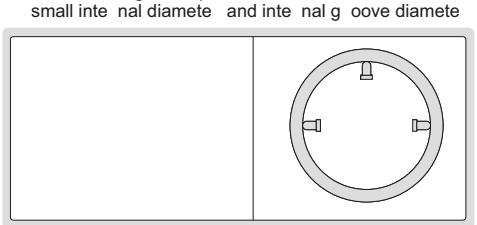

disc p obes to meas e la ge inte nal diamete

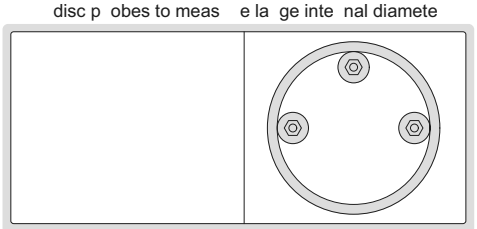

Ø28mm/Ø8mm bush (optional)

application

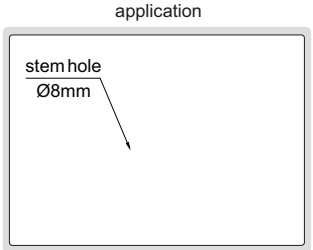

disc p obes to meas e exte nal diamete

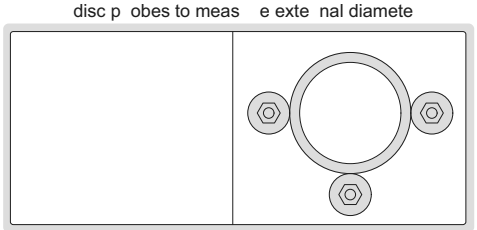

Code
6843- +**8**

https://precishop.hu

INTERNAL AND EXTERNAL DIAMETER COMPARISON INSTRUMENT

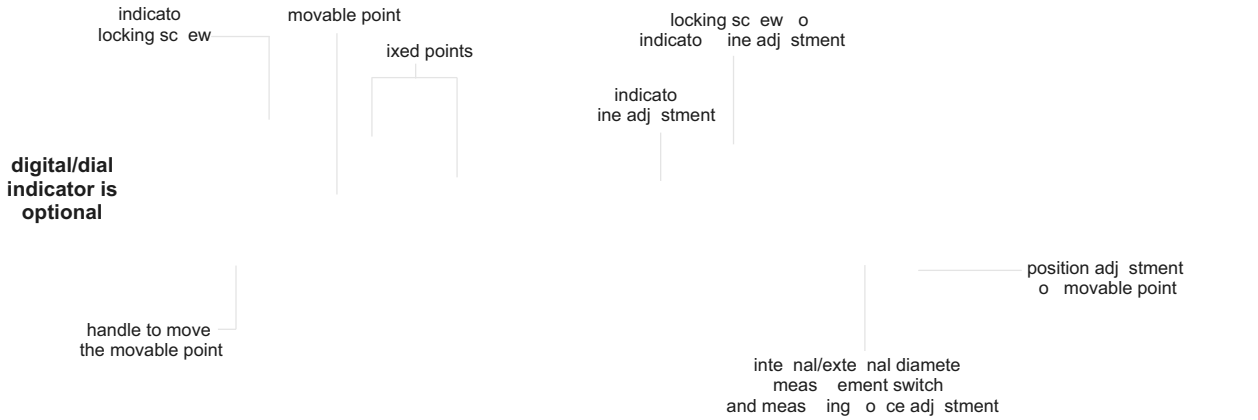

5

- Meas e inte nal/exte nal diamete, va iation and tape
- Total ange o movable point: 2mm,
  e ective angeo movable point: ±0.1mm
- Optional accesso y: Ø28 mm/Ø8 mm b sh (code **6843- +8**),
  0.001mm digital/dial indicato s,
  high p ecision digital indicato s (code **2140-6**, **2140-6WL**)

Unit: mm

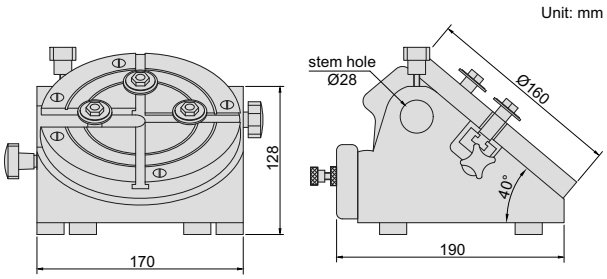

inte nal diamete meas ement

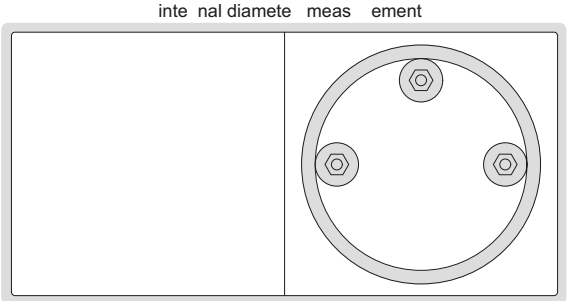

exte nal diamete meas ement

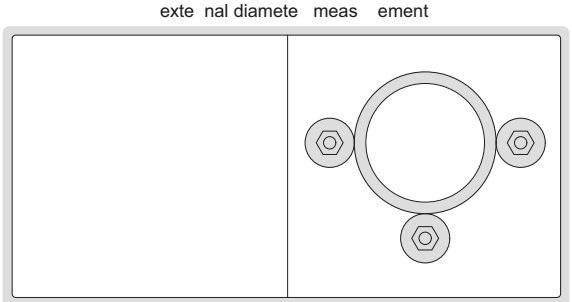

Code	Applicable holding stem	Range of internal diameter	Range of external diameter	Accuracy	Repeatability
6843-140	Ø28mm	50-140mm/2-5.5"	30-120mm/1.2-4.7"	±0.001mm	0.001mm

Ø28mm/Ø8mm bush (optional)

application

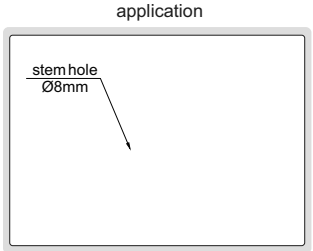

Code
6843- +8

https://precishop.hu

OUTSIDE DIAMETER MEASURING STAND

digital/dial indicator is optional

meas ing base (code **6847-A100**, incl ded)

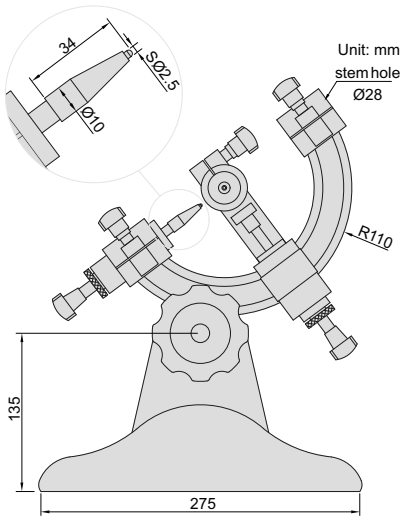

6847-50

- To meas e diamete and o ndness o cylinde s and steel balls
- S pplied with meas ing base (code **6847-A100**)
- Optional accesso y: Ø28mm/Ø8mm b sh (code **6843-** +**8**), 0.001mm digital/dial indicato s, high p ecision digital indicato s (code **2140-6**, **2140-6WL**), gage blocks (**4101** se ies, o ze o setting o cylinde s), c stom pl g gages (o ze o setting o cylinde s), ce amic standa d balls (**4190** se ies, o ze o setting o steel balls)

Code	Range of outside diameter	Accuracy	Repeatability
6847-50	1.5-50mm/0.06-2"	±0.001mm	0.0005mm

Measuring base

Code	Diameter	Remark
6847-A10	10mm	**optional**
6847-A20	20mm	**optional**
6847-A30	30mm	**optional**
6847-A40	40mm	**optional**
6847-A50	50mm	**optional**
6847-A60	60mm	**optional**
6847-A70	70mm	**optional**
6847-A75	75mm	**optional**
6847-A80	80mm	**optional**
6847-A90	90mm	**optional**
6847-A100	100mm	incl ded

Ø28mm/Ø8mm bush (optional)

Code
6843- +8

application

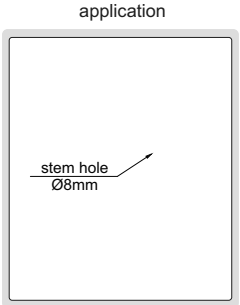

https://precishop.hu

Digital Micrometers/Snap Gages
Page 102-105

Digital Micrometers
Page 106-111

Outside Micrometers
Page 112-117

Large Outside Micrometers
Page 117-121

Limit Micrometers
Page 121

Indicating Micrometers
Page 122

Micrometers With Dial Indicator
Page 123-125

Groove Micrometers
Page 125


3-wires
Page 126


Screw Thread Micrometers
Page 127-130


Gear Tooth Micrometers
Page 131-133


Point Micrometers
Page 134-135

Gear Root Diameter Micrometers
Page 136


+lade Micrometers
Page 137-139


rimp Height Micrometers
Page 140


Spline Micrometers
Page 140-142


Tube Micrometers
Page 143-145

Dis - +ra -e Micrometers
Page 146

Sheet Metal Micrometers
Page 146-147


Interchangeable Anvil Micrometers
Page 147-148

https://precishop.hu

Large Anvil Micrometers
Page 148

V-anvil Micrometers
Page 149

Universal Micrometers
Page 150

aliper Type Micrometers
Page 151

Jaw Type Micrometers
Page 152

Dis - Micrometers
Page 153-156

Sheet Metal Micrometers
Page 157

Micrometers For Hot Plate
Page 157

Hub Micrometers
Page 157

Wire Micrometers
Page 158

an Seam Micrometers
Page 158

Optical Parallels
Page 158

Parallelism Inspect Devices
For Outside Micrometers
Page 159

Micrometer Measuring
Force Detectors
Page 159

Micrometer Inspection
Gage +loc - Sets
Page 159

Micrometer Stands
Page 159-160

Micrometer Setting
Standards
Page 161

Micrometer Lapping
Machines
Page 162-163

Micrometer Heads
Page 163-167

https://precishop.hu

DIGITAL MICROMETERS/SNAP GAGES

ONE TURN OF SLEEVE MAKES 10MM SPINDLE FEED, PRESS THE FORK, THE SPINDLE RETRACTS 3MM

MEASUREMENT ACCURACY IS NOT AFFECTED BY THE USE OF SLEEVE

IP65 WATERPROOF

DATA OUTPUT

ABSOLUTE ENCODER, THE ORIGINAL DATA REMAINS AFTER POWER OFF

ATTENTION: RECHARGEABLE BATTERY, FOR 24 HOURS CONTINUOUS WORKING

NON-ROTATING SPINDLE

INSPECTION CERTIFICATE

POPULAR MODEL

VIDEO

spindle retr ct

spindle retr ct fork

Unit: mm

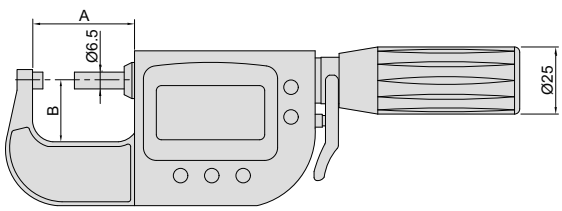

3358-25

l rm when over toler nce

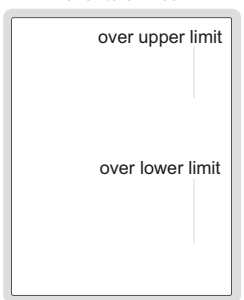

wireless receiver **2134-R1, 2134-R2 (optional)**



- Absolute encoder, the origin l d t rem ins fter power off
- esolution: 0.001mm/0.00005"
- One turn of sleeve m kes 10mm spindle feed
- Me surement ccur cy is not ffected by the use of sleeve
- Press the fork, the spindle retr cts 3mm
- C rbide spindle nd nvil
- Me suring force 5-10N
- Button function: d t output, toler nce, d t preset, d t hold, me suring direction ch nge, m x./min./TI , power off time, on/off, zero, mm/inch
- Supplied with g ge blocks for zero setting (except 0-25mm/0-1")
- Power: rech rge ble b ttery, for 24 hours continuous working

With data interface
Option l ccessory:
wireless tr nsmitter, code **7315-3350 need receiver** p ge 6
d t output c ble (keybo rd form t), code **7302-3350** p ge 13

Code	Range	Accuracy	Repeatability	Measuring faces		A	B
				flatness	parallelism		
3358-25*	0-25mm/0-1"	2μm	1μm	0.5μm	1.2μm	38mm	24mm
3358-50*	25-50mm/1-2"	2μm	1μm	0.5μm	1.2μm	64mm	32.5mm
3358-75*	50-75mm/2-3"	3μm	1μm	0.5μm	1.8μm	89mm	46mm
3358-100*	75-100mm/3-4"	3μm	1μm	0.5μm	1.8μm	114mm	60mm

Built-in wireless
Option l ccessory:
wireless receiver (keybo rd form t, connect up to 15 digit l indic tors), code **2134-R1**
wireless receiver (seri l port form t, connect up to 15 digit l indic tors), code **2134-R2**

Code	Range	Accuracy	Repeatability	Measuring faces		A	B
				flatness	parallelism		
3358-25WL*	0-25mm/0-1"	2μm	1μm	0.5μm	1.2μm	38mm	24mm
3358-50WL*	25-50mm/1-2"	2μm	1μm	0.5μm	1.2μm	64mm	32.5mm
3358-75WL*	50-75mm/2-3"	3μm	1μm	0.5μm	1.8μm	89mm	46mm
3358-100WL*	75-100mm/3-4"	3μm	1μm	0.5μm	1.8μm	114mm	60mm

*Supplied with m nuf cturer inspection certific te

https://precishop.hu

HIGH PRECISION DIGITAL MICROMETERS/SNAP GAGES

ONE TURN OF SLEEVE MAKES 10MM SPINDLE FEED, PRESS THE FORK, THE SPINDLE RETRACTS 3MM

MEASUREMENT ACCURACY IS NOT AFFECTED BY THE USE OF SLEEVE

IP65 WATERPROOF

DATA OUTPUT

ABSOLUTE ENCODER, THE ORIGINAL DATA REMAINS AFTER POWER OFF

ATTENTION: RECHARGEABLE BATTERY, FOR 24 HOURS CONTINUOUS WORKING

NON-ROTATING SPINDLE

INSPECTION CERTIFICATE

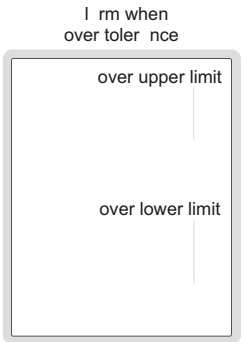

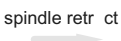



3359-25

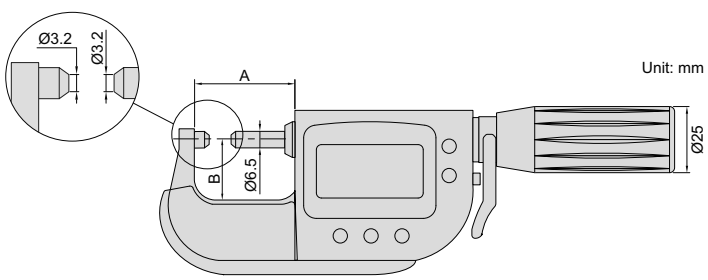

- Absolute encoder, the origin l d t rem ins fter power off
- esolution: 0.0001mm/0.00001"
- One turn of sleeve m kes 10mm spindle feed
- Me surement ccur cy is not ffected by the use of sleeve
- Press the fork, the spindle retr cts 3mm
- C rbide spindle nd nvil
- Me suring force 5-10N
- Button function: d t output, toler nce, d t preset, d t hold, me suring direction ch nge, m x./min./Tl , power off time, on/off, zero, mm/inch
- Power: rech rge ble b ttery, for 24 hours continuous working

With data interface
Option l ccessory:
wireless tr nsmitter, code **7315-3350 need receiver** p ge 6
d t output c ble (keybo rd form t), code **7302-3350** p ge 13

Code	Range	Accuracy	Repeatability	Measuring faces		A	B
				flatness	parallelism		
3359-25*	0-25mm/0-1"	±0.5μm	0.3μm	0.3μm	0.6μm	38mm	24mm

Built-in wireless
Option l ccessory:
wireless receiver (keybo rd form t, connect up to 15 digit l indic tors), code **2134-R1**
wireless receiver (seri l port form t, connect up to 15 digit l indic tors), code **2134-R2**

Code	Range	Accuracy	Repeatability	Measuring faces		A	B
				flatness	parallelism		
3359-25WL*	0-25mm/0-1"	±0.5μm	0.3μm	0.3μm	0.6μm	38mm	24mm

*Supplied with m nuf cturer inspection certific te

https://precishop.hu

HIGH PRECISION DIGITAL MICROMETERS/SNAP GAGES (ADVANCED TYPE)

ONE TURN OF SLEEVE MAKES 5MM SPINDLE FEED, PRESS THE FORK, THE SPINDLE RETRACTS 3MM

MEASUREMENT ACCURACY IS NOT AFFECTED BY THE USE OF SLEEVE

IP65 WATERPROOF

DATA OUTPUT

ATTENTION: RECHARGEABLE BATTERY, FOR 24 HOURS CONTINUOUS WORKING

NON-ROTATING SPINDLE

ABSOLUTE ENCODER, THE ORIGINAL DATA REMAINS AFTER POWER OFF

INSPECTION CERTIFICATE

VIDEO

spindle retr ct

- Absolute encoder, the origin l d t rem ins fter power off
- Adjust ble resolution: 0.0002mm/0.00001"
  0.001mm/0.00005"
  0.01mm/0.0005"
- One turn of sleeve m kes 5mm spindle feed
- Me surement ccur cy is not ffected by the use of sleeve
- Press the fork, the spindle retr cts 3mm
- Line r b ll be rings for ten million times use
- C rbide spindle nd nvil
- Me suring force 7-10N
  Customiz ble me suring force r nge 2-12N
  Attention: sm ll me suring force will reduce the dustproof nd w terproof level
- Button function: d t output, toler nce, d t preset, d t hold, me suring direction ch nge, m x./min./TI , power off time, on/off, zero, mm/inch, djust resolution
- Supplied with g ge blocks for zero setting (except 0-25mm/0-1")
- Power: rech rge ble b ttery, for 24 hours continuous working

spindle retr ct fork

3350-25

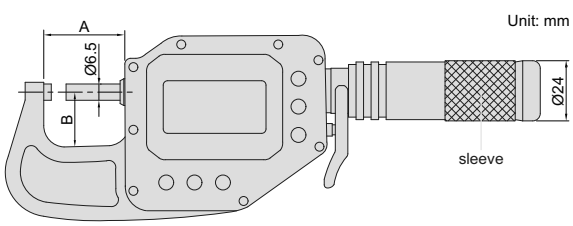

Unit: mm

With data interface
Option l ccessory:
wireless tr nsmitter, code **7315-3350 need receiver** p ge 6
d t output c ble (keybo rd form t), code **7302-3350** p ge 13

Code	Range	Accuracy	Repeatability	Measuring faces		A	B
				flatness	parallelism		
3350-25*	0-25mm/0-1"	1.4μm	0.6μm	0.5μm	1μm	38mm	24mm
3350-50*	25-50mm/1-2"	1.6μm	1μm	0.5μm	1μm	63mm	28mm
3350-75*	50-75mm/2-3"	1.8μm	1μm	0.5μm	1μm	88mm	45mm
3350-100*	75-100mm/3-3.95"	2μm	1μm	0.5μm	1μm	113mm	57mm

l rm when over toler nce

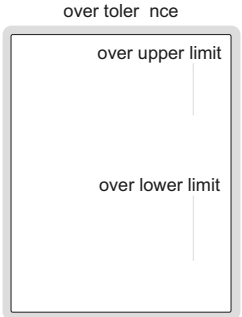

Built-in wireless
Option l ccessory:
wireless receiver (keybo rd form t, connect up to 15 digit l indic tors), code **2134-R1**
wireless receiver (seri l port form t, connect up to 15 digit l indic tors), code **2134-R2**

Code	Range	Accuracy	Repeatability	Measuring faces		A	B
				flatness	parallelism		
3350-25WL	0-25mm/0-1"	1.4μm	0.6μm	0.5μm	1μm	38mm	24mm
3350-50WL*	25-50mm/1-2"	1.6μm	1μm	0.5μm	1μm	63mm	28mm
3350-75WL	50-75mm/2-3"	1.8μm	1μm	0.5μm	1μm	88mm	45mm
3350-100WL*	75-100mm/3-3.95"	2μm	1μm	0.5μm	1μm	113mm	57mm

wireless receiver
2134-R1, 2134-R2 (optional)



*Supplied with m nuf cturer inspection certific te

https://precishop.hu

HIGH PRECISION DIGITAL MICROMETERS/SNAP GAGES

IP65 WATERPROOF

ABSOLUTE ENCODER, THE ORIGINAL DATA REMAINS AFTER POWER OFF

ONE TURN OF SLEEVE MAKES 5MM SPINDLE FEED, PRESS THE FORK, THE SPINDLE RETRACTS 3MM

ATTENTION: RECHARGEABLE BATTERY, FOR 24 HOURS CONTINUOUS WORKING

NON-ROTATING SPINDLE

DATA OUTPUT

MEASUREMENT ACCURACY IS NOT AFFECTED BY THE USE OF SLEEVE

INSPECTION CERTIFICATE

spindle retr ct

spindle retr ct fork

- Absolute encoder, the origin l d t rem ins fter power off
- Adjust ble resolution: 0.0002mm/0.00001"
  (when the re ding exceeds 100mm, the resolution is utom tic lly switched to 0.001mm)
  0.001mm/0.00005"
  0.01mm/0.0005
- One turn of sleeve m kes 5mm spindle feed
- Me surement ccur cy is not ffected by the use of sleeve
- Press the fork, the spindle retr cts 3mm
- Line r b ll be rings for ten million times use
- C rbide spindle nd nvil
- Me suring force 5-8N
  Customiz ble me suring force r nge 2-12N
  Attention: sm ll me suring force will reduce the dustproof nd w terproof level
- Button function: d t output, toler nce, d t preset, d t hold, me suring direction ch nge, m x./min./TI , power off time, on/off, zero, mm/inch, djust resolution
- Supplied with g ge blocks for zero setting
- Power: rech rge ble b ttery, for 24 hours continuous working

3351-275

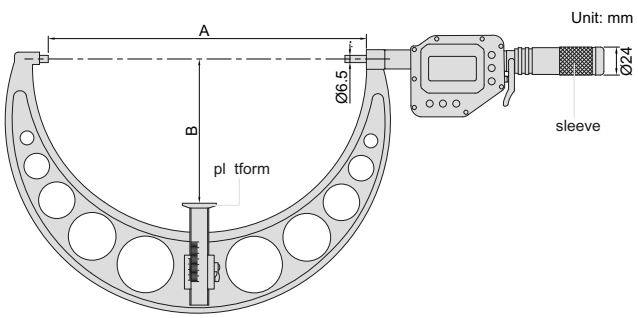

g ge blocks for zero setting (included)

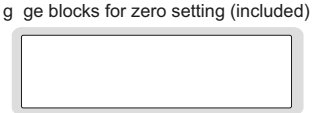

With data interface
Option l ccessory:
wireless tr nsmitter, code **7315-3350 need receiver** p ge 6
d t output c ble (keybo rd form t), code **7302-3350** p ge 13

VIDEO

Code	Range	Accuracy	Repeatability	Measuring faces		A	B
				flatness	parallelism		
3351-125*	100-125mm/4-5"	3μm	1μm	0.5μm	2μm	128mm	62.5mm
3351-150*	125-150mm/5-6"	3μm	1μm	0.5μm	2μm	153mm	75mm
3351-175*	150-175mm/6-7"	4μm	1μm	0.5μm	2.5μm	178mm	87.5mm
3351-200*	175-200mm/7-8"	4μm	1μm	0.5μm	2.5μm	203mm	100mm
3351-225*	200-225mm/8-9"	5μm	1μm	0.5μm	3μm	228mm	112.5mm
3351-250*	225-250mm/9-10"	5μm	1μm	0.5μm	3μm	253mm	125mm
3351-275*	250-275mm/10-11"	6μm	1μm	0.5μm	3.5μm	278mm	137.5mm
3351-300*	275-300mm/11-12"	6μm	1μm	0.5μm	3.5μm	303mm	150mm

l rm when over toler nce



Built-in wireless
Option l ccessory:
wireless receiver (keybo rd form t, connect up to 15 digit l indic tors), code **2134-R1**
wireless receiver (seri l port form t, connect up to 15 digit l indic tors), code **2134-R2**

Code	Range	Accuracy	Repeatability	Measuring faces		A	B
				flatness	parallelism		
3351-125WL*	100-125mm/4-5"	3μm	1μm	0.5μm	2μm	128mm	62.5mm
3351-150WL*	125-150mm/5-6"	3μm	1μm	0.5μm	2μm	153mm	75mm
3351-175WL*	150-175mm/6-7"	4μm	1μm	0.5μm	2.5μm	178mm	87.5mm
3351-200WL*	175-200mm/7-8"	4μm	1μm	0.5μm	2.5μm	203mm	100mm
3351-225WL*	200-225mm/8-9"	5μm	1μm	0.5μm	3μm	228mm	112.5mm
3351-250WL*	225-250mm/9-10"	5μm	1μm	0.5μm	3μm	253mm	125mm
3351-275WL*	250-275mm/10-11"	6μm	1μm	0.5μm	3.5μm	278mm	137.5mm
3351-300WL*	275-300mm/11-12"	6μm	1μm	0.5μm	3.5μm	303mm	150mm

wireless receiver
2134-R1, 2134-R2 (optional)



*Supplied with m nuf cturer inspection certific te

https://precishop.hu

NON-ROTATING SPINDLE DIGITAL MICROMETERS

INSIZE PLUS
MADE IN EU OPE

INSPECTION CERTIFICATE

QUICK MEASUREMENT
ONE TURN OF SLEEVE OR RATCHET
STOP MAKES 2mm SPINDLE FEED

LEVER FORCE MEASURING DEVICE
SUITABLE FOR MASS MEASUREMENT

IP65
WATERPROOF

NON-ROTATING
SPINDLE

DATA
OUTPUT

Unit: mm

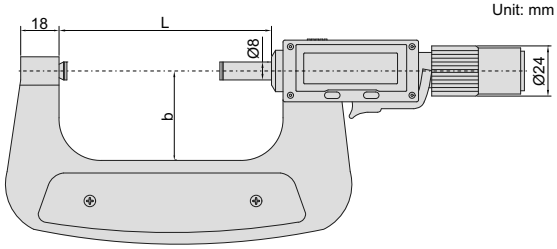

3632-80A

- Adjust ble resolution: 0.01mm/0.0005", 0.001mm/0.00005", 0.0005mm/0.00002"
- epe t bility: 1 µm
- Measuring force: 5-10N
- Lever force measuring device, suitable for mass measurement
- No-rotating spindle, suitable for measuring cylindrical workpiece
- Quick measurement: one turn of sleeve or ratchet stop makes 2mm spindle feed
- Carbide measuring faces
- Data output
- Button function: mm/inch, max./min. value tracking, preset value, hold, on/off, zero
- Ratchet sets force measurement
- CR2032 battery, automatic power off
- Supplied with setting standards (except 0-30mm/0-1.18")
- Optional accessory: data output cable
  (code **7315-80 need receiver** page 5, **7302-80**)

lever force me suring device

press the lever force me suring device, the spindle retr cted 1.5mm (MAX). rele se the force me suring device, the spindle extends, cont cts the me sured workpiece, nd the me sured force is const nt

spindle retr ction
1.5mm (MAX)

push down

(mm)

Code	Range	Accuracy		L	b
		stroke≤25mm	stroke>25mm		
3632-30A	0-30mm/0-1.18"	±2µm	±3µm	38	24
3632-55A*	25-55mm/0.98-2.17"	±2µm	±3µm	63	30.5
3632-80A	50-80mm/1.97-3.15"	±3µm	±4µm	88	44
3632-105A*	75-105mm/2.95-4.13"	±3µm	±4µm	113	57
3632-130A	100-130mm/3.94-5.12"	±3µm	±5µm	138	70
3632-155A*	125-155mm/4.92-6.1"	±3µm	±5µm	163	83
3632-180A	150-180mm/5.91-7.09"	±4µm	±6µm	188	96
3632-205A*	175-205mm/6.89-8.07"	±4µm	±6µm	213	109
3632-230A	200-230mm/7.87-9.06"	±4µm	±6µm	238	122
3632-255A*	225-255mm/8.86-10.04"	±4µm	±6µm	268	135
3632-280A	250-280mm/9.84-11.02"	±5µm	±7µm	293	147.5
3632-305A*	275-305mm/10.83-12.01"	±5µm	±7µm	318	160

*Supplied with m nuf cturer inspection certific te

https://precishop.hu

HIGH PRECISION NON-ROTATING SPINDLE DIGITAL MICROMETERS

INSIZE PLUS
MADE IN EU OPE

QUICK MEASUREMENT
ONE TURN OF SLEEVE OR RATCHET STOP MAKES 2MM SPINDLE FEED

ATTENTION: SETTING STANDARDS ARE NOT INCLUDED

IP65 WATERPROOF | NON-ROTATING SPINDLE | DATA OUTPUT | STROKE 30mm

Unit: mm

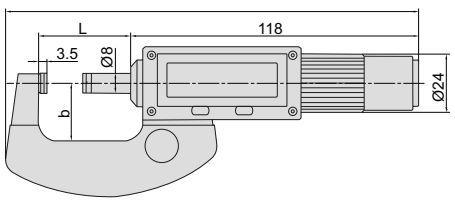

3661-30

- Adjustable resolution: 0.01mm/0.0005", 0.001mm/0.00005", 0.0005mm/0.00002"
- Repeatability: 0.5μm
- Measuring force: 5-10N
- Flatness of measuring faces: 0.3μm
- Parallelism of measuring faces: 0.5μm
- Ratchet stop
- Non-rotating spindle, suitable for cylinders
- Quick measurement: one turn of sleeve or ratchet stop makes 2mm spindle feed
- Carbide measuring faces
- Data output
- Button function: mm/inch, max./min. value tracking, preset value, hold, on/off, zero
- CR 2032 battery
- Automatic power off, turn the sleeve to turn on
- Optional accessory: setting standards (code **7386**), data output cable (code **7315-80 need receiver** page 5, **7302-80**)

(mm)

Code	Range	Accuracy		L	a	b
		stroke ≤25mm	stroke >25mm			
3661-30	0-30mm/0-1.18"	±2μm	±3μm	38	169	24
3661-55	25-55mm/0.98-2.17"	±2μm	±3μm	63	195	30.5
3661-80	50-80mm/1.97-3.15"	±3μm	±4μm	88	228	44
3661-105	75-105mm/2.95-4.13"	±3μm	±4μm	113	257	57
3661-130	100-130mm/3.94-5.12"	±3μm	±5μm	138	289	70
3661-155	125-155mm/4.92-6.1"	±3μm	±5μm	163	315	83
3661-180	150-180mm/5.91-7.09"	±4μm	±6μm	188	340	96
3661-205	175-205mm/6.89-8.07"	±4μm	±6μm	213	363	109
3661-230	200-230mm/7.87-9.06"	±4μm	±6μm	238	388	122
3661-255	225-255mm/8.86-10.04"	±4μm	±6μm	268	429	135
3661-280	250-280mm/9.84-11.02"	±5μm	±7μm	293	454	147.5
3661-305	275-305mm/10.83-12.01"	±5μm	±7μm	318	479	160

https://precishop.hu

WATERPROOF DIGITAL OUTSIDE MICROMETERS (WITH DATA OUTPUT)

POPULAR MODEL

DATA OUTPUT

IP65 WATERPROOF

INSPECTION CERTIFICATE

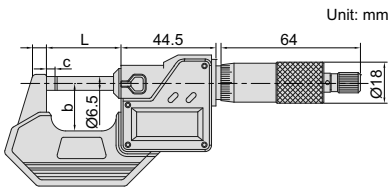

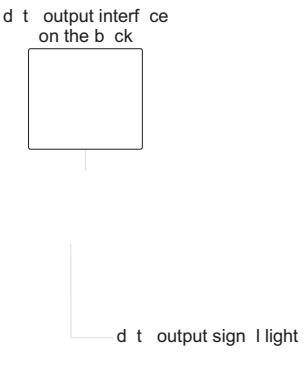

3101-25A

- IP65 dust/w terproof
- Button function: on/off, set, mm/inch, d t tr nsmit
- Autom tic power off
- C rbide me suring f ces
- Supplied with spheric l nvil
- Setting st nd rds re included (except 0-25mm/0-1")
- Option l ccessory: d t output c ble
  (code **7315-31 need receiver** p ge 4, **7302-31** p ge 12)

6

Metric/Inch type (ratchet stop) **(mm)**

Code	Range	Resolution	Accuracy	L	a	b	c
3101-25A	0-25mm/0-1"	0.001mm/0.00005"	±2μm	34.5	6	25	3
3101-50A*	25-50mm/1-2"	0.001mm/0.00005"	±2μm	59.5	8	32	3
3101-75A*	50-75mm/2-3"	0.001mm/0.00005"	±3μm	84.5	8	44.5	3
3101-100A*	75-100mm/3-4"	0.001mm/0.00005"	±3μm	109.5	8	57	3
3101-125A	100-125mm/4-5"	0.001mm/0.00005"	±3μm	135	10	70	3
3101-150A	125-150mm/5-6"	0.001mm/0.00005"	±3μm	160.5	10	82	3
3101-175A	150-175mm/6-7"	0.001mm/0.00005"	±4μm	186	12	94.5	5.5
3101-200A	175-200mm/7-8"	0.001mm/0.00005"	±4μm	211.5	12	107	5.5
3101-225A	200-225mm/8-9"	0.001mm/0.00005"	±4μm	236	23	129.5	5.5
3101-250A	225-250mm/9-10"	0.001mm/0.00005"	±4μm	261.5	23	142.5	5.5
3101-275A	250-275mm/10-11"	0.001mm/0.0001"	±5μm	287	23	155	5.5
3101-300A	275-300mm/11-12"	0.001mm/0.0001"	±5μm	312.5	23	167.5	5.5

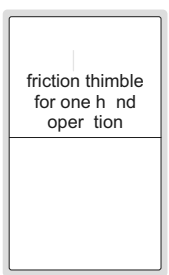

Metric/Inch type (friction thimble) **(mm)**

Code	Range	Resolution	Accuracy	L	a	b	c
3101-25FA	0-25mm/0-1"	0.001mm/0.00005"	±2μm	34.5	6	25	3

Metric type (ratchet stop) **(mm)**

Code	Range	Resolution	Accuracy	L	a	b	c
3101-25AJ	0-25mm	0.001mm	±2μm	34.5	6	25	3
3101-50AJ*	25-50mm	0.001mm	±2μm	59.5	8	32	3
3101-75AJ	50-75mm	0.001mm	±3μm	84.5	8	44.5	3
3101-100AJ*	75-100mm	0.001mm	±3μm	109.5	8	57	3

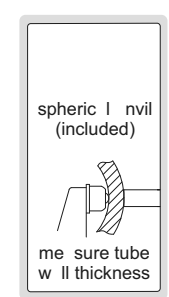

Set (ratchet stop type)

Code	Range	Micrometers included	Packaging
3101-753A*	0-75mm/0-3"	3101-25A, 3101-50A, 3101-75A	blow mould c se
3101-1004A*	0-100mm/0-4"	3101-25A, 3101-50A, 3101-75A, 3101-100A	blow mould c se
3101-1506A	0-150mm/0-6"	3101-25A, 3101-50A, 3101-75A, 3101-100A, 3101-125A, 3101-150A	luminum box
3101-3006A	150-300mm/6-12"	3101-175A, 3101-200A, 3101-225A, 3101-250A, 3101-275A, 3101-300A	luminum box

*Supplied with m nuf cturer inspection certific te

3101-753A **3101-1506A**

https://precishop.hu

WATERPROOF DIGITAL OUTSIDE MICROMETERS (WITHOUT DATA OUTPUT)

IP65 WATERPROOF

ATTENTION: NO DATA OUTPUT

INSPECTION CERTIFICATE

3108-25A

- esolution 0.001mm/0.00005"
- IP65 dust/w terproof
- Button function: on/off, set, mm/inch, ABS/INC
- No d t output
- Autom tic power off
- C rbide me suring f ces
- Supplied with spheric l nvil
- Setting st nd rds re included (except 0-25mm/0-1")

Unit: mm

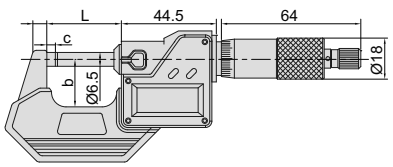

Ratchet stop type (mm)

Code	Range	Accuracy	L	a	b	c
3108-25A*	0-25mm/0-1"	±2μm	34.5	6	25	3
3108-50A*	25-50mm/1-2"	±2μm	59.5	8	32	3
3108-75A*	50-75mm/2-3"	±3μm	84.5	8	44.5	3
3108-100A*	75-100mm/3-4"	±3μm	109.5	8	57	3
3108-125A	100-125mm/4-5"	±3μm	135	10	70	3
3108-150A	125-150mm/5-6"	±3μm	160.5	10	82	3
3108-175A	150-175mm/6-7"	±4μm	186	12	94.5	5.5
3108-200A	175-200mm/7-8"	±4μm	211.5	12	107	5.5

r tchet stop

spheric l nvil (included)

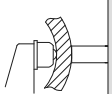

me sure tube w ll thickness

Friction thimble type (mm)

Code	Range	Accuracy	L	a	b	c
3108-25FA*	0-25mm/0-1"	±2μm	34.5	6	25	3

friction thimble for one h nd oper tion

3108-753A

3108-1506A

Set

Code	Range	Micrometers included	Packaging
3108-753A*	0-75mm/0-3"	3108-25A, 3108-50A, 3108-75A	blow mould c se
3108-1004A*	0-100mm/0-4"	3108-25A, 3108-50A, 3108-75A, 3108-100A	blow mould c se
3108-1506A	0-150mm/0-6"	3108-25A, 3108-50A, 3108-75A, 3108-100A, 3108-125A, 3108-150A	luminum box

*Supplied with m nuf cturer inspection certific te

https://precishop.hu

DIGITAL OUTSIDE MICROMETERS (BASIC TYPE, WITH DATA OUTPUT)

INSPECTION CERTIFICATE

DATA OUTPUT

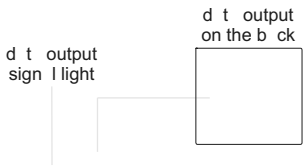

3102-25

6

- esolution 0.001mm/0.00005"
- Button function: on/off, set, mm/inch, d t tr nsmit
- Autom tic power off
- C rbide me suring f ces
- Friction thimble
- Supplied with spheric l nvil
- Setting st nd rds re included (except 0-25mm/0-1")
- Option l ccessory: d t output c ble (code **7315-30 need receiver** p ge 4, **7302-30** p ge 12)

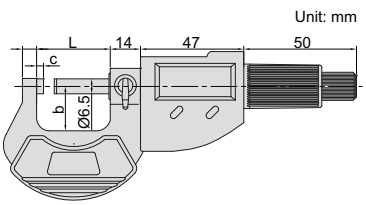

Individual (mm)

Code	Range	Accuracy	L	a	b	c
3102-25*	0-25mm/0-1"	±2μm	32	6	24	3
3102-50*	25-50mm/1-2"	±2μm	57	8	32	3
3102-75*	50-75mm/2-3"	±3μm	82	8	45	3
3102-100*	75-100mm/3-4"	±3μm	107	10	57	3
3102-125	100-125mm/4-5"	±3μm	133	10	70	3
3102-150	125-150mm/5-6"	±3μm	158	10	82	3
3102-175	150-175mm/6-7"	±4μm	183	12	95	5.5
3102-200	175-200mm/7-8"	±4μm	209	12	107	5.5

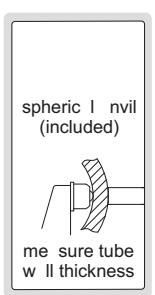

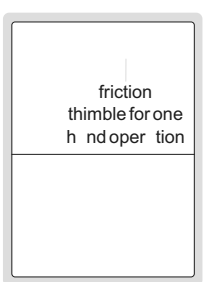

3102-753A

3102-1506A

Set

Code	Range	Micrometers included	Packaging
3102-753A*	0-75mm/0-3"	3102-25, 3102-50, 3102-75	blow mould c se
3102-1004A*	0-100mm/0-4"	3102-25, 3102-50, 3102-75, 3102-100	blow mould c se
3102-1506A	0-150mm/0-6"	3102-25, 3102-50, 3102-75, 3102-100, 3102-125, 3102-150	luminum box

*Supplied with m nuf cturer inspection certific te

https://precishop.hu

DIGITAL OUTSIDE MICROMETERS (BASIC TYPE, WITHOUT DATA OUTPUT)

POPULAR MODEL

INSPECTION CERTIFICATE

- esolution 0.001mm/0.00005"
- Button function: on/off, set, mm/inch, ABS/INC
- No d t output
- Autom tic power off
- C rbide me suring f ces
- Friction thimble
- Supplied with spheric l nvil
- Setting st nd rds re included (except 0-25mm/0-1")

ATTENTION: NO DATA OUTPUT

Individual

Code	Range	Accuracy	L	a	b
3109-25A*	0-25mm/0-1"	±2μm	32mm	6mm	28mm
3109-50A*	25-50mm/1-2"	±2μm	57mm	8mm	37mm
3109-75A*	50-75mm/2-3"	±3μm	82mm	8mm	50mm
3109-100A*	75-100mm/3-4"	±3μm	107mm	10mm	61mm
3109-125A*	100-125mm/4-5"	±3μm	132mm	10mm	73mm
3109-150A*	125-150mm/5-6"	±3μm	157mm	10mm	85mm
3109-175A*	150-175mm/6-7"	±4μm	182mm	20mm	104mm
3109-200A*	175-200mm/7-8"	±4μm	207mm	20mm	117mm
3109-225A*	200-225mm/8-9"	±4μm	234mm	20mm	130mm
3109-250A*	225-250mm/9-10"	±4μm	260mm	20mm	143mm
3109-275A*	250-275mm/10-11"	±5μm	285mm	20mm	155mm
3109-300A*	275-300mm/11-12"	±5μm	310mm	20mm	168mm

Set

Code	Range	Micrometers included	Packaging
3109-753A*	0-75mm/0-3"	3109-25A, 3109-50A, 3109-75A	blow mould c se
3109-1004A*	0-100mm/0-4"	3109-25A, 3109-50A, 3109-75A, 3109-100A	blow mould c se
3109-1506A	0-150mm/0-6"	3109-25A, 3109-50A, 3109-75A, 3109-100A, 3109-125A, 3109-150A	luminum box
3109-3006A	150-300mm/6-12"	3109-175A, 3109-200A, 3109-225A, 3109-250A, 3109-275A, 3109-300A	luminum box

*Supplied with m nuf cturer inspection certific te

3109-25A

Unit: mm

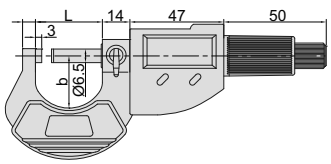

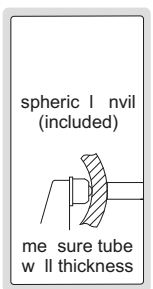

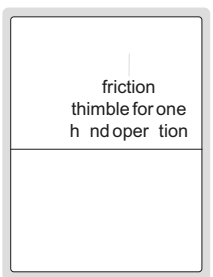

3109-753A **3109-1506A**

6

DIGITAL VERTICAL MICROMETERS

DATA OUTPUT IP65 WATERPROOF INSPECTION CERTIFICATE

- Me sure the thickness of pl tes for e sy re ding
- esolution 0.001mm/0.00005"
- IP65 dust/w terproof
- Button function: on/off, set, mm/inch, ABS/INC
- D t output
- Autom tic power off
- C rbide spindle tip
- tchet stop
- Supplied with setting st nd rds (except 0-25mm/0-1")
- Option l ccessory: d t output c ble (code **7315-30 need receiver** p ge 4, **7302-30** p ge 12)

Code	Range	Type	Accuracy	L	b
3565-25A*	0-25mm/0-1"	A	±2μm	34.5mm	25mm
3565-50A*	25-50mm/1-2"	A	±2μm	59.5mm	32mm
3565-25BA*	0-25mm/0-1"	B	±2μm	34.5mm	25mm
3565-50BA*	25-50mm/1-2"	B	±2μm	59.5mm	32mm

*Supplied with m nuf cturer inspection certific te

3565-25A

Unit: mm

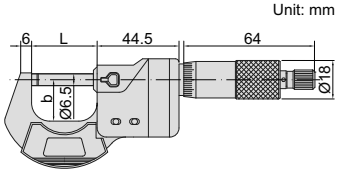

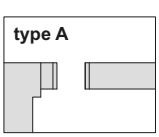

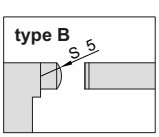

https://precishop.hu

OUTSIDE MICROMETERS

INSIZE PLUS
MADE IN EU OPE

ATTENTION: SETTING STANDARDS ARE NOT INCLUDED

INSPECTION CERTIFICATE

- Carbide easuring faces
- Graduation: 0.01
- Meet DIN863-1
- Friction thi ble
- Optional accessory: setting standards (code **7386**)

Code	Range	Accuracy	L	b
3701-25A	0-25	4μm	37	24
3701-50A*	25-50	4μm	62	34
3701-75A*	50-75	5μm	87	46
3701-100A*	75-100	5μm	112	60
3701-125A*	100-125	6μm	139	72
3701-150A*	125-150	6μm	164	85
3701-175A*	150-175	7μm	190	97
3701-200A*	175-200	7μm	215	110
3701-225A*	200-225	8μm	240	122
3701-250A*	225-250	8μm	264	135
3701-275A*	250-275	9μm	290	148
3701-300A*	275-300	9μm	315	160

*Supplied with anufacturer inspection certificate

3701-25A

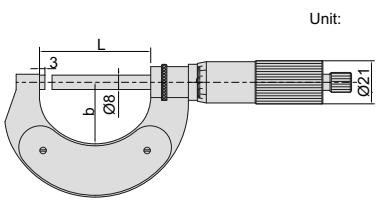

OUTSIDE MICROMETERS WITH 50mm RANGE

INSIZE PLUS
MADE IN EU OPE

ATTENTION: SETTING STANDARDS ARE NOT INCLUDED

LIGHT WEIGHT

- Graduation 0.01
- Ratchet stop
- One turn of sleeve akes 1 spindle feed
- Carbide easuring faces
- Optional accessory: setting standards (code **7386**)

(mm)

Code	Range	Type	Accuracy	L	b	Weight
3682-50	0-50	A	4μm	62	34	0.46kg
3682-100	50-100	A	5μm	112	60	0.62kg
3682-150	100-150	A	6μm	164	85	0.78kg
3682-200	150-200	A	7μm	215	110	1.03kg
3682-250	200-250	A	8μm	264	135	1.25kg
3682-300	250-300	A	9μm	315	160	1.45kg
3682-350	300-350	B	10μm	370	190	1.50kg
3682-400	350-400	B	11μm	430	220	1.80kg
3682-450	400-450	B	12μm	475	250	2.15kg
3682-500	450-500	B	13μm	530	273	2.30kg
3682-550	500-550	B	14μm	570	291	2.40kg
3682-600	550-600	B	14μm	630	323	3.00kg
3682-650	600-650	B	16μm	675	351	3.30kg
3682-700	650-700	B	16μm	730	378	3.70kg
3682-750	700-750	B	18μm	785	401	3.90kg
3682-800	750-800	B	18μm	830	423	4.10kg
3682-850	800-850	B	20μm	885	440	4.30kg
3682-900	850-900	B	20μm	930	473	4.90kg
3682-950	900-950	B	22μm	980	503	5.80kg
3682-1000	950-1000	B	22μm	1030	520	6.10kg

3682-50

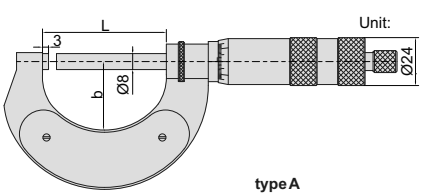

type A

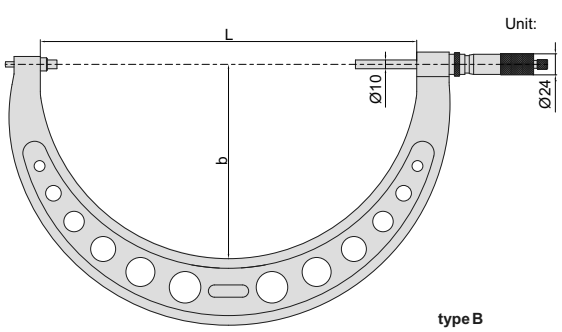

type B

https://precishop.hu

ATTENTION: SETTING STANDARDS ARE NOT INCLUDED

OUTSIDE MICROMETERS (GRADUATION 0.005mm)

INSIZE PLUS
MADE IN EU OPE

- Graduation 0.005
- Friction thi ble
- One turn of sleeve akes 0.5 spindle feed
- Carbide easuring faces
- Optional accessory: setting standards (code **7386**)

(mm)

Code	Range	Accuracy	L	b
3681-25	0-25	4μm	37	24
3681-50	25-50	4μm	62	34
3681-75	50-75	5μm	87	46
3681-100	75-100	5μm	112	60
3681-125	100-125	6μm	139	72
3681-150	125-150	6μm	164	85
3681-175	150-175	7μm	190	97
3681-200	175-200	7μm	215	110
3681-225	200-225	8μm	240	122
3681-250	225-250	8μm	264	135
3681-275	250-275	9μm	290	148
3681-300	275-300	9μm	315	160

3681-25

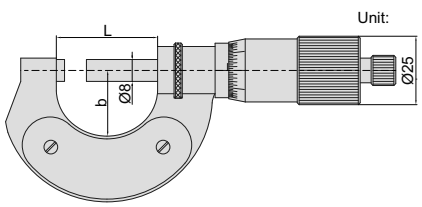

6

INSPECTION CERTIFICATE

OUTSIDE MICROMETERS

- Graduation 0.01
- Carbide easuring faces
- Meet DIN863-1
- Supplied with setting standards (except 0-25)

Individual

Code	Range	Accuracy	L	a	b
3202-25A*	0-25	4μm	32	6	24
3202-50A*	25-50	4μm	57	8	32
3202-75A*	50-75	5μm	82	8	45
3202-100A*	75-100	5μm	107	8	57
3202-125A	100-125	6μm	133	8	70
3202-150A	125-150	6μm	125	8	82
3202-175A	150-175	7μm	183	8	95
3202-200A	175-200	7μm	209	8	107

3202-25A

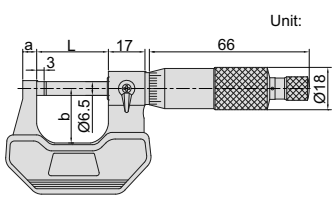

Set

Code	Range	Micrometers included
3202-753A*	0-75	3202-25A, 3202-50A, 3202-75A
3202-1004A*	0-100	3202-25A, 3202-50A, 3202-75A, 3202-100A
3202-1506A	0-150	3202-25A, 3202-50A, 3202-75A, 3202-100A 3202-125A, 3202-150A

*Supplied with anufacturer inspection certificate

https://precishop.hu

OUTSIDE MICROMETERS

POPULAR MODEL

INSPECTION CERTIFICATE

ratchet stop

friction thi ble for one hand operation

3203-25A

3203-1004A

3203-3006A

3203-50A

- Graduation: etric 0.01
  inch 0.0001"
- Carbide easuring faces
- Meet DIN863-1
- Supplied with setting standards (except 0-25 and 0-1")

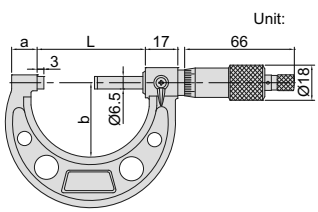

Metric (ratchet stop type)

Code	Range	Accuracy	L	a	b
3203-25A	0-25	±2μm	32	9	28
3203-50A*	25-50	±2μm	57	14	38
3203-75A	50-75	±2μm	82	15	49
3203-100A*	75-100	±3μm	107	15	60
3203-125A	100-125	±3μm	133	16.5	73
3203-150A	125-150	±3μm	158	16.5	85
3203-175A	150-175	±4μm	183	19.4	104
3203-200A	175-200	±4μm	209	19.4	117
3203-225A	200-225	±4μm	234	19.4	130
3203-250A	225-250	±5μm	260	19.4	142
3203-275A	250-275	±5μm	285	19.4	155
3203-300A	275-300	±5μm	310	19.4	168

Inch (ratchet stop type)

Code	Range	Accuracy	L	a	b
3203-1A*	0-1"	±0.0001"	1.260"	0.354"	1.102"
3203-2A*	1-2"	±0.0001"	2.244"	0.551"	1.496"
3203-3A*	2-3"	±0.0001"	3.228"	0.591"	1.929"
3203-4A*	3-4"	±0.00015"	4.213"	0.591"	2.362"
3203-5A*	4-5"	±0.00015"	5.236"	0.650"	2.874"
3203-6A*	5-6"	±0.00015"	6.220"	0.650"	3.346"
3203-7A	6-7"	±0.0002"	7.205"	0.764"	4.094"
3203-8A	7-8"	±0.0002"	8.228"	0.764"	4.606"
3203-9A	8-9"	±0.0002"	9.213"	0.764"	5.118"
3203-10A	9-10"	±0.00025"	10.236"	0.764"	5.591"
3203-11A	10-11"	±0.00025"	11.220"	0.764"	6.102"
3203-12A	11-12"	±0.00025"	12.205"	0.764"	6.614"

Metric micrometer set (ratchet stop type)

Code	Range	Micrometers included	Packaging
3203-753A*	0-75	3203-25A, 3203-50A, 3203-75A	blow ould case
3203-1004A*	0-100	3203-25A, 3203-50A, 3203-75A, 3203-100A	blow ould case
3203-1506A	0-150	3203-25A, 3203-50A, 3203-75A, 3203-100A, 3203-125A, 3203-150A	blow ould case
3203-3006A	150-300	3203-175A, 3203-200A, 3203-225A, 3203-250A, 3203-275A, 3203-300A	alu inu box
3203-3012A	0-300	3203-25A, 3203-50A, 3203-75A, 3203-100A, 3203-125A, 3203-150A 3203-175A, 3203-200A, 3203-225A, 3203-250A, 3203-275A, 3203-300A	alu inu box

Inch micrometer set (ratchet stop type)

Code	Range	Micrometers included	Packaging
3203-33A*	0-3"	3203-1A, 3203-2A, 3203-3A	blow ould case
3203-44A*	0-4"	3203-1A, 3203-2A, 3203-3A, 3203-4A	blow ould case
3203-66A*	0-6"	3203-1A, 3203-2A, 3203-3A, 3203-4A, 3203-5A, 3203-6A	blow ould case
3203-126A	6-12"	3203-7A, 3203-8A, 3203-9A, 3203-10A, 3203-11A, 3203-12A	alu inu box
3203-1212A	0-12"	3203-1A, 3203-2A, 3203-3A, 3203-4A, 3203-5A, 3203-6A, 3203-7A, 3203-8A, 3203-9A, 3203-10A, 3203-11A, 3203-12A	alu inu box

Inch (friction thimble type)

Code	Range	Accuracy	L	a	b
3203-1FA*	0-1"	±0.0001"	1.260"	0.354"	1.102"
3203-2FA*	1-2"	±0.0001"	2.244"	0.551"	1.496"
3203-3FA*	2-3"	±0.0001"	2.244"	0.591"	1.929"

*Supplied with anufacturer inspection certificate

https://precishop.hu

INSPECTION CERTIFICATE

1μm GRADUATION OUTSIDE MICROMETERS

- Graduation 0.001
- Carbide easuring faces
- Meet DIN863-1
- Supplied with setting standards (except 0-25)

ratchet stop

friction thi ble for one hand operation

3210-25A

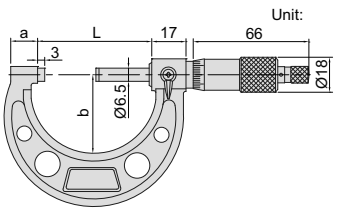

Ratchet stop type (mm)

Code	Range	Accuracy	L	a	b
3210-25A	0-25	4μm	32	9	28
3210-50A*	25-50	4μm	57	14	38
3210-75A*	50-75	5μm	82	15	49
3210-100A*	75-100	5μm	107	15	60
3210-125A*	100-125	6μm	133	16.5	73
3210-150A*	125-150	6μm	158	16.5	85
3210-175A*	150-175	7μm	183	19.4	104
3210-200A*	175-200	7μm	209	19.4	117

Friction thimble type (mm)

Code	Range	Accuracy	L	a	b
3210-25FA*	0-25	4μ	32	9	28
3210-50FA*	25-50	4μ	57	14	38

*Supplied with anufacturer inspection certificate

Micrometer set (ratchet stop type)

Code	Range	Micrometers included
3210-753A*	0-75	3210-25A, 3210-50A, 3210-75A
3210-1004A*	0-100	3210-25A, 3210-50A, 3210-75A, 3210-100A
3210-1506A*	0-150	3210-25A, 3210-50A, 3210-75A, 3210-100A, 3210-125A, 3210-150A

INSPECTION CERTIFICATE

OUTSIDE MICROMETERS WITH COUNTER

- Counter resolution: 0.01
- Thi ble graduation: 0.01
- Carbide easuring faces
- Meet DIN863-1
- Ratchet stop
- Supplied with setting standards (except 0-25)

3400-25

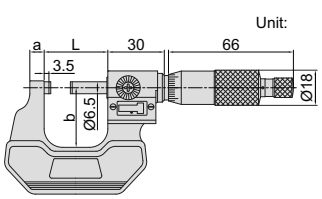

Code	Range	Accuracy	L	a	b
3400-25*	0-25	4μm	32	6	26
3400-50*	25-50	4μm	57	8	32
3400-75*	50-75	5μm	82	8	44.5
3400-100*	75-100	5μm	107	8	57
3400-125*	100-125	6μm	132.4	17	71.8
3400-150*	125-150	6μm	157.8	17	84
3400-175*	150-175	7μm	185	20	98.5
3400-200*	175-200	7μm	210.4	20	111
3400-225*	200-225	8μm	236	20	124
3400-250*	225-250	8μm	261	20	136.5
3400-275*	250-275	9μm	287	20	149
3400-300*	275-300	9μm	312	20	162

*Supplied with anufacturer inspection certificate

https://precishop.hu

QUICK FEEDING OUTSIDE MICROMETERS

- Graduation 0.01
- 1 feeding of each turn
- Friction thi ble
- Carbide easuring faces
- Meet DIN863-1
- Supplied with setting standards (except 0-25)

Code	Range	Accuracy	L	a	b
3208-25B	0-25	4μm	32	6	24
3208-50B	25-50	4μm	57	8	32
3208-75B	50-75	5μm	82	8	45
3208-100B	75-100	5μm	107	8	57
3208-125B	100-125	6μm	133	8	70
3208-150B	125-150	6μm	158	8	82
3208-175B	150-175	7μm	183	8	95
3208-200B	175-200	7μm	209	8	107

3208-25B

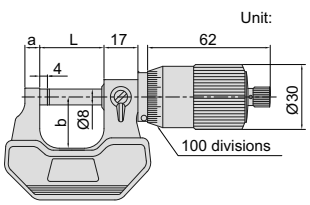

LONG SPINDLE OUTSIDE MICROMETERS

- Graduation 0.01
- Carbide easuring faces
- Meet DIN863-1
- Ratchet stop
- Supplied with setting standards (except 0-25)

3209-25

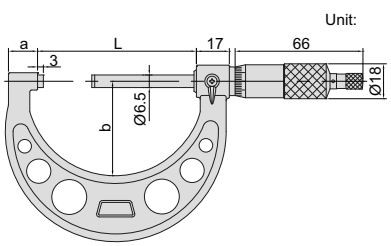

Code	Range	Accuracy	L	a	b
3209-25	0-25	4μm	57	14	38
3209-50	25-50	4μm	82	15	49
3209-75	50-75	5μm	107	15	60
3209-100	75-100	5μm	133	16.5	73

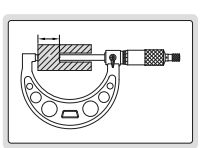

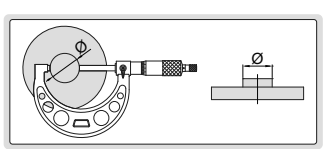

NON MAGNETIC MICROMETERS

- Suitable for agnetic aterials
- Graduation: 0.01
- Non agnetic carbide easuring faces
- Ratchet stop

Code	Range	Accuracy	L	b
3231-25A	0-25	4μm	32	24
3231-50A	25-50	4μm	57	32
3231-75A	50-75	5μm	82	45
3231-100A	75-100	5μm	105	57

3231-25A

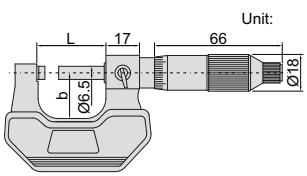

https://precishop.hu

OUTSIDE MICROMETERS FOR LEFT OR RIGHT HANDERS

- Graduation 0.01
- Graduations on two sides
- Ratchet stop
- Carbide easuring faces
- Meet DIN863-1
- Supplied with setting standards (except 0-25)

front

back

(mm)

Code	Range	Accuracy	L	a	b
3236-25B	0-25	4µ	32	6	24
3236-50B	25-50	4µ	57	8	32
3236-75B	50-75	5µ	82	8	45
3236-100B	75-100	5µ	107	8	57
3236-125B	100-125	6µ	133	8	70
3236-150B	125-150	6µ	158	8	82
3236-175B	150-175	7µ	183	8	95
3236-200B	175-200	7µ	209	8	107

3236-25B

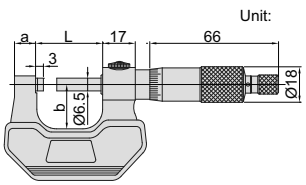

OUTSIDE MICROMETERS

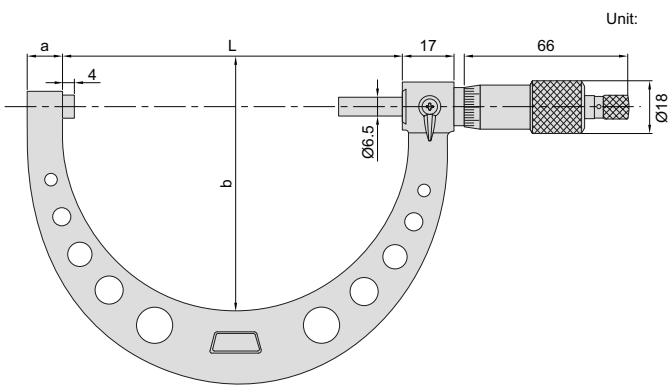

steel plate fra e

- Graduation: 0.01
- Carbide easuring faces
- Meet DIN863-1
- Ratchet stop
- Supplied with setting standards

(mm)

Code	Range	Accuracy	L	a	b
3216-325	300-325	10µ	338	20	176
3216-350	325-350	10µ	364	20	192
3216-375	350-375	11µ	389	20	202
3216-400	375-400	11µ	414	20	217
3216-425	400-425	12µ	440	20	226
3216-450	425-450	12µ	465	20	241
3216-475	450-475	13µ	491	20	255
3216-500	475-500	13µ	516	20	268

3216-425

setting standard (included)

https://precishop.hu

OUTSIDE MICROMETERS WITH INTERCHANGEABLE ANVILS

cast iron fra e

steel tube fra e

3206-150A

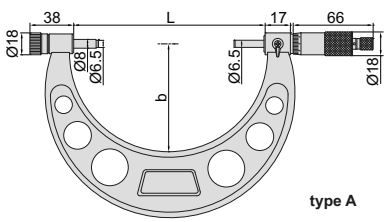

3206-400

Unit:

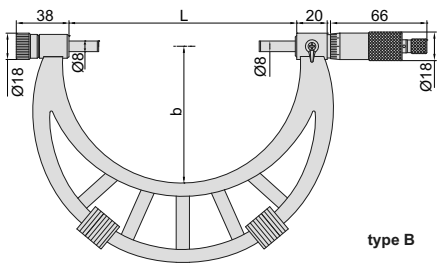

- Graduation 0.01
- Ratchet stop
- Meet DIN863-3
- Carbide easuring faces
- Supplied with setting standards

setting standard (included)

interchangeable anvils (included) for different easuring ranges

(mm)

Code	Range	Type	Accuracy	L	b	Setting standard (included)
3206-50A	0-50	A	4μ	58	35	25
3206-100A	0-100	A	5μ	108	57	25, 50, 75
3206-150A	0-150	A	6μ	158	82	25, 50, 75, 100, 125
3206-151A	50-150	A	6μ	158	82	50, 75, 100, 125
3206-200A	100-200	A	7μ	208	114	100, 125, 150, 175
3206-300A	150-300	A	9μ	308	165	150, 175, 200, 225, 250, 275
3206-301A	200-300	A	9μ	308	165	200, 225, 250, 275
3206-400	300-400	B	11μ	409	224	325, 375
3206-500	400-500	B	13μ	509	275	425, 475
3206-600	500-600	B	14μ	609	321	525, 575
3206-700	600-700	B	16μ	709	371	625, 675
3206-800	700-800	B	18μ	809	426	725, 775
3206-900	800-900	B	20μ	909	476	825, 875
3206-1000	900-1000	B	22μ	1009	576	925, 975

https://precishop.hu

P65 WATERPROOF | DATA OUTPUT

DIGITAL OUTSIDE MICROMETERS WITH INTERCHANGEABLE ANVILS

steel tube
fra e

cast iron
fra e

3506-100A

Unit:

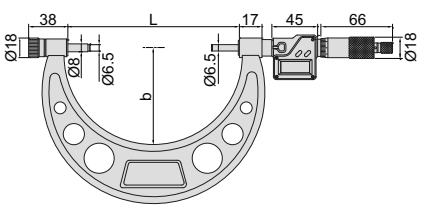

type A

3506-400A

Unit:

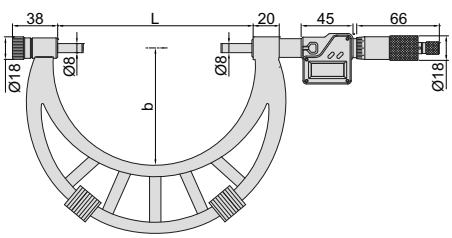

type B

- Resolution 0.001 /0.0001" (resolution of **3506-100A** and **3506-150A** is 0.001 /0.00005")
- IP65 dust/waterproof
- Button function: on/off, set, /inch, data trans it
- Data output
- Auto atic power off
- Ratchet stop
- Carbide easuring faces
- Supplied with setting standards
- Optional accessory: data output cable (code **7315-31 need receiver** page 4, **7302-31** page 12)

interchangeable anvils (included) for different easuring ranges

setting standard (included)

(mm)

Code	Range	Type	Accuracy	L	b	Setting standard (included)
3506-100A	0-100 /0-4"	A	±5μm	105	57	25, 50, 75
3506-150A	0-150 /0-6"	A	±6μm	155	82	25, 50, 75, 100, 125
3506-300A	150-300 /6-12"	A	±8μm	305	165	150, 175, 200, 225, 250, 275
3506-301A	200-300 /8-12"	A	±8μm	305	165	200, 225, 250, 275
3506-400A	300-400 /12-16"	B	±9μm	405	224	325, 375
3506-500A	400-500 /16-20"	B	±11μm	505	275	425, 475
3506-600A	500-600 /20-24"	B	±12μm	605	321	525, 575
3506-700A	600-700 /24-28"	B	±13μm	705	371	625, 675
3506-800A	700-800 /28-32"	B	±15μm	805	426	725, 775
3506-900A	800-900 /32-36"	B	±16μm	905	476	825, 875
3506-1000A	900-1000 /36-40"	B	±17μm	1005	576	925, 975

https://precishop.hu

OUTSIDE MICROMETERS WITH INTERCHANGEABLE ANVILS

INSIZE PLUS
MADE IN EU OPE

ATTENTION: SETTING STANDARDS ARE NOT INCLUDED

LIGHT WEIGHT

QUICK MEASUREMENT
ONE TURN OF SLEEVE OR RATCHET STOP MAKES 1MM SPINDLE FEED

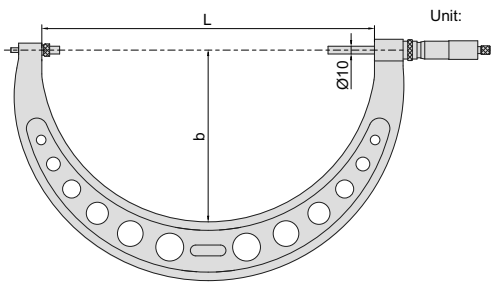

3675-300

interchangeable anvil (included)
for different easuring ranges

- Graduation 0.01
- Ratchet stop
- Meet DIN863-3
- Carbide easuring faces
- Light weight
- Optional accessory: setting standards (code **7386**)

(mm)

Code	Range	Accuracy	L	b	Weight
3675-200	100-200	6μm	240	122	1.2kg
3675-300	200-300	6μm	325	165	1.5kg
3675-400	300-400	7μm	430	220	1.9kg
3675-500	400-500	8μm	530	273	2.4kg
3675-600	500-600	9μm	630	323	3.1kg
3675-700	600-700	9μm	730	378	3.8kg
3675-800	700-800	9μm	830	423	4.2kg
3675-900	800-900	10μm	930	473	5kg
3675-1000	900-1000	10μm	1030	520	6.2kg
3675-1100	1000-1100	11μm	1135	585	7.6kg
3675-1200	1100-1200	11μm	1230	635	8.6kg
3675-1300	1200-1300	12μm	1335	685	9.7kg
3675-1400	1300-1400	12μm	1430	735	11.3kg
3675-1500	1400-1500	13μm	1530	780	12.5kg
3675-1600	1500-1600	18μm	1660	840	13.6kg
3675-1700	1600-1700	19μm	1765	890	14.9kg
3675-1800	1700-1800	20μm	1870	940	16.2kg
3675-1900	1800-1900	21μm	1970	1000	17.5kg
3675-2000	1900-2000	22μm	2075	1055	18.8kg

https://precishop.hu

OUTSIDE MICROMETERS WITH EXTENSION ANVIL COLLAR

steel tube
fra e

Unit:

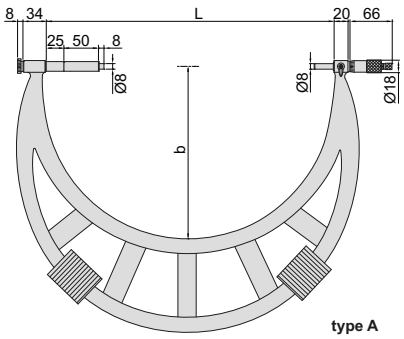

type A

Unit:

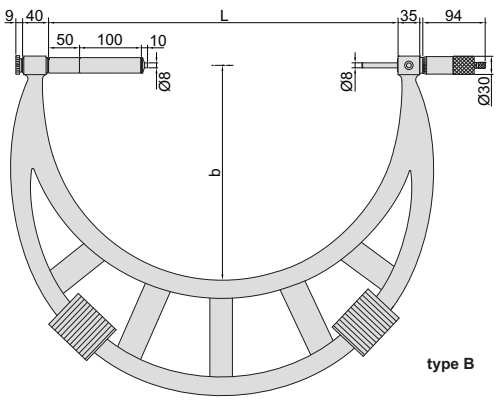

type B

3205-400

setting standard (included)

- Graduation 0.01
- Adjust collars for different easuring ranges
- Ratchet stop
- Carbide easuring faces
- Supplied with setting standards

(mm)

Code	Range	Type	Accuracy	L	b	Setting standard (included)
3205-400	300-400	A	11μm	410	250	325, 375
3205-500	400-500	A	13μm	510	295	425, 475
3205-600	500-600	A	14μm	610	345	525, 575
3205-700	600-700	A	16μm	710	395	625, 675
3205-800	700-800	A	18μm	810	445	725, 775,
3205-900	800-900	A	20μm	910	495	825, 875
3205-1000	900-1000	A	22μm	1010	545	925, 975
3205-1200	1000-1200	B	22μm	1210	645	1050, 1150
3205-1400	1200-1400	B	24μm	1410	745	1250, 1350
3205-1600	1400-1600	B	28μm	1610	845	1450, 1550
3205-1800	1600-1800	B	31μm	1810	945	1650, 1750
3205-2000	1800-2000	B	34μm	2010	1045	1850, 1950



adjust collars for different easuring ranges

LIMIT MICROMETERS

- Used as Go/No-Go gage by setting upper and lower li its
- Graduation 0.002
- Carbide easuring faces
- Supplied with setting standard (except 0-25)

application

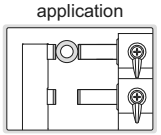

3235-25A

Unit:

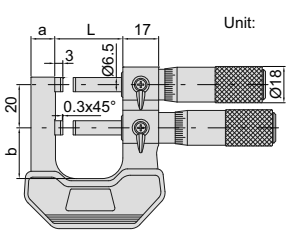

Code	Range	Accuracy	L	a	b
3235-25A	0-25	4μm	32	12	24
3235-50A	25-50	4μm	57	15	32

https://precishop.hu

INDICATING MICROMETERS

INSIZE PLUS
MADE IN EU OPE

INSPECTION CERTIFICATE

ATTENTION: SETTING STANDARDS ARE NOT INCLUDED

- Meet DIN863-3
- Carbide easuring faces
- Measuring force 5-10N
- Dial can be adjusted
- Optional accessory: gage blocks grade 0 (**4101-A** series), for zero setting

Uni : mm

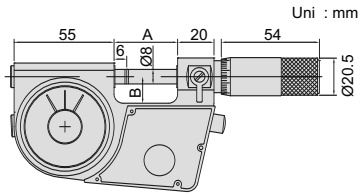

3333-25

(mm)

Code	Micrometer head			Dial indicator			A	B
	range	graduation	accuracy	range	graduation	accuracy		
3333-25	0-25	0.01	4μ	±0.07	1μ	±1μ	35.5	15
3333-252*	0-25	0.01	4μ	±0.14	2μ	±2μ	35.5	15
3333-50	25-50	0.01	4μ	±0.07	1μ	±1μ	60.5	25
3333-502*	25-50	0.01	4μ	±0.14	2μ	±2μ	60.5	25
3333-75	50-75	0.01	4μ	±0.07	1μ	±1μ	88	37.5
3333-752*	50-75	0.01	4μ	±0.14	2μ	±2μ	88	37.5
3333-100	75-100	0.01	4μ	±0.07	1μ	±1μ	111	50
3333-1002*	75-100	0.01	4μ	±0.14	2μ	±2μ	111	50
3333-125	100-125	0.01	4μ	±0.07	1μ	±1μ	136	62.5
3333-1252*	100-125	0.01	4μ	±0.14	2μ	±2μ	136	62.5
3333-150	125-150	0.01	4μ	±0.07	1μ	±1μ	161	75
3333-1502*	125-150	0.01	4μ	±0.14	2μ	±2μ	161	75
3333-175	150-175	0.01	4μ	±0.14	2μ	±2μ	186	88
3333-200*	175-200	0.01	4μ	±0.14	2μ	±2μ	211	101
3333-225	200-225	0.01	4μ	±0.14	2μ	±2μ	236	113
3333-250*	225-250	0.01	4μ	±0.14	2μ	±2μ	261	126
3333-275	250-275	0.01	4μ	±0.14	2μ	±2μ	286	138
3333-300*	275-300	0.01	4μ	±0.14	2μ	±2μ	311	151

zero can be set by rotating the dial

*Supplied with anufacturer inspection certificate

INDICATING MICROMETERS

ATTENTION: SETTING STANDARDS ARE NOT INCLUDED

3332-25

Unit:

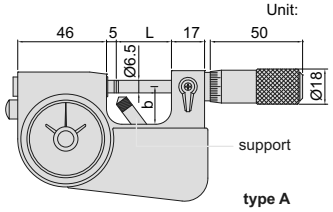

type A

- Meet DIN863-3
- Micro eter head graduation: 0.002
- Dial indicator: range ±0.04 , graduation 0.001 , accuracy 0.001
- Carbide easuring faces
- Optional accessory: gage blocks grade 0 (**4101-A** series), for zero setting

3332-25B

Unit:

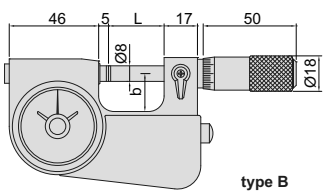

type B

(mm)

Code	Micrometer head range	Micrometer head accuracy	Type	L	b	Remark
3332-25	0-25	4μm	A	28.5	19	with support
3332-50	25-50	4μm	A	53.5	30	with support
3332-75	50-75	5μm	A	78.5	45	without support
3332-100	75-100	5μm	A	103.5	57	without support
3332-25B	0-25	4μm	B	28.5	19	without support

https://precishop.hu

ATTENTION: SETTING STANDARDS ARE NOT INCLUDED

LIGHT WEIGHT

MICROMETERS WITH DIAL INDICATOR

INSIZE PLUS
MADE IN EU OPE

digital indicator is optional

spindle retract fork

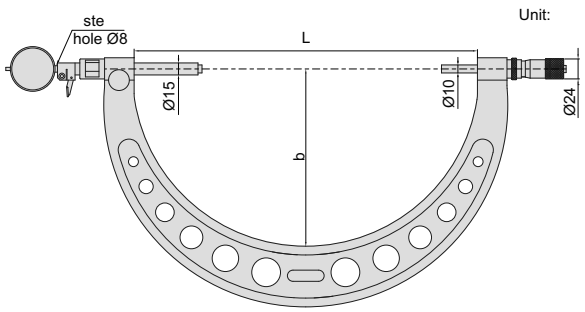

3685-300

- Graduation 0.01
- Anvil with vernier graduation, convenient adjust ent for different easuring ranges
- Meet DIN863-3
- Carbide easuring faces
- Anvil retracting range: 2.5
- Optional accessory: dial/digital indicators, setting standards (code **7386**)

anvil with vernier graduation, can be adjusted for different easuring ranges



Range 100mm **(mm)**

Code	Range	Micrometer head accuracy	L	b	Weight
3685-300	200-300	6μm	320	165	1.7kg
3685-400	300-400	7μm	430	220	2.1kg
3685-500	400-500	8μm	530	273	2.6kg
3685-600	500-600	9μm	630	323	3.3kg
3685-700	600-700	9μm	730	378	4.0kg
3685-800	700-800	9μm	830	423	4.4kg
3685-900	800-900	10μm	930	473	5.2kg
3685-1000	900-1000	10μm	1030	520	6.4kg

Range 200mm **(mm)**

Code	Range	Micrometer head accuracy	L	b	Weight
3685-402	200-400	7μm	430	220	2.2kg
3685-602	400-600	9μm	630	323	3.4kg
3685-802	600-800	9μm	830	423	4.5kg
3685-1002	800-1000	10μm	1030	520	6.5kg
3685-1202	1000-1200	11μm	1230	635	8.9kg
3685-1402	1200-1400	12μm	1430	735	11.6kg
3685-1602	1400-1600	18μm	1660	840	13.9kg
3685-1802	1600-1800	20μm	1870	940	16.5kg
3685-2002	1800-2000	22μm	2075	1055	19.1kg

https://precishop.hu

MICROMETERS WITH DIAL INDICATOR

INSIZE PLUS
MADE IN EU OPE

ATTENTION: SETTING STANDARDS ARE NOT INCLUDED

INSPECTION CERTIFICATE

digital indicator is optional

3346-25

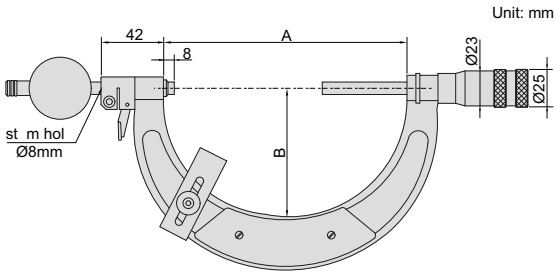

(mm)

Code	Micrometer head range	Micrometer head graduation	Micrometer head accuracy	A	B
3346-25*	0-25mm	5μm	4μm	37	24
3346-50*	25-50mm	5μm	4μm	62	34
3346-75*	50-75mm	5μm	5μm	87	46
3346-100*	75-100mm	5μm	5μm	112	60
3346-150*	100-150mm	5μm	6μm	164	85
3346-200*	150-200mm	5μm	7μm	215	110
3346-250*	200-250mm	5μm	8μm	264	135
3346-300*	250-300mm	5μm	9μm	315	160

* %uppli d with manufactur r insp ction c rtificat

- Anvil r tracting rang : 2.5mm
- Carbid m asuring fac s
- Parall lism of m asuring fac s: 1μm
- Optional acc ssory: dial indicator (cod **2890-1F**), digital indicator, gag blocks grad 1 (**4101-B** s ri s), for z ro s tting

MICROMETERS WITH DIAL INDICATOR

ATTENTION: NOT SUITABLE FOR 0.001MM DIAL INDICATORS

- M t DIN863-3
- Microm t r h ad graduation 0.01mm
- Anvil r tracting rang : 8mm
- Carbid m asuring fac s
- %uppli d with s tting standards (xc pt 0-25mm)
- Optional acc ssory: dial indicators (graduation 0.01mm), digital indicators (r solution 0.01mm/0.0005")

digital indicator is optional

3331-25A

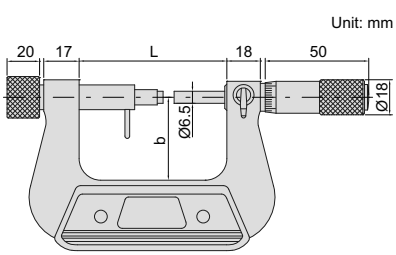

Code	Micrometer head range	Micrometer head accuracy	L	b
3331-25A	0-25mm	4μm	67mm	38mm
3331-50A	25-50mm	4μm	92.4mm	50mm
3331-75A	50-75mm	5μm	117.6mm	62mm
3331-100A	75-100mm	5μm	143mm	70mm
3331-125A	100-125mm	6μm	168.2mm	82mm
3331-150A	125-150mm	6μm	192mm	94.5mm
3331-175A	150-175mm	7μm	217mm	107mm

https://precishop.hu

ATTENTION: NOT SUITABLE FOR 0.001MM DIAL INDICATORS

MICROMETERS WITH DIAL INDICATOR

digital indicator is optional

—— st l tub fram

digital indicator is optional

—— cast iron fram

3296-100A

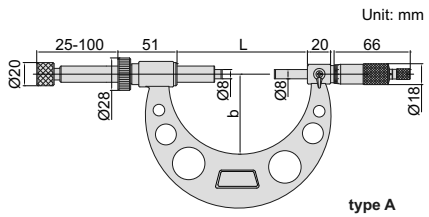

(mm)

Code	Range	Type	Accuracy	L	b
3296-100A	0-100mm	A	6μm	115	68
3296-200A	100-200mm	A	7μm	215	120
3296-300A	200-300mm	A	8μm	315	170
3296-400A	300-400mm	B	9μm	415	225
3296-500A	400-500mm	B	10μm	515	275
3296-600A	500-600mm	B	11μm	615	325
3296-700A	600-700mm	B	12μm	715	375
3296-800A	700-800mm	B	13μm	815	430
3296-900A	800-900mm	B	14μm	915	480
3296-1000A	900-1000mm	B	15μm	1015	530

3296-400A

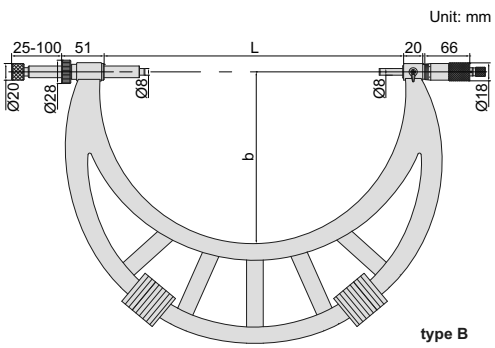

- M t DIN863-3
- ;raduation 0.01mm
- Ratch t stop
- Carbid m asuring fac s
- %uppli d with s tting standards
- Optional acc ssory: dial indicators (graduation 0.01mm) digital indicators (r solution 0.01mm/0.0005")

GROOVE MICROMETERS

3287-50B

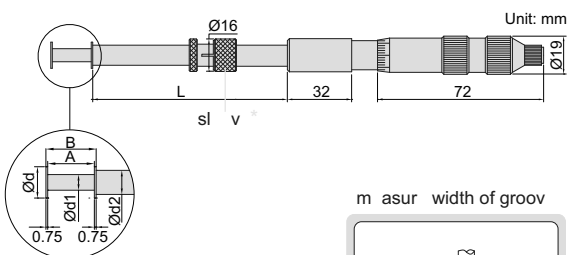

- M asur width of groov s insid bor s
- ;raduation 0.01mm
- Two graduations for insid and outsid m asur m nts
- Non-rotating spindl
- Two-dir ctional ratch t stop

(mm)

Code	Range (outside A)	Range (inside B)	Accuracy	L	Ød	Ød1	Ød2
3287-25B	0-25mm	1.6-26.5mm	10μm	120	13	6.5	10
3287-50B	25-50mm	26.5-51.5mm	10μm	120	13	6.5	10
3287-75B	50-75mm	51.5-76.5mm	10μm	120	13	6.5	10
3287-100B	75-100mm	76.5-101.5mm	10μm	120	13	6.5	10
3287-125B	100-125mm	101.5-126.5mm	15μm	120	13	6.5	10
3287-150B	125-150mm	126.5-151.5mm	15μm	120	13	6.5	10
3287-251B*	0-25mm	1.6-26.5mm	10μm	90	6.5	3	5

m asur width of groov

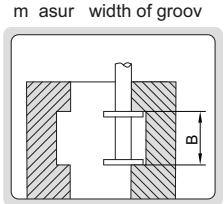

m asur width of k yway

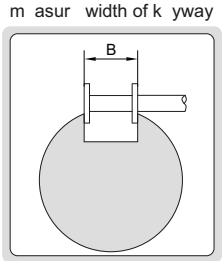

m asur position of groov

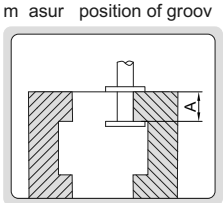

* **3287-251B** do s not hav sl v

https://precishop.hu

3-WIRES

INSPECTION CERTIFICATE

VIDEO

- Us d with standard outsid microm t rs to m asur pitch diam t r of scr w thr ads
- Diam t r accuracy: ±0.5μm
- Cylindricity: 1μm
- Hardn ss: HRC60
- %uppli d with manufactur r insp ction c rtificat

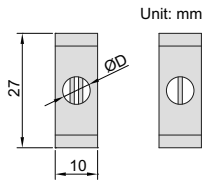

7382-19

application



For outside micrometers with spindle Ø6.35mm (ØD)

Code	Pin gage diameter	Applicable pitch
7382-11	Ø0.170mm	0.2mm, 0.25mm, 0.3mm
7382-12	Ø0.195mm	0.35mm
7382-13	Ø0.220mm	0.4mm
7382-14	Ø0.250mm	0.45mm
7382-15	Ø0.290mm	0.5mm
7382-16	Ø0.335mm	0.6mm
7382-17	Ø0.390mm	0.7mm
7382-18	Ø0.455mm	0.75mm, 0.8mm
7382-19	Ø0.530mm	0.9mm
7382-110	Ø0.620mm	1.0mm
7382-111	Ø0.725mm	1.25mm
7382-112	Ø0.895mm	1.5mm
7382-113	Ø1.100mm	1.75mm, 2.0mm
7382-114	Ø1.350mm	2.5mm
7382-115	Ø1.650mm	3.0mm
7382-116	Ø2.050mm	3.5mm
7382-117	Ø2.550mm	4mm, 4.5mm
7382-118	Ø3.200mm	5mm, 5.5mm, 6mm
7382-1S	18 pairs/s t, including all abov 3-wir s	

For outside micrometers with spindle Ø6.50mm (ØD)

Code	Pin gage diameter	Applicable pitch
7382-21	Ø0.170mm	0.2mm, 0.25mm, 0.3mm
7382-22	Ø0.195mm	0.35mm
7382-23	Ø0.220mm	0.4mm
7382-24	Ø0.250mm	0.45mm
7382-25	Ø0.290mm	0.5mm
7382-26	Ø0.335mm	0.6mm
7382-27	Ø0.390mm	0.7mm
7382-28	Ø0.455mm	0.75mm, 0.8mm
7382-29	Ø0.530mm	0.9mm
7382-210	Ø0.620mm	1.0mm
7382-211	Ø0.725mm	1.25mm
7382-212	Ø0.895mm	1.5mm
7382-213	Ø1.100mm	1.75mm, 2.0mm
7382-214	Ø1.350mm	2.5mm
7382-215	Ø1.650mm	3.0mm
7382-216	Ø2.050mm	3.5mm
7382-217	Ø2.550mm	4mm, 4.5mm
7382-218	Ø3.200mm	5mm, 5.5mm, 6mm
7382-2S	18 pairs/s t, including all abov 3-wir s	

3-WIRES

INSPECTION CERTIFICATE

CUSTOMIZABLE DIAMETER Ød

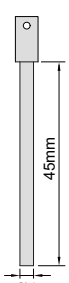

7394-75A

- Ød≤0.3mm, mad of alloy st l, hardn ss HRC60; Ød>0.3mm, mad of carbid , hardn ss HRA90
- Diam t r accuracy: ±0.5μm
- Cylindricity: ±0.5μm
- %uppli d with manufactur r insp ction c rtificat

Code	Diameter (Ød)	Applicable pitch
7394-60A	0.170mm	0.2mm, 0.25mm, 0.3mm
7394-61A*	0.195mm	0.35mm
7394-62A*	0.220mm	0.4mm
7394-63A*	0.250mm	0.45mm
7394-64A*	0.290mm	0.5mm
7394-65A	0.335mm	0.6mm
7394-66A	0.390mm	0.7mm
7394-67A	0.455mm	0.75mm, 0.8mm
7394-68A	0.530mm	0.9mm
7394-69A	0.620mm	1.0mm
7394-70A	0.725mm	1.25mm
7394-71A	0.895mm	1.5mm
7394-72A	1.100mm	1.75mm, 2.0mm
7394-73A	1.350mm	2.5mm
7394-74A	1.650mm	3.0mm
7394-75A	2.050mm	3.5mm
7394-76A	2.550mm	4mm, 4.5mm
7394-77A	3.200mm	5mm, 5.5mm, 6mm

*Mad of alloy st l

https://precishop.hu

tips are optional

tips are optional

digital indicator is optional

3680-50

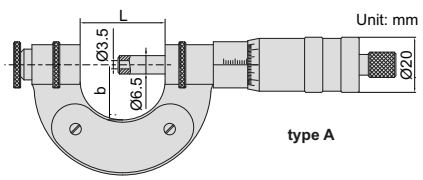

3680-4001

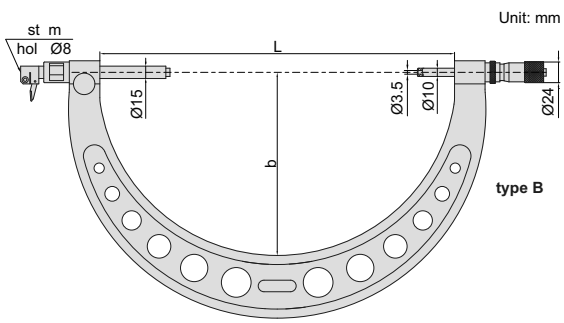

- M asur pitch diam t r of scr w thr ads
- ;raduation 0.01mm
- Optional acc ssory: s tting standards (cod **7384**), xt rnal tr ad tips (cod **7390**), dial/digital indicators (only for typ B)

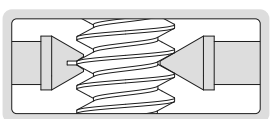

Type A (ratchet stop) **(mm)**

Code	Range	Accuracy	L	b
3680-25 *	0-25mm	4μm	37	24
3680-50 *	25-50mm	4μm	62	34
3680-75 *	50-75mm	4μm	87	46
3680-100 *	75-100mm	4μm	112	60
3680-125 *	100-125mm	5μm	139	72
3680-150 *	125-150mm	5μm	164	85
3680-200 *	150-200mm	7μm	215	110
3680-250 *	200-250mm	7μm	264	135
3680-300 *	250-300mm	7μm	315	160

Type B (without ratchet stop) **(mm)**

Code	Range	Left anvil retracting sroke	Micrometer head accuracy	L	b
3680-3001 *	200-300mm	2.5mm	6μm	320	165
3680-4001 *	300-400mm	2.5mm	7μm	430	220
3680-5001 *	400-500mm	2.5mm	8μm	530	273
3680-6001 *	500-600mm	2.5mm	9μm	630	323
3680-7001 *	600-700mm	2.5mm	9μm	730	378
3680-8001 *	700-800mm	2.5mm	9μm	830	423
3680-9001 *	800-900mm	2.5mm	10μm	930	473
3680-10001 *	900-1000mm	2.5mm	10μm	1030	520
3680-4002 *	200-400mm	2.5mm	7μm	430	220
3680-6002 *	400-600mm	2.5mm	9μm	630	323
3680-8002 *	600-800mm	2.5mm	9μm	830	423
3680-10002 *	800-1000mm	2.5mm	10μm	1030	520
3680-12002 *	1000-1200mm	2.5mm	11μm	1230	635
3680-14002 *	1200-1400mm	2.5mm	12μm	1430	735
3680-16002 *	1400-1600mm	2.5mm	18μm	1660	840
3680-18002 *	1600-1800mm	2.5mm	20μm	1870	940
3680-20002 *	1800-2000mm	2.5mm	22μm	2075	1055

* %uppli d with manufactur r insp ction c rtificat

https://precishop.hu

MEASURING TIPS FOR EXTERNAL SCREW THREAD MICROMETERS

INSIZE PLUS
MADE IN EU OPE

- %uppli d in pair
- Mad of hard n d st l
- %uitabl for **3680** s ri s microm t rs

7390-T104

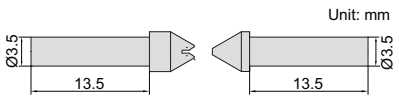

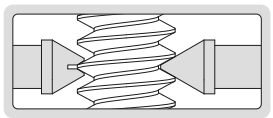

60° thread angle

Code	Pitch
7390-T101	0.35-0.5mm/ 72-48TPI
7390-T102	0.6-0.8mm/ 44-32TPI
7390-T103	0.9-1.25mm/ 28-18TPI
7390-T104	1.5-2mm/ 16-11TPI
7390-T105	2.5-3.5mm/ 10-7TPI
7390-T106	4-6mm/ 6-4TPI

55° thread angle

Code	Pitch
7390-T201	60-48TPI
7390-T202	40-32TPI
7390-T203	28-22TPI
7390-T204	20-16TPI
7390-T205	14-11TPI
7390-T206	10-7TPI
7390-T207	6-4TPI

30° thread angle

Code	Pitch
7390-T301	1.5mm
7390-T302	2mm
7390-T303	3mm
7390-T304	4mm
7390-T305	5-6mm
7390-T306	7-8mm
7390-T307	9-10mm
7390-T308	12-14mm

SETTING STANDARDS FOR EXTERNAL SCREW THREAD MICROMETERS

INSIZE PLUS
MADE IN EU OPE

ATTENTION: WHEN PITCH <0.4MM OR >63.5 TPI, SETTING STANDARDS CANNOT BE USED TO SET ZERO, A CALIBRATED WORK PIECE CAN BE USED INSTEAD

TIPS FOR TRAPEZOIDAL, ACME THREAD ARE ALSO AVAILABLE

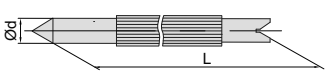

7384-A100

- Mad of hard n d st l
- D viation (diff r nc b tw n th ord r d siz and th siz mark d on th s tting standard wh n suppli d): ±20µm
  For xampl , th ord r d siz is 25mm, th siz mark d on th s tting standard wh n suppli d may b 25.015mm

60° thread angle (mm)

Code	L	Ød	Accuracy
7384-A25	25	7.8	±2.5µm
7384-A50	50	7.8	±3µm
7384-A75	75	7.8	±3.5µm
7384-A100	100	7.8	±4µm
7384-A125	125	7.8	±4.5µm
7384-A150	150	7.8	±5µm
7384-A175	175	7.8	±5.5µm
7384-A200	200	7.8	±6µm
7384-A225	225	10	±6.5µm
7384-A250	250	10	±7µm
7384-A275	275	10	±7.5µm
7384-A300	300	10	±8µm

55° thread angle (mm)

Code	L	Ød	Accuracy
7384-B25	25	7.8	±2.5µm
7384-B50	50	7.8	±3µm
7384-B75	75	7.8	±3.5µm
7384-B100	100	7.8	±4µm
7384-B125	125	7.8	±4.5µm
7384-B150	150	7.8	±5µm
7384-B175	175	7.8	±5.5µm
7384-B200	200	7.8	±6µm
7384-B225	225	10	±6.5µm
7384-B250	250	10	±7µm
7384-B275	275	10	±7.5µm
7384-B300	300	10	±8µm

https://precishop.hu

NON-ROTATING SPINDLE

SCREW THREAD MICROMETERS

optional

3281-25A
(m asuring tips ar optional)

3281-S25
(m asuring tips ar includ d)

- M asur pitch diam t r of scr w thr ads
- ;raduation 0.01mm
- Non-rotating spindl
- Ratch t stop
- %uppli d with 60 s tting standards (xc pt 0-25mm)
- Optional acc ssory: 55° s tting standards

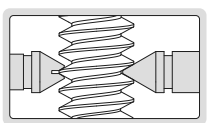

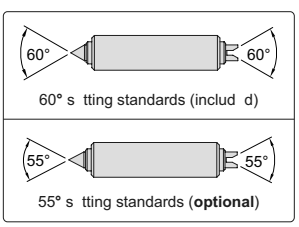

Measuring tips are optional (mm)

Code	Range	L	b	55° setting standard (optional)
3281-25A	0-25mm	42	26	–
3281-50A	25-50mm	67	38	**3281-SP1**
3281-75A	50-75mm	92	50	**3281-SP2**
3281-100A	75-100mm	117.6	62	**3281-SP3**
3281-125A	100-125mm	143	70	**3281-SP4**
3281-150A	125-150mm	168.2	82	**3281-SP5**
3281-175A	150-175mm	192	94.5	**3281-SP6**
3281-200A	175-200mm	217	107	**3281-SP7**
3281-225A	200-225mm	242	130	**3281-SP8**
3281-250A	225-250mm	267	142	**3281-SP9**
3281-275A	250-275mm	291	155	**3281-SP10**
3281-300A	275-300mm	317	167	**3281-SP11**

Measuring tips are included (mm)

Code	Range	L	b	Measuring tips (included)	55° setting standard (optional)
3281-S25	0-25mm	42	26	6 pairs of m asuring tips: m tric and unifi d thr ad (60° thr ad angl) 0.4-0.5mm/64-48TPI, 0.6-0.9mm/44-28TPI, 1-1.75mm/24-14TPI, 2-3mm/13-9TPI, 3.5-5mm/8-5TPI, 5.5-7mm/4.5-3.5TPI	–
3281-S50	25-50mm	67	38		**3281-SP1**
3281-S75	50-75mm	92	50		**3281-SP2**
3281-S100	75-100mm	117.6	62		**3281-SP3**
3281-S125	100-125mm	143	70		**3281-SP4**
3281-S150	125-150mm	168.2	82		**3281-SP5**
3281-S175	150-175mm	192	94.5		**3281-SP6**
3281-S200	175-200mm	217	107		**3281-SP7**
3281-S225	200-225mm	242	130		**3281-SP8**
3281-S250	225-250mm	267	142		**3281-SP9**
3281-S275	250-275mm	291	155		**3281-SP10**
3281-S300	275-300mm	317	167		**3281-SP11**

accuracy of micrometers with tips (mm)

Pitch	Range							
	0-25	25-50	50-75	75-100	100-125	125-200	200-225	225-300
0.4~0.5	±0.01	-	-	-	-	-	-	-
0.6~0.8	±0.01	±0.013	-	-	-	-	-	-
1~1.25	±0.012	±0.015	±0.017	±0.017	-	-	-	-
1.5~2.0	±0.014	±0.017	±0.019	±0.019	±0.020	±0.023	±0.025	±0.028
2.5~3.5	±0.016	±0.019	±0.021	±0.021	±0.023	±0.025	±0.028	±0.031
4.0~7.0	-	±0.021	±0.023	±0.023	±0.025	±0.028	±0.031	±0.033

Unit: mm

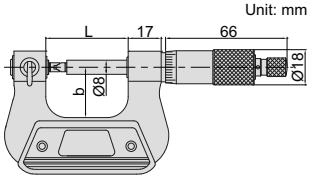

https://precishop.hu

DIGITAL SCREW THREAD MICROMETERS

DATA OUTPUT

NON-ROTATING SPINDLE

optional

3581-25A
(m asuring tips ar optional)

3581-S25
(m asuring tips ar includ d)

Measuring tips are optional (mm)

Code	Range	L	b	55° setting standard (optional)
3581-25A	0-25mm/0-1"	42	26	–
3581-50A	25-50mm/1-2"	67	38	**3281-SP1**
3581-75A	50-75mm/2-3"	92	50	**3281-SP2**
3581-100A	75-100mm/3-4"	117.6	62	**3281-SP3**
3581-125A	100-125mm/4-5"	143	70	**3281-SP4**
3581-150A	125-150mm/5-6"	168.2	82	**3281-SP5**
3581-175A	150-175mm/6-7"	192	94.5	**3281-SP6**
3581-200A	175-200mm/7-8"	217	107	**3281-SP7**
3581-225A	200-225mm/8-9"	242	130	**3281-SP8**
3581-250A	225-250mm/9-10"	267	142	**3281-SP9**
3581-275A	250-275mm/10-11"	291	155	**3281-SP10**
3581-300A	275-300mm/11-12"	317	167	**3281-SP11**

- M asur pitch diam t r of scr w thr ads
- R solution 0.001mm/0.00005"
- Button function: on/off, s t, mm/inch, data transmit
- Data output
- Automatic pow r off
- Non-rotating spindl
- Ratch t stop
- %uppli d with 60° s tting standards (xc pt 0-25mm/0-1")
- Optional acc ssory: 55° s tting standards, data output cabl (cod **7315-31 need receiver** pag 4, **7302-31** pag 12)

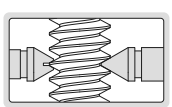

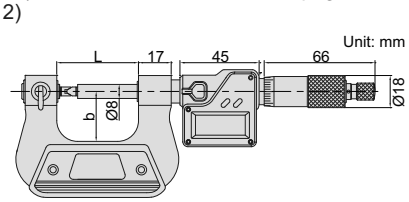

Measuring tips are included (mm)

Code	Range	L	b	Measuring tips (included)	55° setting standard (optional)
3581-S25	0-25mm/0-1"	42	26	6 pairs of m asuring tips: m tric and unifi d thr ad (60° thr ad angl) 0.4-0.5mm/64-48TPI, 0.6-0.9mm/44-28TPI, 1-1.75mm/24-14TPI, 2-3mm/13-9TPI, 3.5-5mm/8-5TPI, 5.5-7mm/4.5-3.5TPI	–
3581-S50	25-50mm/1-2"	67	38		**3281-SP1**
3581-S75	50-75mm/2-3"	92	50		**3281-SP2**
3581-S100	75-100mm/3-4"	117.6	62		**3281-SP3**
3581-S125	100-125mm/4-5"	143	70		**3281-SP4**
3581-S150	125-150mm/5-6"	168.2	82		**3281-SP5**
3581-S175	150-175mm/6-7"	192	94.5		**3281-SP6**
3581-S200	175-200mm/7-8"	217	107		**3281-SP7**
3581-S225	200-225mm/8-9"	242	130		**3281-SP8**
3581-S250	225-250mm/9-10"	267	142		**3281-SP9**
3581-S275	250-275mm/10-11"	291	155		**3281-SP10**
3581-S300	275-300mm/11-12"	317	167		**3281-SP11**

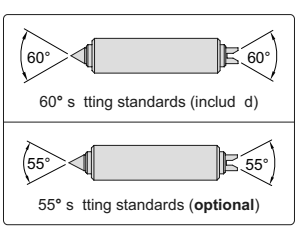

60° s tting standards (includ d)

55° s tting standards (**optional**)

accuracy of micrometers with tips (mm)

Pitch	Range							
	0-25	25-50	50-75	75-100	100-125	125-200	200-225	225-300
0.4~0.5	±0.01	-	-	-	-	-	-	-
0.6~0.8	±0.01	±0.013	-	-	-	-	-	-
1~1.25	±0.012	±0.015	±0.017	±0.017	-	-	-	-
1.5~2.0	±0.014	±0.017	±0.019	±0.019	±0.020	±0.023	±0.025	±0.028
2.5~3.5	±0.016	±0.019	±0.021	±0.021	±0.023	±0.025	±0.028	±0.031
4.0~7.0	-	±0.021	±0.023	±0.023	±0.025	±0.028	±0.031	±0.033

https://precishop.hu

MEASURING TIPS FOR SCREW THREAD MICROMETERS

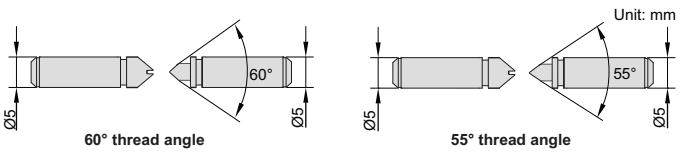

60° thread angle

55° thread angle

7381-T13

- %uppli d in pair
- %uitabl for **3281, 3581**s ri s microm t rs

Metric and unified thread (60° thread angle)

Code	Pitch
7381-T11	0.4-0.5mm/ 64-48TPI
7381-T12	0.6-0.9mm/ 44-28TPI
7381-T13	1-1.75mm/ 24-14TPI
7381-T14	2-3mm/ 13-9TPI
7381-T15	3.5-5mm/ 8-5TPI
7381-T16	5.5-7mm/ 4.5-3.5TPI
7381-TS	6 pairs/s t, including all abov tips

Whitworth thread (55° thread angle)

Code	Pitch
7381-T21	60-48TPI
7381-T22	48-40TPI
7381-T23	40-32TPI
7381-T24	32-24TPI
7381-T25	24-18TPI
7381-T26	18-14TPI
7381-T27	14-10TPI
7381-T28	10-7TPI
7381-T29	7-4.5TPI
7381-T210	4.5-3.5TPI
7381-T2S	10 pairs/s t, including all abov tips

6

INSPECTION CERTIFICATE

ATTENTION: SETTING STANDARDS ARE NOT INCLUDED

EXTERNAL GEAR TOOTH MICROMETERS

INSIZE PLUS
MADE IN EU OPE

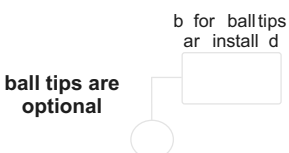

ball tips are optional

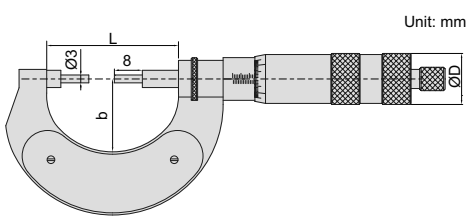

3636-25A

cylindrical tips (**optional**)

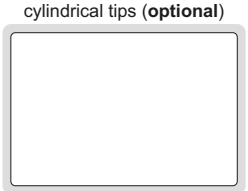

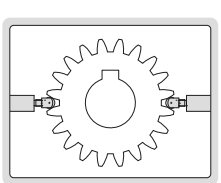

- M t DIN863-3
- M asur ov r-pin diam t r of g ars
- ;raduation 0.01mm
- Ratch t stop
- Optional acc ssory: ball tips (cod **7389**), cylindrical tips (cod **7393**), s tting standards (cod **7386**)

(mm)

Code	Range	Accuracy	L	b	ØD
3636-25A*	0-25mm	3µm	62	34	20
3636-50A*	25-50mm	3µm	87	46	20
3636-75A	50-75mm	4µm	112	60	20
3636-100A*	75-100mm	4µm	139	72	20
3636-125A	100-125mm	5µm	164	85	20
3636-150A*	125-150mm	5µm	190	97	20
3636-175A	150-175mm	5µm	215	110	20
3636-200A*	175-200mm	5µm	240	122	20

* %uppli d with manufactur r insp ction c rtificat

(mm)

Code	Range	Accuracy	L	b	ØD
3636-225A	200-225mm	6µm	264	135	20
3636-250A*	225-250mm	6µm	290	148	20
3636-300A	250-300mm	6µm	325	165	24
3636-350A*	300-350mm	7µm	370	190	24
3636-400A	350-400mm	7µm	430	220	24
3636-450A*	400-450mm	8µm	475	250	24
3636-500A	450-500mm	8µm	530	273	24
3636-550A*	500-550mm	9µm	570	291	24
3636-600A	550-600mm	9µm	630	323	24

https://precishop.hu

CYLINDRICAL TIPS FOR GEAR TOOTH MICROMETERS

INSIZE PLUS
MADE IN EU OPE

CYLINDRICAL DIAMETER ØD CAN BE CUSTOMIZED

- %uppli d in pair
- Mad of hard n d st l
- % lf-positioning
- %uitabl for **3636, 3638, 3678,** s ri s microm t rs

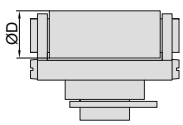

Code	Diameter of shaft (ØD)	Ød	Accuracy
7393-T1	1mm	3mm	±1µm
7393-T2	2mm	3mm	±1µm
7393-T3	3mm	3mm	±1µm
7393-T3D5	3.5mm	3mm	±1µm
7393-T4	4mm	3mm	±1µm
7393-T5	5mm	3mm	±1µm
7393-T6	6mm	3mm	±1µm
7393-T7	7mm	3mm	±1µm
7393-T8	8mm	3mm	±1µm

7393-T5

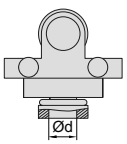

BALL TIPS FOR GEAR TOOTH MICROMETERS

INSIZE PLUS
MADE IN EU OPE

BALL TIPS DIAMETER SØD CAN BE CUSTOMIZED

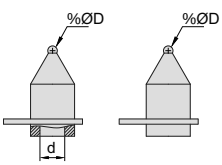

7383-1 **type A**

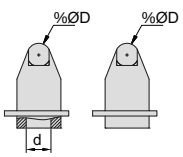

7383-2 **type B**

- %uppli d in pair
- Mad of hard n d st l
- %uitabl for **3636, 3638, 3678** s ri s microm t r s

Code	Ball dia. (SØD)	d	Accuracy	Type
7383-1	%Ø1mm	Ø3mm	±1µm	A
7383-1D5	%Ø1.5mm	Ø3mm	±1µm	B
7383-1D75	%Ø1.75mm	Ø3mm	±1µm	B
7383-2	%Ø2mm	Ø3mm	±1µm	B
7383-2D25	%Ø2.25mm	Ø3mm	±1µm	B
7383-2D5	%Ø2.5mm	Ø3mm	±1µm	B
7383-3	%Ø3mm	Ø3mm	±1µm	B
7383-3D5	%Ø3.5mm	Ø3mm	±1µm	B
7383-4	%Ø4mm	Ø3mm	±1µm	B
7383-4D5	%Ø4.5mm	Ø3mm	±1µm	B
7383-5	%Ø5mm	Ø3mm	±1µm	B
7383-5D5	%Ø5.5mm	Ø3mm	±1µm	B
7383-6	%Ø6mm	Ø3mm	±1µm	B

Code	Ball dia. (SØD)	d	Accuracy	Type
7383-6D5	%Ø6.5mm	Ø3mm	±1µm	B
7383-7	%Ø7mm	Ø3mm	±1µm	B
7383-7D5	%Ø7.5mm	Ø3mm	±1µm	B
7383-8	%Ø8mm	Ø3mm	±1µm	B
7383-9	%Ø9mm	Ø3mm	±1µm	B
7383-10	%Ø10mm	Ø3mm	±1µm	B
7383-10D5	%Ø10.5mm	Ø3mm	±1.5µm	B
7383-11	%Ø11mm	Ø3mm	±1.5µm	B
7383-12	%Ø12mm	Ø3mm	±1.5µm	B
7383-13	%Ø13mm	Ø3mm	±1.5µm	B
7383-14	%Ø14mm	Ø3mm	±1.5µm	B
7383-15	%Ø15mm	Ø3mm	±1.5µm	B
7383-16	%Ø16mm	Ø3mm	±1.5µm	B

https://precishop.hu

GEAR TOOTH MICROMETERS

- M t DIN863-3
- M asur ov r-pin diam t r of g ars
- ;raduation 0.01mm
- Ratch t stop
- %uppli d with s tting standards (xc pt 0-25mm)
- Optional acc ssory: ball tips (cod **7391**)

ball tips are optional

(mm)

Code	Range	Accuracy	L	b
3291-25	0-25mm	4µm	67	38
3291-50	25-50mm	4µm	92.4	50
3291-75	50-75mm	5µm	117.6	62
3291-100	75-100mm	5µm	143	70
3291-125	100-125mm	6µm	168.2	82
3291-150	125-150mm	6µm	192	94.5
3291-175	150-175mm	7µm	217	107
3291-200	175-200mm	7µm	242	130
3291-225	200-225mm	8µm	267	142.5
3291-250	225-250mm	8µm	292	155
3291-275	250-275mm	9µm	317	167.5

3291-25

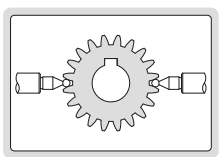

Unit: mm

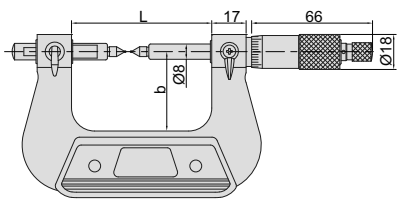

6

DIGITAL GEAR TOOTH MICROMETERS

IP65 WATERPROOF

DATA OUTPUT

- M asur ov r-pin diam t r of g ars
- R solution 0.001mm/0.00005"
- IP65 dust/wat rproof
- Button function: on/off, s t, mm/inch, data transmit
- Data output
- Automatic pow r off
- Ratch t stop
- %uppli d with s tting standards (xc pt 0-25mm/0-1")
- Optional acc ssory: ball tips (cod **7391**), data output cabl (cod **7315-31 need receiver** pag 4, **7302-31** pag 12)

ball tips are optional

3591-25A

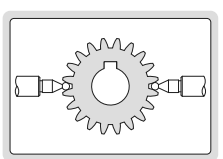

(mm)

Code	Range	Accuracy	L	b
3591-25A	0-25mm/0-1"	±4µm	67	38
3591-50A	25-50mm/1-2"	±4µm	92.4	50
3591-75A	50-75mm/2-3"	±5µm	117.6	62
3591-100A	75-100mm/3-4"	±5µm	143	70
3591-125A	100-125mm/4-5"	±6µm	168.2	82
3591-150A	125-150mm/5-6"	±6µm	192	94.5
3591-175A	150-175mm/6-7"	±7µm	217	107

Unit: mm

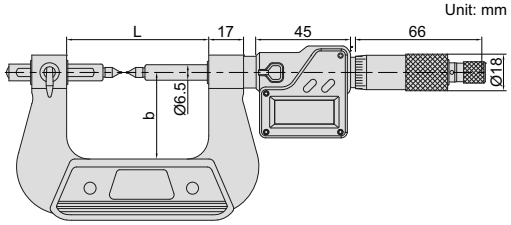

BALL TIPS FOR GEAR TOOTH MICROMETERS

BALL TIPS DIAMETER SØD CAN BE CUSTOMIZED WITH SIZES BETWEEN 1.50-6.00MM

- %uppli d in pair
- %uitabl for **3291, 3591**s ri s microm t rs

Code	Ball dia. (D)
7391-T2	%Ø1.5mm
7391-T3	%Ø2.0mm
7391-T4	%Ø2.5mm
7391-T5	%Ø3.0mm

Code	Ball dia. (D)
7391-T6	%Ø3.5mm
7391-T7	%Ø4.0mm
7391-T8	%Ø4.5mm
7391-T9	%Ø5.0mm
7391-T10	%Ø6.0mm

7391-T5

Unit: mm

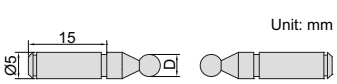

https://precishop.hu

POINT MICROMETERS

INSIZE PLUS
MADE IN EU OPE

ATTENTION: SETTING STANDARDS ARE NOT INCLUDED

INSPECTION CERTIFICATE

(mm)

Code	Range	Accuracy	L	b
3659-25A	0-25mm	4µm	62	34
3659-50A*	25-50mm	4µm	87	46
3659-75A*	50-75mm	5µm	112	60
3659-100A*	75-100mm	5µm	139	72
3659-125A*	100-125mm	6µm	164	85
3659-150A*	125-150mm	6µm	190	97
3659-175A*	150-175mm	7µm	215	110
3659-200A*	175-200mm	7µm	240	122
3659-225A*	200-225mm	8µm	264	135
3659-250A*	225-250mm	8µm	290	148

* %uppli d with manufactur r insp ction c rtificat

3659-25A

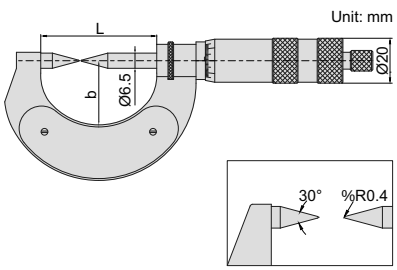

- M asur th w b thickn ss of drills, small groov s and k yways
- ;raduation: 0.01mm
- Ratch t stop
- Carbid tips
- Optional acc ssory: s tting standards (cod **7386**)

POINT MICROMETERS

- M asur th w b thickn ss of drills, small groov s and k yways
- ;raduation 0.01mm
- Ratch t stop
- Carbid tips
- %uppli d with s tting standards (xc pt 0-25mm)

(mm)

Code	Range	Type	Accuracy	L	b
3230-25A	0-25mm	A	4µm	57	32
3230-50A	25-50mm	A	4µm	82	44.5
3230-75A	50-75mm	A	5µm	107	57
3230-100A	75-100mm	A	5µm	132.6	69.5
3230-25BA	0-25mm	B	4µm	57	32
3230-50BA	25-50mm	B	4µm	82	44.5
3230-75BA	50-75mm	B	5µm	107	57
3230-100BA	75-100mm	B	5µm	132.6	69.5

3230-25A

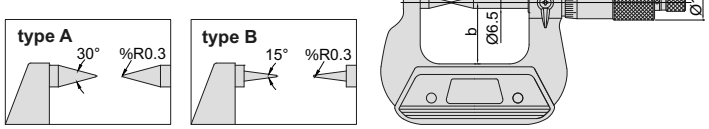

DIGITAL POINT MICROMETERS

DATA OUTPUT

IP65 WATERPROOF

- M asur th w b thickn ss of drills, small groov s and k yways
- R solution 0.001mm/0.00005"
- IP65 dust/wat rproof
- Button function: on/off, s t, mm/inch, data transmit
- Data output
- Automatic pow r off
- Ratch t stop
- Carbid tips
- %uppli d with s tting standards (xc pt 0-25mm/0-1")
- Optional acc ssory: data output cabl (cod **7315-31 need receiver** pag 4, **7302-31** pag 12)

(mm)

Code	Range	Type	Accuracy	L	b
3530-25A	0-25mm/0-1"	A	±4µm	57	32
3530-50A	25-50mm/1-2"	A	±4µm	82	44.5
3530-75A	50-75mm/2-3"	A	±5µm	107	57
3530-100A	75-100mm/3-4"	A	±5µm	132.6	69.5
3530-25BA	0-25mm/0-1"	B	±4µm	57	32
3530-50BA	25-50mm/1-2"	B	±4µm	82	44.5
3530-75BA	50-75mm/2-3"	B	±5µm	107	57
3530-100BA	75-100mm/3-4"	B	±5µm	132.6	69.5

3530-25A

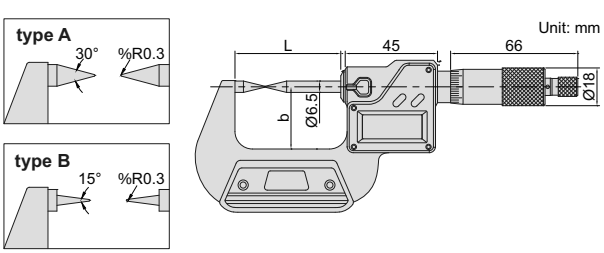

https://precishop.hu

HIGH PRECISION DIGITAL POINT MICROMETERS/SNAP GAGES

ONE TURN OF SLEEVE MAKES 5MM SPINDLE FEED, PRESS THE FORK, THE SPINDLE RETRACTS 3MM | ABSOLUTE ENCODER, THE ORIGINAL DATA REMAINS AFTER POWER OFF | MEASUREMENT ACCURACY IS NOT AFFECTED BY THE USE OF SLEEVE | NON-ROTATING SPINDLE | DATA OUTPUT

ATTENTION: RECHARGEABLE BATTERY, FOR 24 HOURS CONTINUOUS WORKING

IP65 WATERPROOF

INSPECTION CERTIFICATE

VIDEO

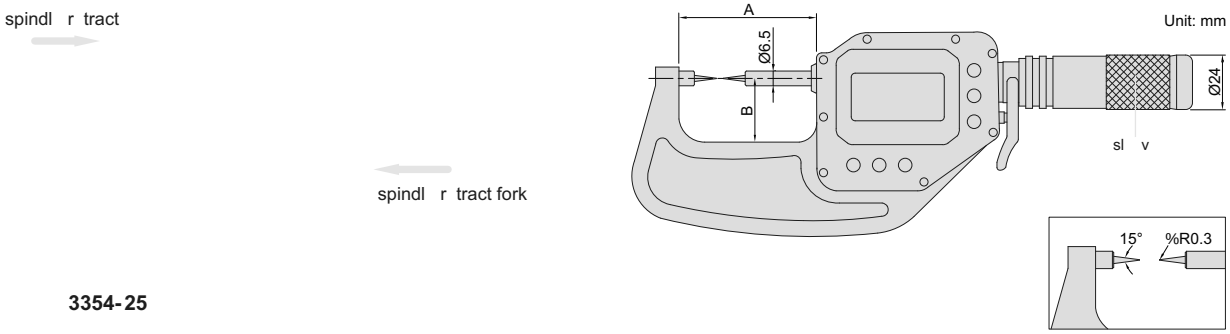

3354-25

- M asur th w b thickn ss of drills, small groov s and k yways
- Absolut ncod r, th original data r mains aft r pow r off
- Adjustabl r solution: 0.0002mm/0.00001"
  0.001mm/0.00005"
  0.01mm/0.0005"
- On turn of sl v mak s 5mm spindl f d
- M asur m nt accuracy is not aff ct d by th us of sl v
- Pr ss th fork, th spindl r tracts 3mm
- Lin ar ball b arings for t n million tim s us
- Carbid spindl and anvil
- M asuring forc 7-10N
  Customizabl m asuring forc rang 2-12N
  Att ntion: small m asuring forc will r duc th dustproof and wat rproof l v l
- Button function: data output, tol ranc , data pr s t, data hold, m asuring dir ction chang , max./min./TIR, pow r off tim , on/off, z ro, mm/inch, adjust r solution
- %uppli d with gag blocks for z ro s tting (xc pt 0-25mm/0-1")
- Pow r: r charg abl batt ry, for 24 hours continuous working

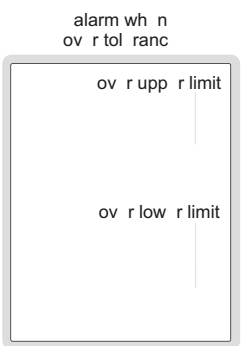



With data interface
Optional acc ssory:
wir l ss transmitt r, cod **7315-3350 need receiver** pag 6
data output cabl (k yboard format), cod **7302-3350** pag 13

Code	Range	Accuracy	Repeatability	A	B
3354-25	0-25mm/0-1"	2μm	1μm	63mm	25mm
3354-50*	25-50mm/1-2"	2μm	1μm	88mm	42mm
3354-75*	50-75mm/2-3"	2μm	1μm	113mm	56mm

Built-in wireless
Optional acc ssory:
wir l ss r c iv r (k yboard format, conn ct up to 15 digital indicators), cod **2134-R1**
wir l ss r c iv r (s rial port format, conn ct up to 15 digital indicators), cod **2134-R2**

Code	Range	Accuracy	Repeatability	A	B
3354-25WL	0-25mm/0-1"	2μm	1μm	63mm	25mm
3354-50WL*	25-50mm/1-2"	2μm	1μm	88mm	42mm
3354-75WL*	50-75mm/2-3"	2μm	1μm	113mm	56mm

* %uppli d with manufactur r insp ction c rtificat

https://precishop.hu

GEAR ROOT DIAMETER MICROMETERS

cast iron fram

st l tub fram

3297-100

- M asur diam t r of g ar root circl
- ;raduation 0.01mm
- Ratch t stop
- M t DIN863-3
- Carbid m asuring fac s
- %uppli d with s tting standards

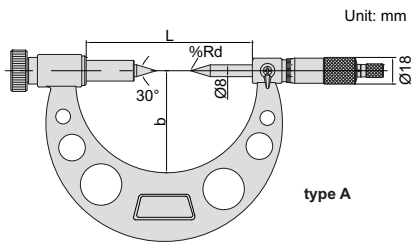

(mm)

Code	Range	Type	Accuracy	L	b	SRd
3297-100	5-100mm	A	5μm	137	72	0.4
3297-200	100-200mm	A	7μm	237	129	0.5
3297-300	200-300mm	B	9μm	414	225	0.7
3297-400	300-400mm	B	11μm	514	275	0.7
3297-500	400-500mm	B	13μm	614	325	0.7
3297-600	500-600mm	B	15μm	714	375	0.7
3297-700	600-700mm	B	16μm	814	425	0.7
3297-800	700-800mm	B	18μm	914	475	0.7
3297-900	800-900mm	B	20μm	1014	525	0.7

3297-300

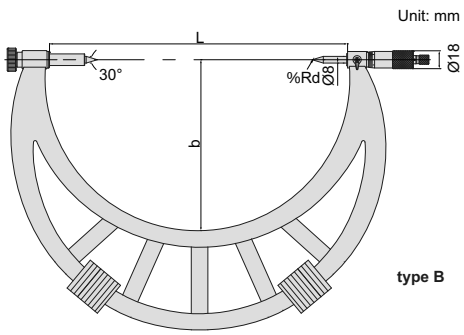

DIGITAL GEAR ROOT DIAMETER MICROMETERS

IP65
WATERPROOF

DATA OUTPUT

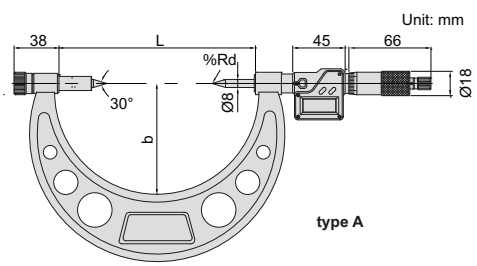

cast iron fram

3597-100

st l tub fram

- M asur diam t r of g ar root circl
- R solution 0.001mm/0.0001" (r solution of **3597-100** and **3597-200** is 0.001mm/0.00005")
- IP65 dust/wat rproof
- Button function: on/off, s t, mm/inch, data transmit
- Data output
- Automatic pow r off
- Ratch t stop
- Carbid m asuring fac s
- %uppli d with s tting standards
- Optional acc ssory: data output cabl (cod **7315-31 need receiver** pag 4, **7302-31** pag 12)

(mm)

Code	Range	Type	Accuracy	L	b	SRd
3597-100	5-100mm	A	3μm	137	72	0.4
3597-200	100-200mm	A	4μm	237	129	0.5
3597-300	200-300mm	B	5μm	414	225	0.7
3597-400	300-400mm	B	6μm	514	275	0.7
3597-500	400-500mm	B	7μm	614	325	0.7
3597-600	500-600mm	B	8μm	714	375	0.7
3597-700	600-700mm	B	8μm	814	425	0.7
3597-800	700-800mm	B	9μm	914	475	0.7
3597-900	800-900mm	B	10μm	1014	525	0.7

3597-300

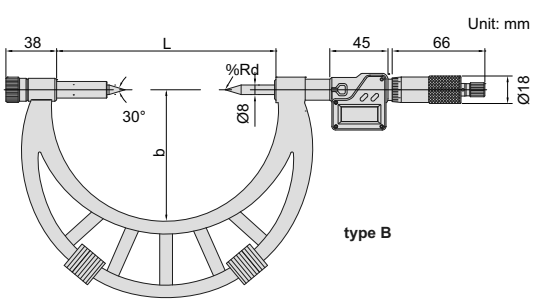

https://precishop.hu

INSPECTION CERTIFICATE

ATTENTION: SETTING STANDARDS ARE NOT INCLUDED

B ADE MICROMETERS

INSIZE PLUS
MADE IN EU OPE

Unit: mm

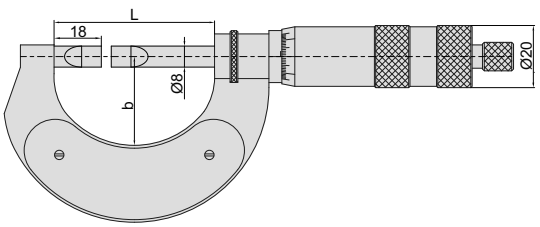

3650-25A

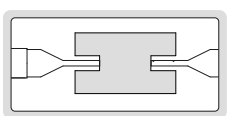

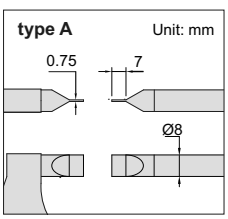

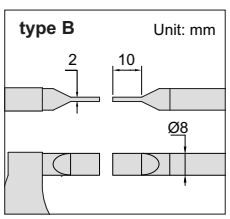

- Meet DIN863-3
- Graduation 0.01mm
- Force: 5-10N
- Optional accessory: setting standards (code **7386**)

(mm)

Code	Range	Type	Accuracy		b
3650-25A*	0-25mm	A	4μm	62	34
3650-50A*	25-50mm	A	4μm	87	46
3650-75A*	50-75mm	B	5μm	112	60
3650-100A*	75-100mm	B	5μm	139	72
3650-125A*	100-125mm	B	6μm	164	85
3650-150A*	125-150mm	B	6μm	190	97
3650-175A*	150-175mm	B	7μm	215	110
3650-200A*	175-200mm	B	7μm	240	122
3650-225A*	200-225mm	B	8μm	264	135
3650-250A*	225-250mm	B	8μm	290	148
3650-275A*	250-275mm	B	9μm	315	160
3650-300A*	275-300mm	B	9μm	340	174

*Supplied with manufacturer inspection certificate

https://precishop.hu

B ADE MICROMETERS

NON-ROTATING SPINDLE

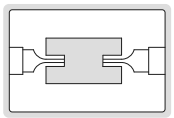

- Meet DIN863-3
- Measure the groove diameter of shafts and keyways
- Graduation 0.01mm
- Non-rotating spindle
- Ratchet stop
- Supplied with setting standards (except 0-25mm)

3232-25A

Unit: mm

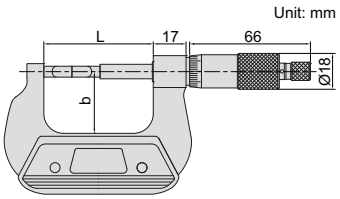

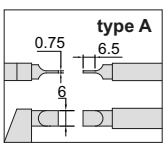

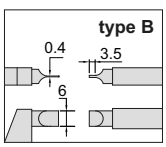

6

Type A (mm)

Code	Range	Accuracy		b
3232-25A	0-25mm	4μm	57	32
3232-50A	25-50mm	4μm	82	44.5
3232-75A	50-75mm	5μm	107	57
3232-100A	75-100mm	5μm	132.6	69.5
3232-125A	100-125mm	6μm	158	82
3232-150A	125-150mm	6μm	183.4	94.5
3232-175A	150-175mm	7μm	208.8	107
3232-200A	175-200mm	7μm	234.2	129.6
3232-225A	200-225mm	8μm	259.6	142.3
3232-250A	225-250mm	8μm	285	155
3232-275A	250-275mm	9μm	310.4	167.7
3232-300A	275-300mm	9μm	336.5	177.8

Type B (mm)

Code	Range	Accuracy		b
3232-25BA	0-25mm	4μm	57	32
3232-50BA	25-50mm	4μm	82	44.5
3232-75BA	50-75mm	5μm	107	57
3232-100BA	75-100mm	5μm	132.6	69.5
3232-125BA	100-125mm	6μm	158	82
3232-150BA	125-150mm	6μm	183.4	94.5
3232-175BA	150-175mm	7μm	208.8	107
3232-200BA	175-200mm	7μm	234.2	129.6
3232-225BA	200-225mm	8μm	259.6	142.3
3232-250BA	225-250mm	8μm	285	155
3232-275BA	250-275mm	9μm	310.4	167.7
3232-300BA	275-300mm	9μm	336.5	177.8

DIGITA B ADE MICROMETERS

DATA OUTPUT | NON-ROTATING SPINDLE

- Measure the groove diameter of shafts and keyways
- Resolution 0.001mm/0.00005"
- Non-rotating spindle
- Button function: on/off, set, mm/inch, data transmit
- Data output
- Automatic power off
- Ratchet stop
- Supplied with setting standards (except 0-25mm/0-1")
- Optional accessory: data output cable (code **7315-31 need receiver** page 4, **7302-31** page 12)

(mm)

Code	Range	Type	Accuracy		b
3532-25A	0-25mm/0-1"	A	±4μm	57	32
3532-50A	25-50mm/1-2"	A	±4μm	82	44.5
3532-75A	50-75mm/2-3"	A	±5μm	107	57
3532-100A	75-100mm/3-4"	A	±5μm	132.6	69.5
3532-125A	100-125mm/4-5"	A	±6μm	158	82
3532-150A	125-150mm/5-6"	A	±6μm	183.4	94.5
3532-175A	150-175mm/6-7"	A	±7μm	208.8	107
3532-25BA	0-25mm/0-1"	B	±4μm	57	32
3532-50BA	25-50mm/1-2"	B	±4μm	82	44.5
3532-75BA	50-75mm/2-3"	B	±5μm	107	57
3532-100BA	75-100mm/3-4"	B	±5μm	132.6	69.5
3532-125BA	100-125mm/4-5"	B	±6μm	158	82
3532-150BA	125-150mm/5-6"	B	±6μm	183.4	94.5
3532-175BA	150-175mm/6-7"	B	±7μm	208.8	107

3532-25A

Unit: mm

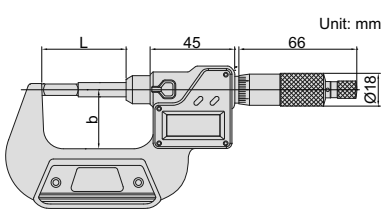

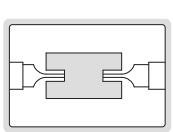

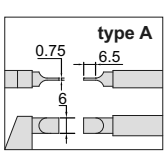

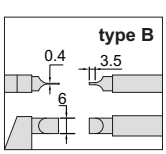

https://precishop.hu

HIGH PRECISION DIGITA B ADE MICROMETERS/SNAP GAGES

ATTENTION: RECHARGEABLE BATTERY, FOR 24 HOURS CONTINUOUS WORKING

MEASUREMENT ACCURACY IS NOT AFFECTED BY THE USE OF SLEEVE

P65 WATERPROOF

DATA OUTPUT

ABSOLUTE ENCODER, THE ORIGINAL DATA REMAINS AFTER POWER OFF

NON-ROTATING SPINDLE

ONE TURN OF SLEEVE MAKES 5MM SPINDLE FEED, PRESS THE FORK, THE SPINDLE RETRACTS 3MM

INSPECTION CERTIFICATE

V DEO

spindle retract

spindle retract fork

3352-25A

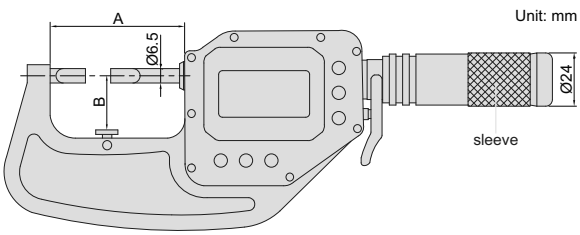

- Measure the groove diameter of shafts and keyways
- Absolute encoder, the original data remains after power off
- Adjustable resolution: 0.0002mm/0.00001"
  0.001mm/0.00005"
  0.01mm/0.0005"
- One turn of sleeve makes 5mm spindle feed
- Measurement accuracy is not affected by the use of sleeve
- Press the fork, the spindle retracts 3mm
- Linear ball bearings for ten million times use
- Carbide spindle and anvil
- Measuring force 7-10N
  Customizable measuring force range 2-12N
  Attention: small measuring force will reduce the dustproof and waterproof level
- Button function: data output, tolerance, data preset, data hold, measuring direction change, max./min./TIR, power off time, on/off, zero, mm/inch, adjust resolution
- Supplied with gage blocks for zero setting (except 0-25mm/0-1")
- Power: rechargeable battery, for 24 hours continuous working

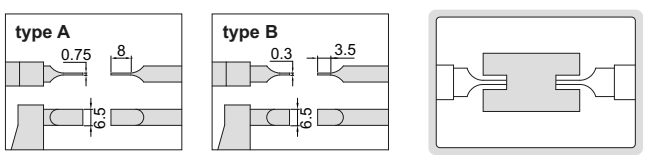

With data interface
Optional accessory:
wireless transmitter, code **7315-3350 need receiver** page 6
data output cable (keyboard format), code **7302-3350** page 13

Code	Range	Type	Accuracy	Repeatability	A	B
3352-25A*	0-25mm/0-1"	A	2μm	1μm	63mm	25mm
3352-50A*	25-50mm/1-2"	A	2μm	1μm	88mm	42mm
3352-75A*	50-75mm/2-3"	A	2μm	1μm	113mm	56mm
3352-25B*	0-25mm/0-1"	B	2μm	1μm	63mm	25mm
3352-50B*	25-50mm/1-2"	B	2μm	1μm	88mm	42mm
3352-75B*	50-75mm/2-3"	B	2μm	1μm	113mm	56mm

alarm when over tolerance

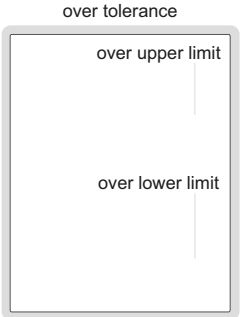

Built-in wireless
Optional accessory:
wireless receiver (keyboard format, connect up to 15 digital indicators), code **2134-R1**
wireless receiver (serial port format, connect up to 15 digital indicators), code **2134-R2**

Code	Range	Type	Accuracy	Repeatability	A	B
3352-25AW*	0-25mm/0-1"	A	2μm	1μm	63mm	25mm
3352-50AW*	25-50mm/1-2"	A	2μm	1μm	88mm	42mm
3352-75AW*	50-75mm/2-3"	A	2μm	1μm	113mm	56mm
3352-25BW*	0-25mm/0-1"	B	2μm	1μm	63mm	25mm
3352-50BW*	25-50mm/1-2"	B	2μm	1μm	88mm	42mm
3352-75BW*	50-75mm/2-3"	B	2μm	1μm	113mm	56mm

wireless receiver
2134-R1, 2134-R2 (optional)



*Supplied with manufacturer inspection certificate

https://precishop.hu

CRIMP HEIGHT MICROMETERS

- Measure the height of crimp contact
- Graduation 0.01mm
- Ratchet stop
- Supplied with setting standards (except 0-25mm)

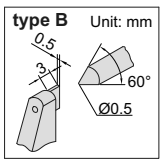

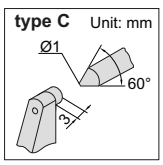

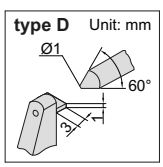

RELATIVE PRODUCT: DIGITAL CRIMP HEIGHT CALIPER (CODE 1165-150A)

(mm)

Code	Range	Type	Accuracy		b
3266-25BA	0-25mm	B	4μm	34	24
3266-25CA	0-25mm	C	4μm	34	24
3266-50CA	25-50mm	C	4μm	59	32
3266-75CA	50-75mm	C	5μm	85	45
3266-100CA	75-100mm	C	5μm	110	57
3266-25DA	0-25mm	D	4μm	34	24

3266-25BA

Unit: mm

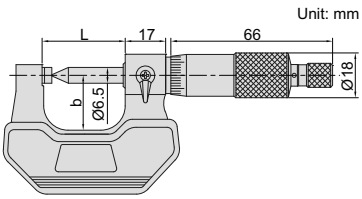

6

DIGITA CRIMP HEIGHT MICROMETERS

RELATIVE PRODUCT: DIGITAL CRIMP HEIGHT CALIPER (CODE 1165-150A)

DATA OUTPUT

P65 WATERPROOF

- Measure the height of crimp contact
- Resolution 0.001mm/0.00005"
- IP65 dust/waterproof
- Button function: on/off, set, mm/inch, data transmit
- Data output
- Automatic power off
- Ratchet stop
- Supplied with setting standards (except 0-25mm/0-1")
- Optional accessory: data output cable (code **7315-31 need receiver** page 4, **7302-31** page 12)



3566-25BA

Unit: mm

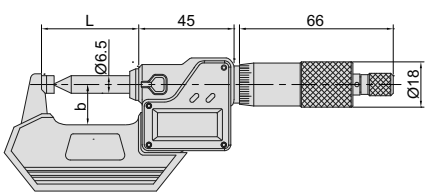

(mm)

Code	Range	Type	Accuracy		b
3566-25BA	0-25mm/0-1"	B	±4μm	34.5	25
3566-25CA	0-25mm/0-1"	C	±4μm	34.5	25
3566-50CA	25-50mm/0-1"	C	±4μm	59.5	32
3566-75CA	50-75mm/0-1"	C	±5μm	84.5	44.5
3566-100CA	75-100mm/0-1"	C	±5μm	109.5	57
3566-25DA	0-25mm/0-1"	D	±4μm	34.5	25

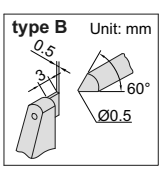

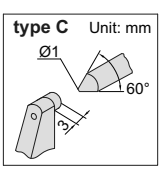

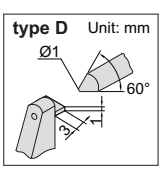

SP INE MICROMETERS

INSIZE PLUS

MADE IN EU OPE

INSPECTION CERTIFICATE

(mm)

Code	Range	Accuracy		b
3658-25	0-25mm	4μm	62	34
3658-50*	25-50mm	4μm	87	46
3658-75	50-75mm	5μm	112	60
3658-100*	75-100mm	5μm	139	72
3658-125	100-125mm	6μm	164	85
3658-150*	125-150mm	6μm	190	97
3658-175	150-175mm	7μm	215	110
3658-200*	175-200mm	7μm	240	122
3658-225	200-225mm	8μm	264	135
3658-250*	225-250mm	8μm	290	148

*Supplied with manufacturer inspection certificate

- Meet DIN863-3
- Measure splined shafts, slots and keyways
- Graduation 0.01mm
- Ratchet stop
- Carbide measuring faces
- Optional accessory: setting standards (code **7386**)

3658-25

ATTENTION: SETTING STANDARDS ARE NOT INCLUDED

Unit: mm

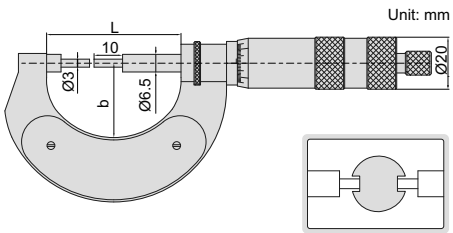

https://precishop.hu

SP INE MICROMETERS

- Meet DIN863-3
- Measure splined shafts, slots and keyways
- Graduation 0.01mm
- Ratchet stop
- Carbide measuring faces
- Supplied with setting standards (except 0-25mm)

(mm)

Code	Range	Type	Accuracy		b
3233-25A	0-25mm	A	4μm	57	32
3233-50A	25-50mm	A	4μm	82	44.5
3233-75A	50-75mm	A	5μm	107	57
3233-100A	75-100mm	A	5μm	132.6	69.5
3233-125A	100-125mm	A	6μm	158	82
3233-150A	125-150mm	A	6μm	183.4	94.5
3233-175A	150-175mm	A	7μm	208.8	107
3233-25BA	0-25mm	B	4μm	57	32
3233-50BA	25-50mm	B	4μm	82	44.5
3233-75BA	50-75mm	B	5μm	107	57
3233-100BA	75-100mm	B	5μm	132.6	69.5
3233-125BA	100-125mm	B	6μm	158	82
3233-150BA	125-150mm	B	6μm	183.4	94.5
3233-175BA	150-175mm	B	7μm	208.8	107

3233-25BA

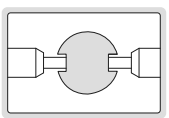

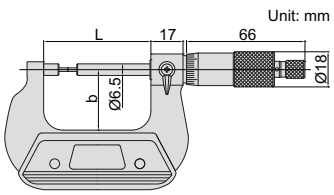

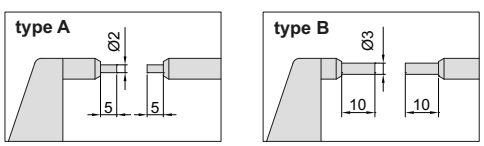

P65 WATERPROOF

DATA OUTPUT

DIGITA SP INE MICROMETERS

- Measure splined shafts, slots and keyways
- Resolution 0.001mm/0.00005"
- IP65 dust/waterproof
- Button function: on/off, set, mm/inch, data transmit
- Data output
- Automatic power off
- Ratchet stop
- Carbide measuring faces
- Supplied with setting standards (except 0-25mm/0-1")
- Optional accessory: data output cable (code **7315-31 need receiver** page 4, **7302-31** page 12)

(mm)

Code	Range	Type	Accuracy		b
3533-25A	0-25mm/0-1"	A	±4μm	57	32
3533-50A	25-50mm/1-2"	A	±4μm	82	44.5
3533-75A	50-75mm/2-3"	A	±5μm	107	57
3533-100A	75-100mm/3-4"	A	±5μm	132.6	69.5
3533-125A	100-125mm/4-5"	A	±6μm	158	82
3533-150A	125-150mm/5-6"	A	±6μm	183.4	94.5
3533-175A	150-175mm/6-7"	A	±7μm	208.8	107
3533-25BA	0-25mm/0-1"	B	±4μm	57	32
3533-50BA	25-50mm/1-2"	B	±4μm	82	44.5
3533-75BA	50-75mm/2-3"	B	±5μm	107	57
3533-100BA	75-100mm/3-4"	B	±5μm	132.6	69.5
3533-125BA	100-125mm/4-5"	B	±6μm	158	82
3533-150BA	125-150mm/5-6"	B	±6μm	183.4	94.5
3533-175BA	150-175mm/6-7"	B	±7μm	208.8	107

3533-25BA

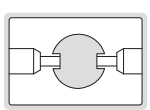

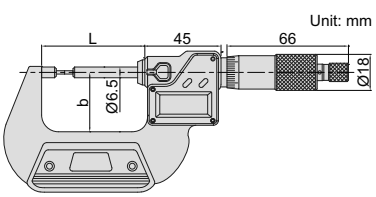

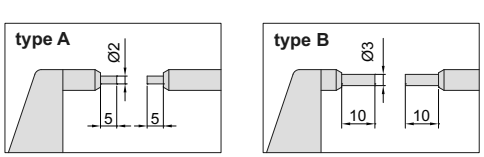

https://precishop.hu

HIGH PRECISION DIGITA SP INE MICROMETERS/SNAP GAGES

ONE TURN OF SLEEVE MAKES 5MM SPINDLE FEED, PRESS THE FORK, THE SPINDLE RETRACTS 3MM | MEASUREMENT ACCURACY IS NOT AFFECTED BY THE USE OF SLEEVE | NON-ROTATING SPINDLE | ABSOLUTE ENCODER, THE ORIGINAL DATA REMAINS AFTER POWER OFF | P65 WATERPROOF

ATTENTION: RECHARGEABLE BATTERY, FOR 24 HOURS CONTINUOUS WORKING | DATA OUTPUT | INSPECTION CERTIFICATE

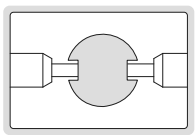

VIDEO

- Measure splined shafts, slots and keyways
- Absolute encoder, the original data remains after power off
- Adjustable resolution: 0.0002mm/0.00001"
  0.001mm/0.00005"
  0.01mm/0.0005"
- One turn of sleeve makes 5mm spindle feed
- Measurement accuracy is not affected by the use of sleeve
- Press the fork, the spindle retracts 3mm
- Linear ball bearings for ten million times use
- Carbide spindle and anvil
- Measuring force 7-10N
  Customizable measuring force range 2-12N
  Attention: small measuring force will reduce the dustproof and waterproof level
- Button function: data output, tolerance, data preset, data hold, measuring direction change, max./min./TIR, power off time, on/off, zero, mm/inch, adjust resolution
- Supplied with gage blocks for zero setting (except 0-25mm/0-1")
- Power: rechargeable battery, for 24 hours continuous working

3356-25

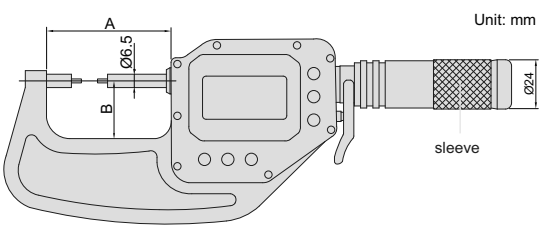

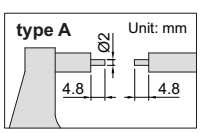

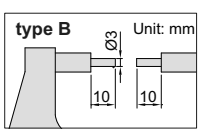

With data interface
Optional accessory:
wireless transmitter, code **7315-3350 need receiver** page 6
data output cable (keyboard format), code **7302-3350** page 13

Code	Range	Accuracy	Type	Repeatability	A	B
3356-25 *	0-25mm/0-1"	2μm	A	1μm	63mm	25mm
3356-50 *	25-50mm/1-2"	2μm	A	1μm	88mm	42mm
3356-75 *	50-75mm/2-3"	2μm	A	1μm	113mm	56mm
3356-25B *	0-25mm/0-1"	2μm	B	1μm	63mm	25mm
3356-50B *	25-50mm/1-2"	2μm	B	1μm	88mm	42mm
3356-75B *	50-75mm/2-3"	2μm	B	1μm	113mm	56mm

alarm when over tolerance

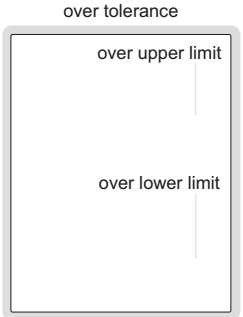

Built-in wireless
Optional accessory:
wireless receiver (keyboard format, connect up to 15 digital indicators), code **2134-R1**
wireless receiver (serial port format, connect up to 15 digital indicators), code **2134-R2**

Code	Range	Accuracy	Type	Repeatability	A	B
3356-25W *	0-25mm/0-1"	2μm	A	1μm	63mm	25mm
3356-50W *	25-50mm/1-2"	2μm	A	1μm	88mm	42mm
3356-75W *	50-75mm/2-3"	2μm	A	1μm	113mm	56mm
3356-25BW *	0-25mm/0-1"	2μm	B	1μm	63mm	25mm
3356-50BW *	25-50mm/1-2"	2μm	B	1μm	88mm	42mm
3356-75BW *	50-75mm/2-3"	2μm	B	1μm	113mm	56mm

wireless receiver
2134-R1, 2134-R2 (optional)



*Supplied with manufacturer inspection certificate

https://precishop.hu

CY INDRICA ANVI TUBE MICROMETERS

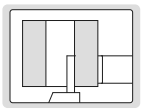

- Measure wall thickness of tubes
- Graduation 0.01mm
- Ratchet stop
- Carbide spindle tip
- Supplied with setting standards (except 0-25mm)

3261-25A

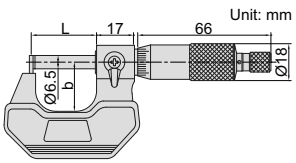

(mm)

Code	Range	Type	Accuracy		b
3261-25A	0-25mm	A	6μm	36	25
3261-50A	25-50mm	A	6μm	61	32
3261-25BA	0-25mm	B	6μm	36	25
3261-50BA	25-50mm	B	6μm	61	32
3261-25CA	0-25mm	C	6μm	36	25
3261-50CA	25-50mm	C	6μm	61	32
3261-25DA	0-25mm	D	6μm	36	25
3261-50DA	25-50mm	D	6μm	61	32
3261-25EA	0-25mm	E	6μm	36	25
3261-50EA	25-50mm	E	6μm	61	32
3261-25FA	0-25mm	F	6μm	36	25
3261-50FA	25-50mm	F	6μm	61	32

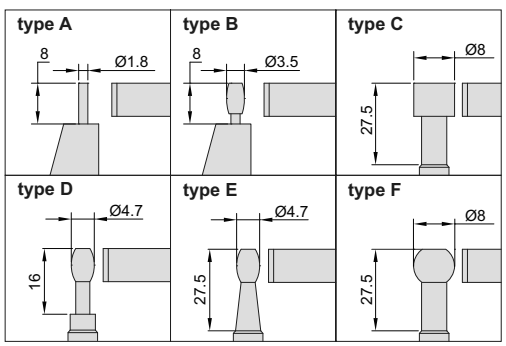

DIGITA CY INDRICA ANVI TUBE MICROMETERS

P65 WATERPROOF

DATA OUTPUT

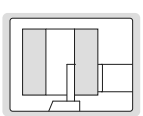

- Measure wall thickness of tubes
- Resolution 0.001mm/0.00005"
- IP65 dust/waterproof
- Button function: on/off, set, mm/inch, data transmit
- Data output
- Automatic power off
- Ratchet stop
- Carbide spindle tip
- Supplied with setting standards (except 0-25mm/0-1")
- Optional accessory: data output cable (code **7315-31 need receiver** page 4, **7302-31** page 12)

3561-25A

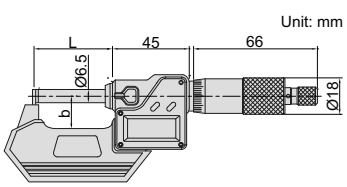

(mm)

Code	Range	Type	Accuracy		b
3561-25A	0-25mm/0-1"	A	±6μm	36	25
3561-50A	25-50mm/1-2"	A	±6μm	61	32
3561-25BA	0-25mm/0-1"	B	±6μm	36	25
3561-50BA	25-50mm/1-2"	B	±6μm	61	32
3561-25CA	0-25mm/0-1"	C	±6μm	36	25
3561-50CA	25-50mm/1-2"	C	±6μm	61	32
3561-25DA	0-25mm/0-1"	D	±6μm	36	25
3561-50DA	25-50mm/1-2"	D	±6μm	61	32
3561-25EA	0-25mm/0-1"	E	±6μm	36	25
3561-50EA	25-50mm/1-2"	E	±6μm	61	32
3561-25FA	0-25mm/0-1"	F	±6μm	36	25
3561-50FA	25-50mm/1-2"	F	±6μm	61	32

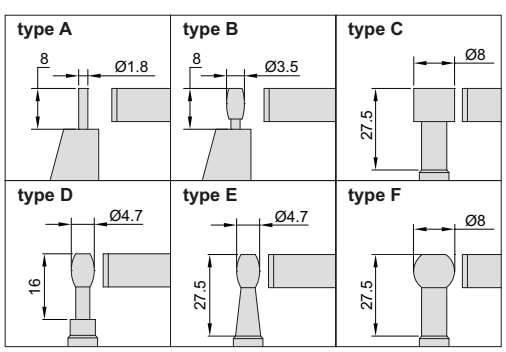

https://precishop.hu

SPHERICA ANVI TUBE MICROMETERS

- Meet DIN863-3
- Measure wall thickness of tubes
- Graduation 0.01mm
- Ratchet stop
- Carbide measuring faces
- Supplied with setting standards (except 0-25mm)

3260-25A

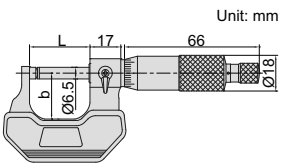

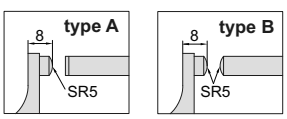

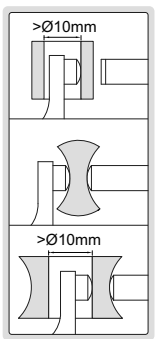

(mm)

Code	Range	Type	Accuracy		b
3260-25A	0-25mm	A	4μm	32	24
3260-50A	25-50mm	A	4μm	57	32
3260-75A	50-75mm	A	5μm	82	44.5
3260-100A	75-100mm	A	5μm	107	57
3260-25SA	0-25mm	B	4μm	32	24
3260-50SA	25-50mm	B	4μm	57	32
3260-75SA	50-75mm	B	5μm	82	44.5
3260-100SA	75-100mm	B	5μm	107	57

DIGITA SPHERICA ANVI TUBE MICROMETERS

P65 WATERPROOF

DATA OUTPUT

- Measure wall thickness of tubes
- Resolution 0.001mm/0.00005"
- IP65 dust/waterproof
- Button function: on/off, set, mm/inch, data transmit
- Data output
- Automatic power off
- Ratchet stop
- Carbide measuring faces
- Supplied with setting standards (except 0-25mm/0-1")
- Optional accessory: data output cable
  (code **7315-31 need receiver** page 4, **7302-31** page 12)

3560-25A

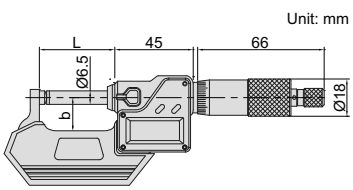

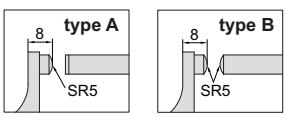

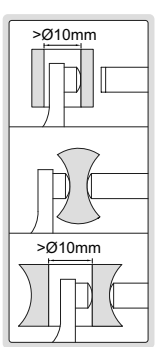

(mm)

Code	Range	Type	Accuracy		b
3560-25A	0-25mm/0-1"	A	±4μm	32	24
3560-50A	25-50mm/1-2"	A	±4μm	57	32
3560-75A	50-75mm/2-3"	A	±5μm	82	44.5
3560-100A	75-100mm/3-4"	A	±5μm	107	57
3560-25SA	0-25mm/0-1"	B	±4μm	32	24
3560-50SA	25-50mm/1-2"	B	±4μm	57	32
3560-75SA	50-75mm/2-3"	B	±5μm	82	44.5
3560-100SA	75-100mm/3-4"	B	±5μm	107	57

https://precishop.hu

HIGH PRECISION DIGITA SPHERICA ANVI TUBE MICROMETERS/SNAP GAGES

P65 WATERPROOF | NON-ROTATING SPINDLE | ABSOLUTE ENCODER, THE ORIGINAL DATA REMAINS AFTER POWER OFF | ONE TURN OF SLEEVE MAKES 5MM SPINDLE FEED, PRESS THE FORK, THE SPINDLE RETRACTS 3MM | MEASUREMENT ACCURACY IS NOT AFFECTED BY THE USE OF SLEEVE

INSPECTION CERTIFICATE | ATTENTION: RECHARGEABLE BATTERY, FOR 24 HOURS CONTINUOUS WORKING | DATA OUTPUT

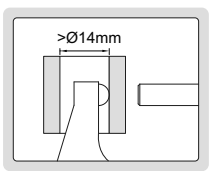

V DEO

- Measure wall thickness of tubes
- Absolute encoder, the original data remains after power off
- Adjustable resolution: 0.0002mm/0.00001"
  0.001mm/0.00005"
  0.01mm/0.0005"
- One turn of sleeve makes 5mm spindle feed
- Measurement accuracy is not affected by the use of sleeve
- Press the fork, the spindle retracts 3mm
- Linear ball bearings for ten million times use
- Carbide spindle and anvil
- Measuring force 7-10N
  Customizable measuring force range 2-12N
  Attention: small measuring force will reduce the dustproof and waterproof level
- Button function: data output, tolerance, data preset, data hold, measuring direction change, max./min./TIR, power off time, on/off, zero, mm/inch, adjust resolution
- Supplied with gage blocks for zero setting (except 0-25mm/0-1")
- Power: rechargeable battery, for 24 hours continuous working

3355-25

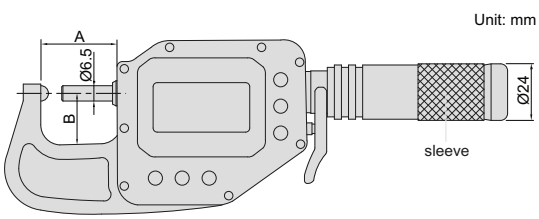

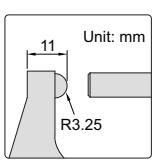

With data interface
Optional accessory:
wireless transmitter, code **7315-3350 need receiver** page 6
data output cable (keyboard format), code **7302-3350** page 13

Code	Range	Accuracy	Repeatability	A	B
3355-25 *	0-25mm/0-1"	2μm	1μm	38mm	24mm
3355-50 *	25-50mm/1-2"	2μm	1μm	63mm	25mm
3355-75 *	50-75mm/2-3"	2μm	1μm	88mm	42mm
3355-100 *	75-100mm/3-3.95"	2μm	1μm	113mm	56mm

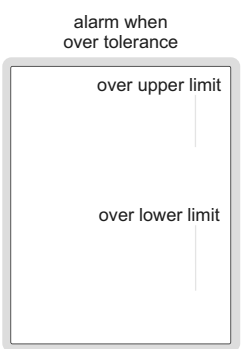

Built-in wireless
Optional accessory:
wireless receiver (keyboard format, connect up to 15 digital indicators), code **2134-R1**
wireless receiver (serial port format, connect up to 15 digital indicators), code **2134-R2**

Code	Range	Accuracy	Repeatability	A	B
3355-25W *	0-25mm/0-1"	2μm	1μm	38mm	24mm
3355-50W *	25-50mm/1-2"	2μm	1μm	63mm	25mm
3355-75W *	50-75mm/2-3"	2μm	1μm	88mm	42mm
3355-100W *	75-100mm/3-3.95"	2μm	1μm	113mm	56mm



*Supplied with manufacturer inspection certificate

https://precishop.hu

DISK BRAKE MICROMETERS

RELATIVE PRODUCT: DIGITAL DISK BRAKE AND PAD CALIPER
DIGITAL DRUM BRAKE CALIPER (CODE 1162-125A, 1167-150A, 1168-300A)

- Measure thickness of disk brakes
- Graduation 0.01mm
- Ratchet stop
- Carbide measuring faces
- Supplied with setting standards



Code	Range	Accuracy	
3288-33A	7.6-33mm	5μm	64.5mm
3288-50A	25-50mm	5μm	82mm

3288-33A

Unit: mm

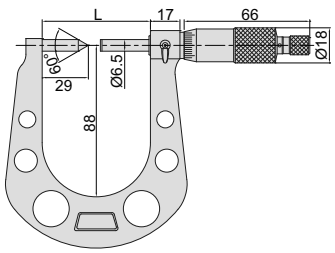

6

DIGITA DISK BRAKE MICROMETERS

RELATIVE PRODUCT: DIGITAL DISK BRAKE AND PAD CALIPER
DIGITAL DRUM BRAKE CALIPER (CODE 1162-125A, 1167-150A, 1168-300A)

P65
WATERPROOF

DATA OUTPUT

- Measure thickness of disk brakes
- Resolution 0.001mm/0.00005"
- IP65 dust/waterproof
- Button function: on/off, set, mm/inch, data transmit
- Data output
- Automatic power off
- Ratchet stop
- Carbide measuring faces
- Supplied with setting standards
- Optional accessory: data output cable (code **7315-31 need receiver** page 4, **7302-31** page 12)

Code	Range	Accuracy	
3588-33A	7.6-33mm/0.3-1.3"	±5μm	64.5mm
3588-50A	25-50mm/1-2"	±5μm	82mm

3588-33A

Unit: mm

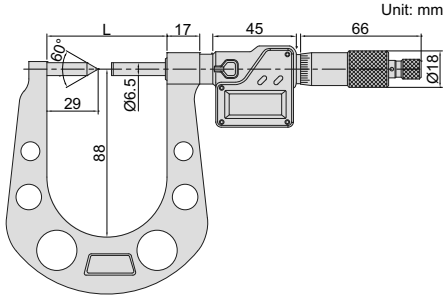

SHEET META MICROMETERS

INSIZE PLUS
MADE IN EU OPE

ATTENTION: SETTING STANDARDS ARE NOT INCLUDED

- Deep frame suitable for sheet metal, paper and plastic
- Graduation 0.01mm
- Ratchet stop
- Carbide measuring faces
- Optional accessory: setting standards (code **7386**)

(mm)

Code	Range	Accuracy	b	Ød
3653-251A	0-25mm	4μm	50	6.5
3653-252A	0-25mm	5μm	100	8
3653-253A	0-25mm	6μm	150	6.5
3653-254A	0-25mm	8μm	250	6.5
3653-501A	25-50mm	4μm	50	8
3653-502A	0-50mm	4μm	50	8
3653-503A	0-50mm	5μm	100	8
3653-100A	50-100mm	5μm	100	8

3653-252A

Unit: mm

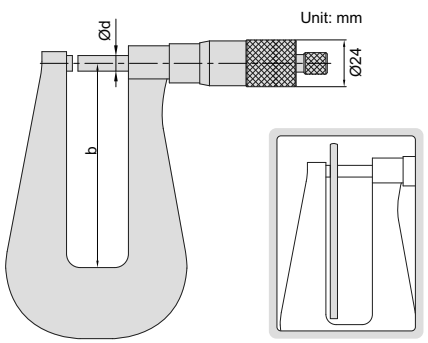

https://precishop.hu

SHEET META MICROMETERS

- Deep frame suitable for sheet metal, paper and plastic
- Graduation 0.01mm
- Ratchet stop
- Carbide measuring faces

Code	Range	Type	Accuracy	b
3239-253	0-25mm	A	7μm	155mm
3239-253F	0-25mm	B	7μm	155mm
3239-254F	0-25mm	B	10μm	310mm
3239-253S	0-25mm	C	7μm	155mm

3239-253

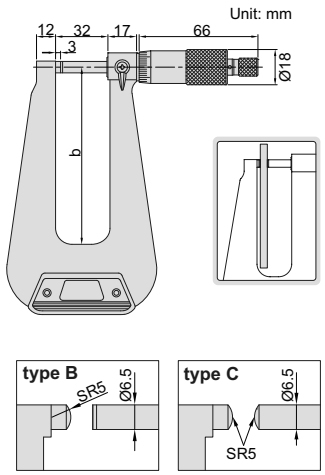

DATA OUTPUT

P65 WATERPROOF

DIGITA SHEET META MICROMETERS

- Deep frame suitable for sheet metal, paper and plastic
- Resolution 0.001mm/0.00005"
- IP65 dust/waterproof
- Button function: on/off, set, mm/inch, data transmit
- Data output
- Automatic power off
- Ratchet stop
- Carbide measuring faces
- Optional accessory: data output cable (code **7315-31 need receiver** page 4, **7302-31** page 12)

Code	Range	Type	Accuracy	b
3539-253A	0-25mm/0-1"	A	±7μm	155mm
3539-253FA	0-25mm/0-1"	B	±7μm	155mm
3539-254FA	0-25mm/0-1"	B	±10μm	310mm
3539-253SA	0-25mm/0-1"	C	±7μm	155mm

3539-253A

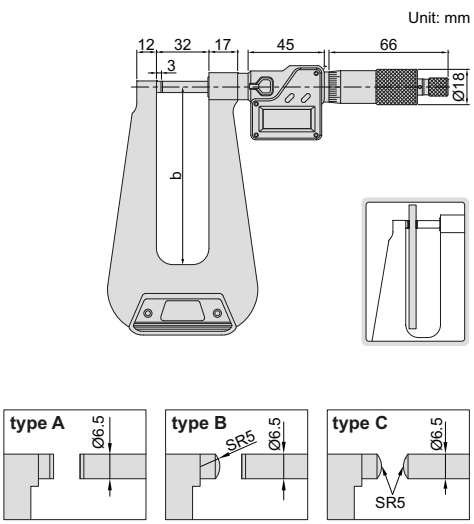

INTERCHANGEAB E ANVI MICROMETERS

- Measure tube thickness, shoulder edge distance, rivet head height, etc.
- Supplied with flat anvil and rod anvil
- Graduation 0.01mm
- Ratchet stop
- Carbide spindle tip
- Setting standards are included (except 0-25mm)

Code	Range	Accuracy		d
3262-25A	0-25mm	4μm	28.5mm	Ø3mm
3262-50A	25-50mm	4μm	53.5mm	Ø5mm

3262-25A

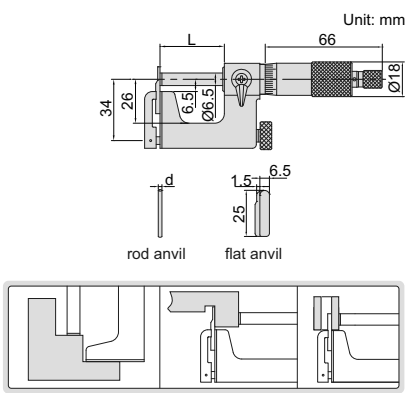

https://precishop.hu

D G TAL NTERCHANGEABLE ANV L MCROMETERS

IP65 WATERPROOF | DATA OUTPUT

- Meas re t be thickness, sho lder edge distance, rivet head height, etc.
- S pplied with flat anvil and rod anvil
- Resol tion 0.001mm/0.00005"
- IP65 d st/waterproof
- B tton f nction: on/off, set, mm/inch, data transmit
- Data o tp t
- A tomatic power off
- Ratchet stop
- Carbide spindle tip
- Setting standards are incl ded (except 0-25mm/0-1")
- Optional accessory: data o tp t cable (code **7315-31 need receiver** page 4, **7302-31** page 12)

Code	Range	Accuracy	L	d
3562-25A	0-25mm/0-1"	±4µm	28.5mm	Ø3mm
3562-50A	25-50mm/1-2"	±4µm	53.5mm	Ø5mm

3562-25A

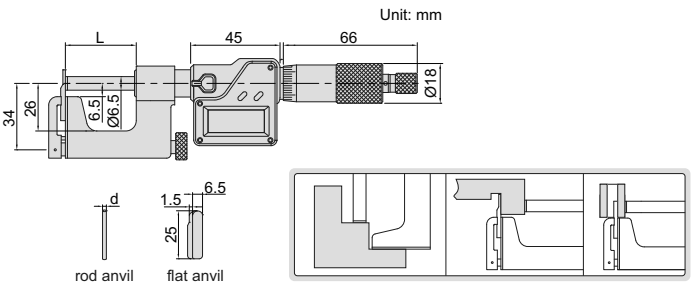

LARGE ANV L M CROMETERS

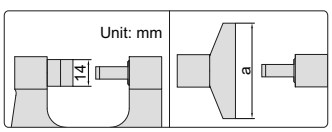

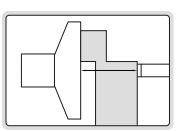

- Grad ation 0.01mm
- Ratchet stop
- S pplied with setting standards (except 0-25mm)

3234-25A

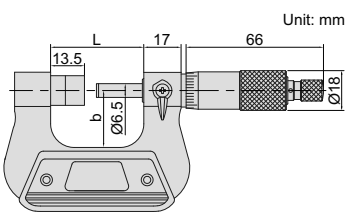

Code	Range	Accuracy	L	a	b
3234-25A	0-25mm	4µm	42mm	50mm	26mm
3234-50A	25-50mm	4µm	67mm	60mm	38mm

D G TAL LARGE ANV L MCROMETERS

DATA OUTPUT | IP65 WATERPROOF

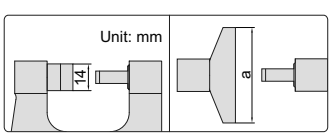

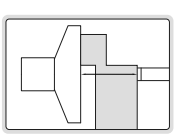

- Resol tion 0.001mm/0.00005"
- IP65 d st/waterproof
- B tton f nction: on/off, set, mm/inch, data transmit
- Data o tp t
- A tomatic power off
- Ratchet stop
- S pplied with setting standards (except 0-25mm/0-1")
- Optional accessory: data o tp t cable (code **7315-31 need receiver** page 4, **7302-31** page 12)

3534-25A

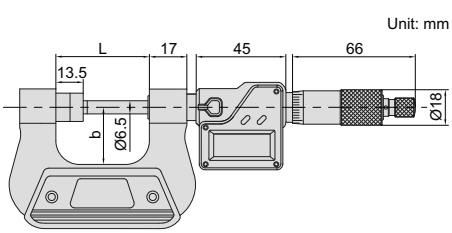

Code	Range	Accuracy	L	a	b
3534-25A	0-25mm/0-1"	±4µm	42mm	50mm	26mm
3534-50A	25-50mm/1-2"	±4µm	67mm	60mm	38mm

https://precishop.hu

V-ANV L M CROMETERS

- Meas re the diameter of parts or c tting tools with odd grooves, s ch as taps, reamers and end mills
- Grad ation 0.01mm
- Ratchet stop
- Carbide meas ring faces
- S pplied with setting standards

3290-153A

Unit: mm

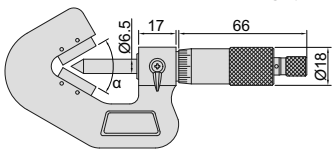

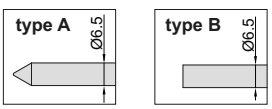

6

Code	Range	Flutes	Accuracy	α	Type
3290-153A	1-15mm	3	4μm	60 <	A
3290-203A	5-20mm	3	4μm	60 <	B
3290-353A	20-35mm	3	5μm	60 <	B
3290-503A	35-50mm	3	5μm	60 <	B
3290-653A	50-65mm	3	6μm	60 <	B
3290-803A	65-80mm	3	6μm	60 <	B
3290-953A	80-95mm	3	7μm	60 <	B
3290-255A	5-25mm	5	4μm	108 <	B

Code	Range	Flutes	Accuracy	α	Type
3290-455A	25-45mm	5	5μm	108 <	B
3290-655A	45-65mm	5	6μm	108 <	B
3290-855A	65-85mm	5	7μm	108 <	B
3290-1055A	85-105mm	5	8μm	108 <	B
3290-257A	5-25mm	7	4μm	128 <34'17"	B
3290-457A	25-45mm	7	5μm	128 <34'17"	B
3290-657A	45-65mm	7	6μm	128 <34'17"	B
3290-857A	65-85mm	7	7μm	128 <34'17"	B

IP65 WATERPROOF

DATA OUTPUT

D G TA V-ANV LM CROMETERS

- Meas re the diameter of parts or c tting tools with odd grooves, s ch as taps, reamers and end mills
- Resol tion 0.001mm/0.00005"
- IP65 d st/waterproof
- B tton f nction: on/off, set, mm/inch, data transmit
- Data o tp t
- A tomatic power off
- Ratchet stop
- Carbide meas ring faces
- S pplied with setting standards
- Optional accessory: data o tp t cable (code **7315-31 need receiver** page 4, **7302-31** page 12)

3590-153A

Unit: mm

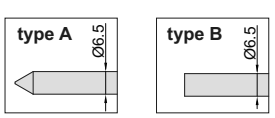

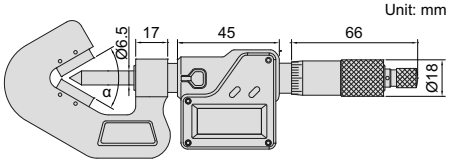

Code	Range	Flutes	Accuracy	α	Type
3590-153A	1-15mm/0.04-0.6"	3	±4μm	60 <	A
3590-203A	5-20mm/0.2-0.8"	3	±4μm	60 <	B
3590-353A	20-35mm/0.8-1.4"	3	±5μm	60 <	B
3590-503A	35-50mm/1.4-2.0"	3	±5μm	60 <	B
3590-653A	50-65mm/2.0-2.6"	3	±6μm	60 <	B
3590-803A	65-80mm/2.6-3.2"	3	±6μm	60 <	B
3590-953A	80-95mm/3.2-3.6"	3	±6μm	60 <	B
3590-255A	5-25mm/0.2-1.0"	5	±4μm	108 <	B

Code	Range	Flutes	Accuracy	α	Type
3590-455A	25-45mm/1.0-1.8"	5	±5μm	108 <	B
3590-655A	45-65mm/1.8-2.6"	5	±6μm	108 <	B
3590-855A	65-85mm/2.6-3.4"	5	±6μm	108 <	B
3590-1055A	85-105mm/3.4-4.2"	5	±6μm	108 <	B
3590-257A	5-25mm/0.2-1.0"	7	±4μm	128 <34'17"	B
3590-457A	25-45mm/1.0-1.8"	7	±4μm	128 <34'17"	B
3590-657A	45-65mm/1.8-2.6"	7	±5μm	128 <34'17"	B
3590-857A	65-85mm/2.6-3.4"	7	±5μm	128 <34'17"	B

https://precishop.hu

NON-ROTAT NG SP NDLE UN VERSAL M CROMETERS

NON-ROTATING SPINDLE

- Meet DIN863-3
- Grad ation 0.01mm
- Non-rotating spindle
- Ratchet stop
- S pplied with 7 pairs of anvil/spindle tip
- Setting standards are incl ded (except 0-25mm)
- Optional accessory: 55 <anvil/spindle tip (code **3280-SP1** and **3280-SP2**)

3280-25A

Unit: mm

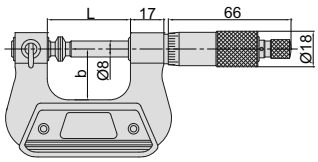

Code	Range	Accuracy	L	b
3280-25A	0-25mm	4µm	42mm	26mm
3280-50A	25-50mm	4µm	67mm	38mm
3280-75A	50-75mm	5µm	92mm	50mm
3280-100A	75-100mm	5µm	118mm	62mm
3280-125A	100-125mm	6µm	143mm	70mm
3280-150A	125-150mm	6µm	168mm	82mm
3280-175A	150-175mm	7µm	192mm	95mm
3280-200A	175-200mm	7µm	217mm	107mm

Anvil/spindle tip (incl ded) Unit: mm

Flat	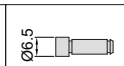	
Spherical	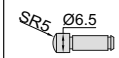	
Spline	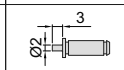	
Disk	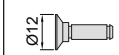	
Blade	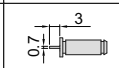	
Knife-edge	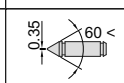	
Point	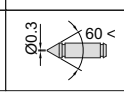	

55 < anvil/spindle tip **optional**) Unit: mm

Code **3280-SP1** Knife-edge	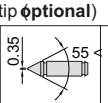	
Code **3280-SP2** Point	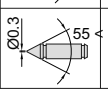	

D G TA UN VERSALM CROMETERS

DATA OUTPUT

NON-ROTATING SPINDLE

- Resol tion 0.001mm/0.00005"
- Non-rotating spindle
- B tton f nction: on/off, set, mm/inch, data transmit
- Data o tp t
- A tomatic power off
- Ratchet stop
- S pplied with 7 pairs of anvil/spindle tip
- Setting standards are incl ded (except 0-25mm/0-1")
- Optional accessory: 55 <anvil/spindle tip code **3280-SP1** and **3280-SP2**, data o tp t cable (code **7315-31 need receiver** page 4, **7302-31** page 12)

3580-25A

Unit: mm

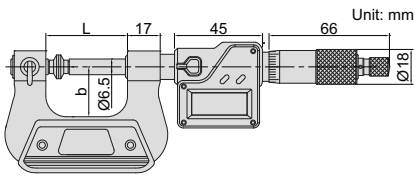

(mm)

Code	Range	Accuracy	L	b
3580-25A	0-25mm/0-1"	±4µm	42	26
3580-50A	25-50mm/1-2"	±4µm	67	38
3580-75A	50-75mm/2-3"	±5µm	92	50
3580-100A	75-100mm/3-4"	±5µm	118	62
3580-125A	100-125mm/4-5"	±6µm	143	70
3580-150A	125-150mm/5-6"	±6µm	168	82
3580-175A	150-175mm/6-7"	±7µm	192	95
3580-200A	175-200mm/7-8"	±7µm	217	107

Anvil/spindle tip (incl ded) Unit: mm

Flat	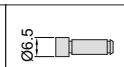	
Spherical	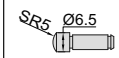	
Spline	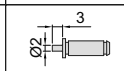	
Disk		
Blade	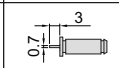	
Knife-edge	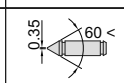	
Point	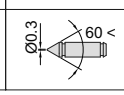	

55 < anvil/spindle tip **optional**) Unit: mm

Code **3280-SP1** Knife-edge	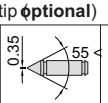	
Code **3280-SP2** Point	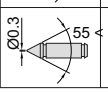	

https://precishop.hu

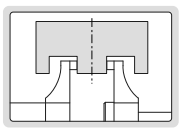

- Grad ation 0.01mm
- Non-rotating spindle
- Ratchet stop
- Carbide meas ring faces
- S pplied with setting standards (except 0-25mm)

Code	Range	Accuracy	L
3238-25	0-25mm	10μm	56mm
3238-50	25-50mm	10μm	81mm
3238-75	50-75mm	11μm	106mm
3238-100	75-100mm	11μm	131mm

3238-25

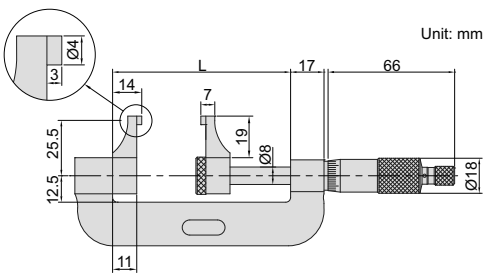

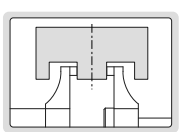

- Resol tion: 0.001mm/0.00005"
- Non-rotating spindle
- B ttons: on/off, data set, mm/in, ABS/INC
- Data o tp t
- A tomatic power off
- Ratchet friction thimble
- Carbide meas ring faces
- S pplied with setting standards (except 0-25mm/0-1")

Code	Range	Accuracy	L
3538-25	0-25mm/0-1"	±10μm	56mm
3538-50	25-50mm/1-2"	±10μm	81mm
3538-75	50-75mm/2-3"	±11μm	106mm
3538-100	75-100mm/3-4"	±11μm	131mm

3538-25

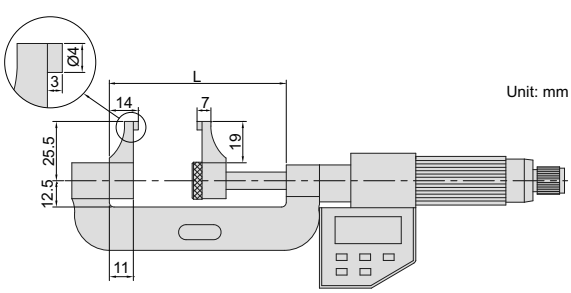

https://precishop.hu

JAW TYPE M CROMETERS

NON-ROTATING SPINDLE

- Grad ation 0.01mm
- Non-rotating spindle
- Ratchet stop
- S pplied with setting standards (except 0-25mm)

Unit: mm

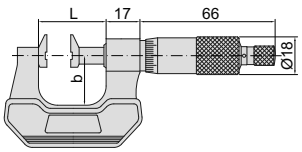

3283-25A

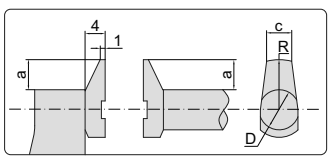

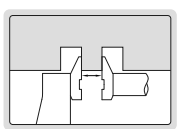

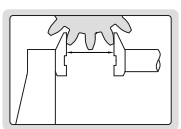

(mm)

Code	Range	Accuracy	L	a	b	c	R	D
3283-25A	0-25mm	4μm	34	6	24	5	10	8
3283-50A	25-50mm	4μm	59	6	32	5	10	8
3283-75A	50-75mm	5μm	85	6	45	5	10	8
3283-100A	75-100mm	5μm	110	6	57	5	10	8
3283-125A	100-125mm	6μm	138	9	70	8	15	12
3283-150A	125-150mm	6μm	163	9	82	8	15	12
3283-175A	150-175mm	7μm	188	9	95	8	15	12
3283-200A	175-200mm	7μm	214	9	107	8	15	12

6

D G TA JAW TYPE M CROMETERS

DATA OUTPUT

NON-ROTATING SPINDLE

3583-25A

- Resol tion 0.001mm/0.00005"
- Non-rotating spindle
- B tton f nction: on/off, set, mm/inch, data transmit
- Data o tp t
- A tomatic power off
- Ratchet stop
- S pplied with setting standards (except 0-25mm/0-1")
- Optional accessory: data o tp t cable (code **7315-31 need receiver** page 4, **7302-31** page 12)

Unit: mm

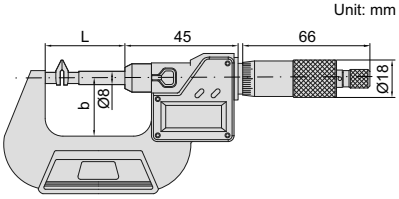

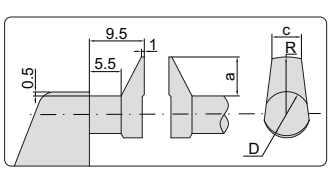

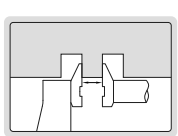

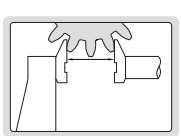

(mm)

Code	Range	Accuracy	L	a	b	c	R	D
3583-25A	0-25mm/0-1"	±4μm	43	6.5	32	5	10	8
3583-50A	25-50mm/1-2"	±4μm	85	6.5	44.5	5	10	8
3583-75A	50-75mm/2-3"	±5μm	110	6.5	57	5	10	8
3583-100A	75-100mm/3-4"	±5μm	135	6.5	70	5	10	8
3583-125A	100-125mm/4-5"	±6μm	160	11.5	86	8	15	12
3583-150A	125-150mm/5-6"	±6μm	186	11.5	94.5	8	15	12
3583-175A	150-175mm/6-7"	±7μm	211	11.5	107	8	15	12
3583-200A	175-200mm/7-8"	±7μm	236	11.5	120	8	15	12

https://precishop.hu

INSPECTION CERTIFICATE

ATTENTION: SETTING STANDARDS ARE NOT INCLUDED

DIAL SNAP GAUGING MICROMETER

INSIZE PLUS
MADE IN EUROPE

zero can be set by rotating the dial

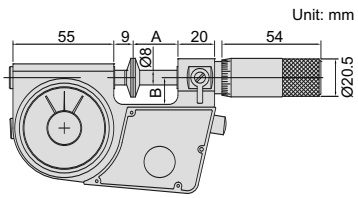

3338-20

- Meet DIN863-3
- Suitable for measuring the common normal length of spur and helical gears
- Carbide measuring faces
- Measuring force 5-10N
- Optional accessory: gage blocks grade 0 (**4101-A** series), for zero setting

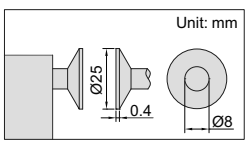

(mm)

Code	Micrometer head			Dial indicator			A	B
	range	graduation	accuracy	range	graduation	accuracy		
3338-201*	0-20mm	0.01mm	4μm	±0.07mm	1μm	2μm	26	15
3338-20*	0-20mm	0.01mm	4μm	±0.14mm	2μm	4μm	26	15
3338-451*	20-45mm	0.01mm	4μm	±0.07mm	1μm	2μm	51.5	25
3338-45*	20-45mm	0.01mm	4μm	±0.14mm	2μm	4μm	51.5	25
3338-701*	45-70mm	0.01mm	4μm	±0.07mm	1μm	2μm	76.5	37
3338-70*	45-70mm	0.01mm	4μm	±0.14mm	2μm	4μm	76.5	37
3338-951*	70-95mm	0.01mm	4μm	±0.07mm	1μm	2μm	101.5	52.5
3338-95*	70-95mm	0.01mm	4μm	±0.14mm	2μm	4μm	101.5	52.5
3338-120*	95-120mm	0.01mm	4μm	±0.14mm	2μm	2μm	126.5	65
3338-145*	120-145mm	0.01mm	4μm	±0.14mm	2μm	4μm	126.5	77.5

*Supplied with manufacturer inspection certificate

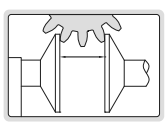

ATTENTION: SETTING STANDARDS ARE NOT INCLUDED

DIGIMATIC MICROMETERS

INSIZE PLUS
MADE IN EUROPE

- Graduation: 0.01mm
- Ratchet stop
- One turn of sleeve makes 0.5mm spindle feed
- Optional accessory: setting standards (code **7386**)

(mm)

Code	Range	Accuracy	L	b
3676-25	0-25mm	4μm	37	24
3676-50	25-50mm	4μm	62	34
3676-75	50-75mm	5μm	87	46
3676-100	75-100mm	5μm	112	60
3676-125	100-125mm	6μm	139	72
3676-150	125-150mm	6μm	164	85
3676-175	150-175mm	7μm	190	97
3676-200	175-200mm	7μm	215	110
3676-225	200-225mm	8μm	240	122
3676-250	225-250mm	8μm	264	135
3676-275	250-275mm	9μm	290	148
3676-300	275-300mm	9μm	315	160

3676-25

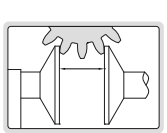

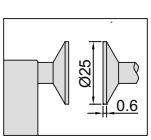

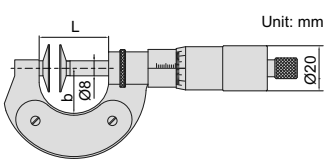

https://precishop.hu

LARGE RANGE D SK M CROMETERS

INSIZE PLUS
MADE IN EU OPE

ATTENTION: SETTING STANDARDS ARE NOT INCLUDED

LIGHT WEIGHT

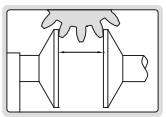

- Grad ation: 0.01mm
- Ratchet stop
- Q ick meas rement, one t rn of sleeve makes 1mm spindle feed
- Light weight
- Optional accessory: setting standards (code **7386**)

3677-350

(mm)

Code	Range	Accuracy	L	b	Weight
3677-350	300-350mm	8μm	370	190	1.65kg
3677-400	350-400mm	8μm	430	220	1.95kg
3677-450	400-450mm	9μm	475	250	2.30kg
3677-500	450-500mm	9μm	530	273	2.45kg
3677-550	500-550mm	10μm	570	291	2.55kg
3677-600	550-600mm	10μm	630	323	3.15kg
3677-650	600-650mm	10μm	675	351	3.45kg
3677-700	650-700mm	10μm	730	378	3.85kg
3677-750	700-750mm	10μm	785	401	4.05kg
3677-800	750-800mm	10μm	830	423	4.25kg
3677-850	800-850mm	11μm	885	440	4.45kg
3677-900	850-900mm	11μm	930	473	5.05kg
3677-950	900-950mm	11μm	980	503	5.95kg
3677-1000	950-1000mm	11μm	1030	520	6.25kg

Unit: mm

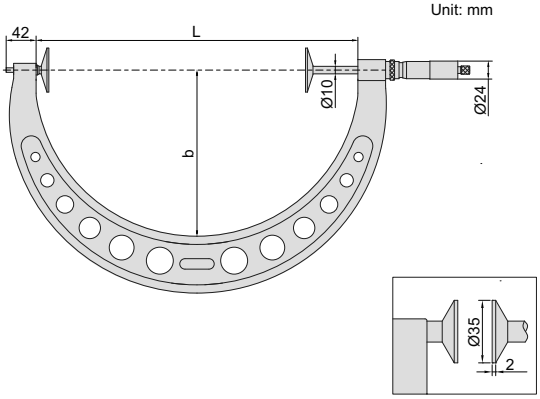

D SK M CROMETERS

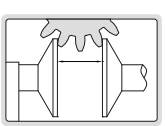

- Meas re root tangent length of gear
- Grad ation 0.01mm
- Ratchet stop
- S pplied with setting standards

3282-25

(mm)

Code	Range	Accuracy	Parallelism	L	b	c
3282-25	0-25mm	4μm	5μm	34	24	3.3
3282-50	25-50mm	4μm	5μm	59	32	3.3
3282-75	50-75mm	5μm	5μm	85	45	3.3
3282-100	75-100mm	5μm	5μm	110	57	3.3

Unit: mm

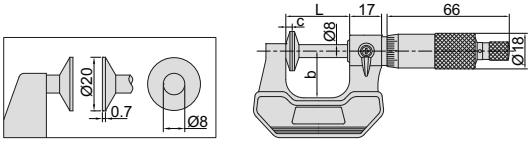

https://precishop.hu

NON-ROTATING SPINDLE

NON-ROTATING SPINDLE DIGIMATIC MICROMETERS

- Measuring range of gear
- Graduation 0.01mm
- Non-rotating spindle
- Ratchet stop
- Supplied with setting standards

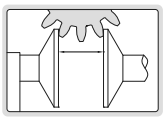

3294-25

(mm)

Code	Range	Accuracy	Parallelism	L	b
3294-25	0-25mm	4μm	5μm	34	24
3294-50	25-50mm	4μm	5μm	59	32
3294-75	50-75mm	5μm	5μm	85	45
3294-100	75-100mm	5μm	5μm	110	57

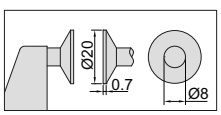

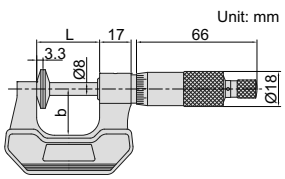

DATA OUTPUT NON-ROTATING SPINDLE

DATA OUTPUT NON-ROTATING SPINDLE DIGIMATIC MICROMETERS

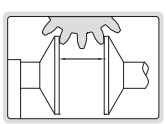

- Measuring range of gear
- Resolution 0.001mm/0.00005"
- Non-rotating spindle
- Button function: on/off, set, mm/inch, data transmit
- Data output
- Automatic power off
- Ratchet stop
- Supplied with setting standards
- Optional accessory: data output cable (code **7315-31 need receiver** page 4, **7302-31** page 12)

3594-25A

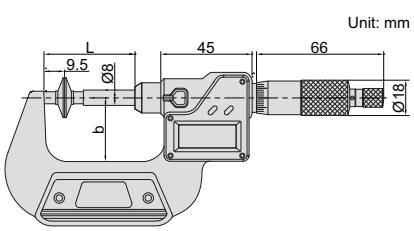

Code	Range	Accuracy	Parallelism	L	b
3594-25A	0-25mm/0-1"	±4μm	5μm	43mm	32mm
3594-50A	25-50mm/1-2"	±4μm	5μm	68mm	44.5mm
3594-75A	50-75mm/2-3"	±5μm	5μm	93mm	57mm
3594-100A	75-100mm/3-4"	±5μm	5μm	118.5mm	70mm

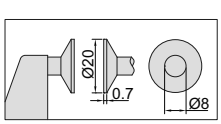

https://precishop.hu

H GH PREC S ON D G ITAL SK M CROMETERS/SNAP GAGES

DATA OUTPUT | NON-ROTATING SPINDLE | ONE TURN OF SLEEVE MAKES 5MM SPINDLE FEED, PRESS THE FORK, THE SPINDLE RETRACTS 3MM | ABSOLUTE ENCODER, THE ORIGINAL DATA REMAINS AFTER POWER OFF | MEASUREMENT ACCURACY IS NOT AFFECTED BY THE USE OF SLEEVE

ATTENTION: RECHARGEABLE BATTERY, FOR 24 HOURS CONTINUOUS WORKING | IP65 WATERPROOF | INSPECTION CERTIFICATE

VIDEO

- Meas re root tangent length of gear
- Absol te encoder, the original data remains after power off
- Adj stable resol tion: 0.0002mm/0.00001"
  0.001mm/0.00005"
  0.01mm/0.0005"
- One t rn of sleeve makes 5mm spindle feed
- Meas rement acc racy is not affected by the se of sleeve
- Press the fork, the spindle retracts 3mm
- Linear ball bearings for ten million times se
- Carbide spindle and anvil
- Meas ring force 7-10N
  C stomizable meas ring force range 2-12N
  Attention: small meas ring force will red ce the d stproof and waterproof level
- B tton f nction: data o tp t, tolerance, data preset, data hold, meas ring direction change, max./min./TIR, power off time, on/off, zero, mm/inch, adj st resol tion
- S pplied with gage blocks for zero setting
- Power: rechargeable battery, for 24 ho rs contin o s working

3353-25

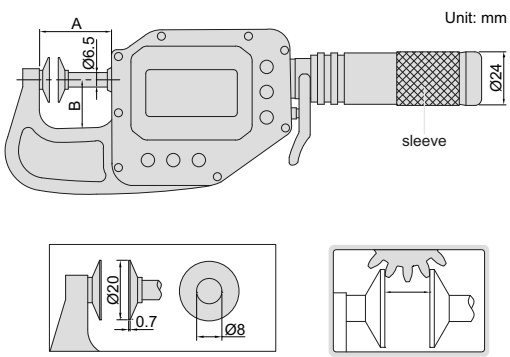

With data interface
Optional accessory:
wireless transmitter, code **7315-3350 need receiver** page 6
data o tp t cable (keyboard format), code **7302-3350** page 13

Code	Range	Accuracy	Repeatability	Parallelism	A	B
3353-25 *	0-25mm/0-1"	4μm	1μm	4μm	38mm	24mm
3353-50 *	25-50mm/1-2"	4μm	1μm	4μm	63mm	25mm
3353-75 *	50-75mm/2-3"	5μm	1μm	5μm	88mm	42mm
3353-100 *	75-100mm/3-3.95"	5μm	1μm	5μm	113mm	56mm
3353-125 *	100-125mm/4-5"	6μm	2μm	6μm	128mm	62.5mm
3353-150 *	125-150mm/5-6"	6μm	2μm	6μm	153mm	75mm

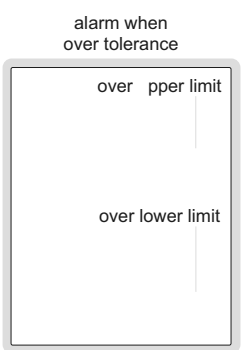

Built-in wireless
Optional accessory:
wireless receiver (keyboard format, connect p to 15 digital indicators), code **2134-R1**
wireless receiver (serial port format, connect p to 15 digital indicators), code **2134-R2**

Code	Range	Accuracy	Repeatability	Parallelism	A	B
3353-25WL *	0-25mm/0-1"	4μm	1μm	4μm	38mm	24mm
3353-50WL *	25-50mm/1-2"	4μm	1μm	4μm	63mm	25mm
3353-75WL *	50-75mm/2-3"	5μm	1μm	5μm	88mm	42mm
3353-100WL *	75-100mm/3-3.95"	5μm	1μm	5μm	113mm	56mm
3353-125WL *	100-125mm/4-5"	6μm	2μm	6μm	128mm	62.5mm
3353-150WL *	125-150mm/5-6"	6μm	2μm	6μm	153mm	75mm



*S pplied with man fact rer inspection certificate

https://precishop.hu

SHEET METAL M CROMETERS

- Meet DIN863-3
- Meas re thickness of sheet metal, paper, plastic and r bber parts
- Grad ation 0.01mm
- Ratchet stop
- Carbide meas ring faces

3263-25A

(mm)

Code	Range	Type	Accuracy	L	a	b
3263-15A	0-15mm	A	4μm	22	8	50
3263-25A	0-25mm	A	4μm	32	8	50
3263-50A	0-50mm	A	5μm	57	12	100
3263-15B	0-15mm	B	4μm	22	8	50
3263-25B	0-25mm	B	4μm	32	8	50
3263-50B	0-50mm	B	5μm	57	12	100

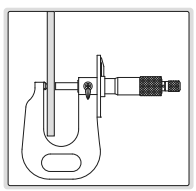

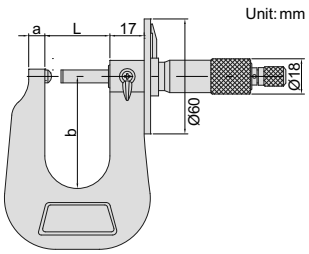

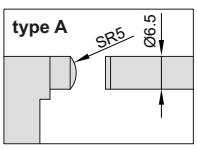

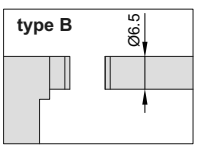

6

M CROMETERSFOR HOT PLATE

- Meas re thickness of hot rolling sheet metal
- Carbide meas ring faces
- S pplied with setting standard (except 0-15mm)

VIDEO

Code	Range	Graduation	Accuracy
3264-15	0-15mm	0.05mm	0.05mm
3264-30	15-30mm	0.05mm	0.05mm
3264-45	30-45mm	0.05mm	0.05mm
3264-60	45-60mm	0.05mm	0.05mm
3264-75	60-75mm	0.05mm	0.05mm
3264-90	75-90mm	0.05mm	0.05mm
3264-105	90-105mm	0.05mm	0.05mm

3264-15

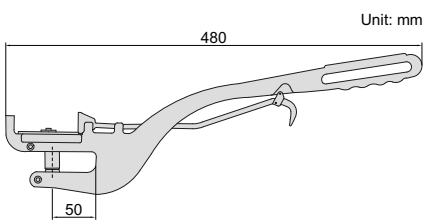

HUB M CROMETERS

- Meet DIN863-3
- Meas re h b thickness and sho lder inside a bore
- Grad ation 0.01mm
- Ratchet stop
- Carbide meas ring faces
- S pplied with setting standards (except 0-25mm)

3292-25

(mm)

Code	Range	Accuracy	h1	h2	H
3292-25	0-25mm	4μm	6	9	18.7
3292-50	25-50mm	4μm	6.5	11	21.2
3292-75	50-75mm	5μm	6.5	11	21.2
3292-100	75-100mm	5μm	6.5	11	21.2

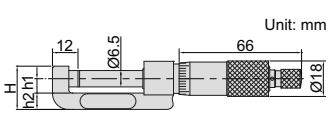

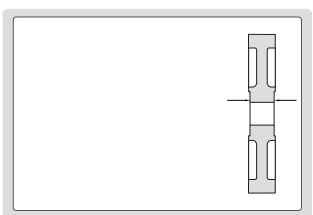

https://precishop.hu

W RE M CROMETER

- Meet DIN863-3
- Meas re diameter of wires and small balls
- Grad ation 0.01mm
- Ratchet stop
- Carbide meas ring faces

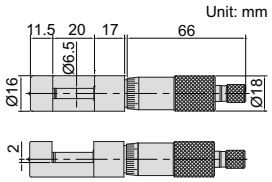

3285-10



Code	Range	Accuracy
3285-10	0-10mm	4μm

6

CAN SEAM M CROMETERS

3293-131

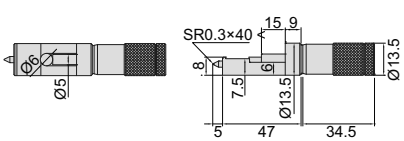

3293-131

3293-132

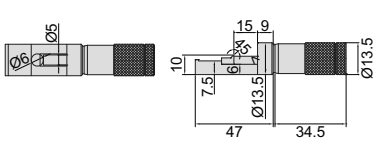

3293-132

3293-133

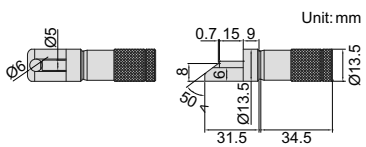

3293-133

- Meas re the width, height and depth of can seams
- Grad ation 0.01mm

Code	Range	Accuracy
3293-131	0-13mm	4μm
3293-132	0-13mm	4μm
3293-133	0-13mm	4μm

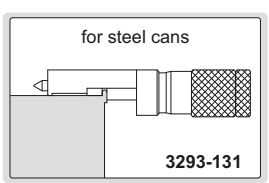

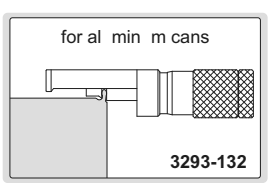

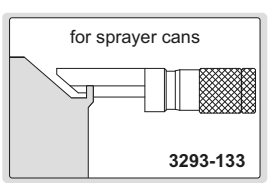

OPT CAL PARALLELS

- Check the flatness and parallelism of meas ring faces of micrometer
- Flatness of A and B: 0.1μm
- Parallelism between A and B: 0.6μm

4184-41A

Code	Parallels included (b)	ØD	Applicable micrometer
4184-41A	15.62mm, 15.75mm, 15.87mm, 16.00mm	30mm	0-25mm
4184-42A	40.62mm, 40.75mm, 40.87mm, 41.00mm	30mm	25-50mm
4184-43B	65.62mm, 65.75mm, 65.87mm, 66.00mm	40mm	50-75mm
4184-44B	90.62mm, 90.75mm, 90.87mm, 91.00mm	50mm	75-100mm

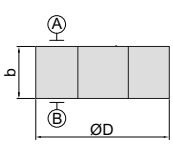

https://precishop.hu

MEASURING TIPS DIAMETER ØD CAN BE CUSTOMIZED

PARALLEL SM NSPECT DEV CES FOR OUTS DE M CROMETER

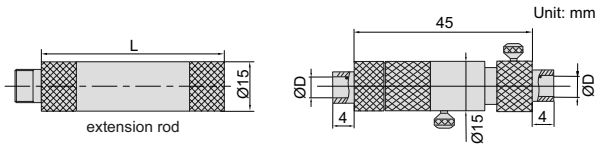

- Check parallelism of o tside micrometers
- Simple str ct re, wide meas ring range, high reliability
- Stainless steel meas ring tips and extension rod
- S pplied with two kinds of meas ring tips

4199-1000

Code	Range	Measuring tips dia. (ØD)	Extension rod (L)
4199-1000	50-1000mm	6.5mm, 8mm	15mm, 25mm, 50mm, 100mm (3 pcs), 150mm, 200mm (2 pcs)
4199-2000	50-2000mm	6.5mm, 8mm	15mm, 25mm, 50mm, 100mm (3 pcs), 150mm, 200mm (7 pcs)

6

M CROMETER MEASUR NG FORCE DETECTOR

- For o tside micrometers 0-25mm/0-1", 25-50mm/1-2", 50-75mm/2-3" and 75-100mm/3-4"

Code	Measuring force
6315	5-12N

6315

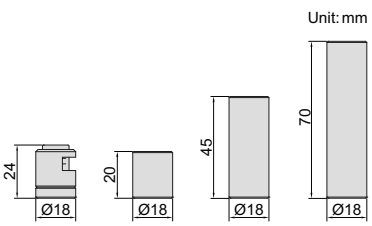

REFER TO PAGE 326~327 FOR DETAILS

M CROMETER NSPECT ON GAGE BLOCK SETS

4107-10 **4160-10**

M CROMETER STAND

- S itable for o tside micrometers p to 100mm

Code
6300

6300

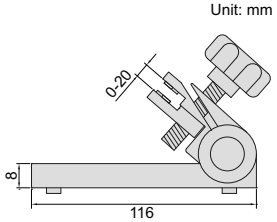

https://precishop.hu

M CROMETER STAND



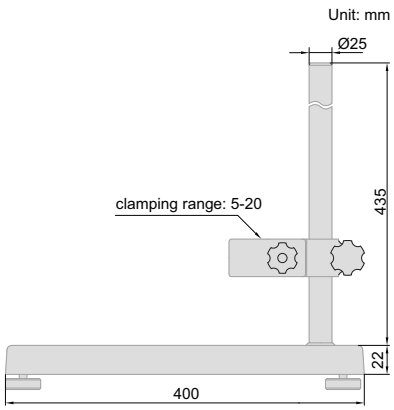

6302

Code
6302

- S itable for 100-300mm o tside micrometers (except **3675** series)

M CROMETER STAND

- S itable for o tside micrometers p to 100mm

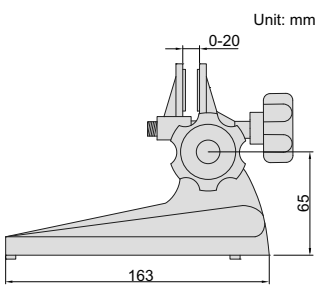

Code
6301

6301

- S itable for inside micrometers



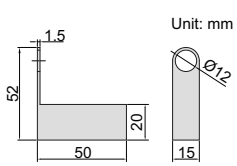

Code	Description	Applicable products
6301-1	clamp for inside micrometers	all sizes of **3220** series

6301-1

- S itable for three points internal micrometers



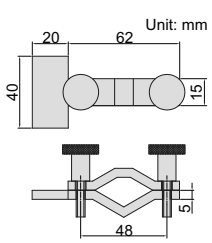

Code	Description	Applicable products
6301-2	clamp for three points internal micrometers	p to 100mm of **3127** and **3227** series

6301-2

https://precishop.hu

M CROMETER SETT NG STANDARDS

INSIZE PLUS
MADE IN EU OPE

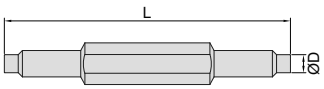

7386-100

- S itable for o tside micrometers

Code	Length (L)	Accuracy	ØD
7386-25	25mm	±1.25μm	6.5mm
7386-50	50mm	± 1.25μm	6.5mm
7386-75	75mm	± 1.5μm	6.5mm
7386-100	100mm	± 2μm	6.5mm
7386-125	125mm	± 2.5μm	6.5mm
7386-150	150mm	± 2.5μm	6.5mm
7386-175	175mm	± 2.5μm	6.5mm
7386-200	200mm	± 3μm	6.5mm
7386-225	225mm	± 3μm	6.5mm
7386-250	250mm	± 3μm	6.5mm
7386-275	275mm	±3μm	6.5mm
7386-300	300mm	±3μm	10mm
7386-325	325mm	±3.5μm	10mm
7386-350	350mm	±3.5μm	10mm
7386-375	375mm	±3.5μm	10mm
7386-400	400mm	±3.5μm	10mm

Code	Length (L)	Accuracy	ØD
7386-425	425mm	±3.5μm	10mm
7386-450	450mm	±3.5μm	10mm
7386-475	475mm	±3.5μm	10mm
7386-500	500mm	±3.5μm	10mm
7386-525	525mm	±3.5μm	10mm
7386-550	550mm	±3.5μm	10mm
7386-575	575mm	±3.5μm	10mm
7386-600	600mm	±3.5μm	10mm
7386-625	625mm	±4μm	10mm
7386-650	650mm	±4μm	10mm
7386-675	675mm	±4μm	10mm
7386-700	700mm	±4μm	10mm
7386-725	725mm	±4μm	10mm
7386-750	750mm	±4μm	10mm
7386-775	775mm	±4μm	10mm
7386-800	800mm	±4μm	10mm
7386-825	825mm	±4μm	10mm

Code	Length (L)	Accuracy	ØD
7386-850	850mm	±4μm	10mm
7386-875	875mm	±4μm	10mm
7386-900	900mm	±5μm	10mm
7386-925	925mm	±5μm	10mm
7386-950	950mm	±5μm	10mm
7386-975	975mm	±5μm	10mm
7386-1000	1000mm	±5μm	10mm
7386-1050	1050mm	±5μm	10mm
7386-1150	1150mm	±6μm	10mm
7386-1250	1250mm	±7μm	10mm
7386-1350	1350mm	±7μm	10mm
7386-1450	1450mm	±7μm	10mm
7386-1550	1550mm	±9μm	10mm
7386-1650	1650mm	±10μm	10mm
7386-1750	1750mm	±10μm	10mm
7386-1850	1850mm	±11μm	10mm
7386-1950	1950mm	±12μm	10mm

6

M CROMETER SETT NG STANDARDS

type A

6310-100

(mm)

Code	Length	Type	Accuracy	D
6310-25	25	A	±1.5μm	Ø7
6310-50	50	A	±2μm	Ø7
6310-75	75	A	±2.5μm	Ø7
6310-100	100	A	±3μm	Ø8
6310-125	125	A	±3.5μm	Ø8
6310-150	150	A	±4μm	Ø8
6310-175	175	A	±4.5μm	Ø8
6310-200	200	A	±5μm	Ø8
6310-225	225	A	±5.5μm	Ø8
6310-250	250	A	±6μm	Ø8
6310-275	275	A	±6.5μm	Ø8
6310-300	300	B	±7μm	Ø16
6310-325	325	B	±7.5μm	Ø16
6310-350	350	B	±8μm	Ø16
6310-375	375	B	±8.5μm	Ø16

(mm)

Code	Length	Type	Accuracy	D
6310-400	400	B	±9μm	Ø16
6310-425	425	B	±9.5μm	Ø16
6310-450	450	B	±10μm	Ø16
6310-475	475	B	±10.5μm	Ø16
6310-500	500	B	±11μm	Ø16
6310-525	525	B	±11.5μm	Ø16
6310-575	575	B	±12.5μm	Ø16
6310-625	625	B	±13.5μm	Ø16
6310-675	675	B	±14.5μm	Ø16
6310-725	725	B	±15.5μm	Ø16
6310-775	775	B	±16.5μm	Ø16
6310-825	825	B	±17.5μm	Ø16
6310-875	875	B	±18.5μm	Ø16
6310-925	925	B	±19.5μm	Ø16
6310-975	975	B	±20.5μm	Ø16

6310-300

Unit: mm

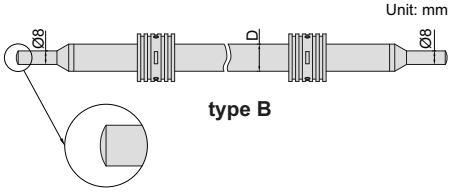

type B

(mm)

Code	Length	Type	Accuracy	D
6310-1050	1050	B	±22μm	Ø23
6310-1150	1150	B	±24μm	Ø23
6310-1250	1250	B	±26μm	Ø23
6310-1350	1350	B	±28μm	Ø23
6310-1450	1450	B	±30μm	Ø23
6310-1550	1550	B	±32μm	Ø23
6310-1650	1650	B	±34μm	Ø23
6310-1750	1750	B	±36μm	Ø23
6310-1850	1850	B	±38μm	Ø23
6310-1950	1950	B	±40μm	Ø23

https://precishop.hu

CALI ER $MICROMETER LA ING MACHINE
CODE 6318

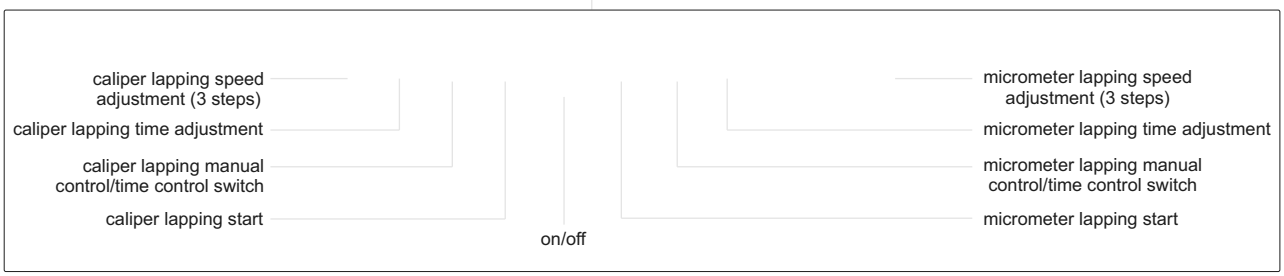

lapping measuring surfaces of caliper lower jaws

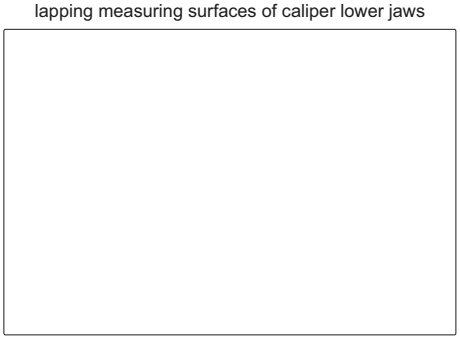

lapping measuring surfaces of outside micrometer

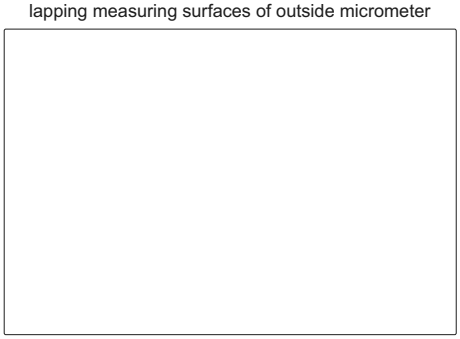

- For lapping measuring surfaces of caliper lower jaws and outside micrometers
- Suitable for 0-300mm range calipers and 0-100mm range outside micrometers
- Supplied with lapping block and diamond paste for calipers
- Lapping blocks for micrometers are optional, diamond paste is included
- Optional accessory: micrometer lapping blocks

caliper lapping block (included)



micrometer lapping blocks (code: **6307-1**, **optional**)

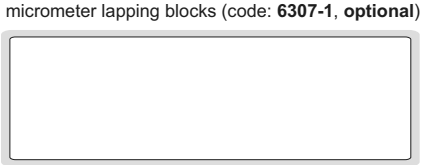

S ECIFICATION

ower supply	220V, 50/60Hz
Dimension (L×W×H)	430×400×210mm
Weight	28kg

MICROMETER LA ING +LOCKS (optional)

Code	For micrometer	Remark
6307-1	0~25mm	includes 4 lapping blocks
6307-2	25~50mm	includes 4 lapping blocks
6307-3	50~75mm	includes 4 lapping blocks
6307-4	75~100mm	includes 4 lapping blocks

https://precishop.hu

MICROMETER LA ING MACHINE
CODE 6307

- Used for lapping micrometer measuring surfaces
- Suitable for 0~100mm outside micrometers
- Supplied with diamond paste
- Optional accessory: micrometer lapping blocks

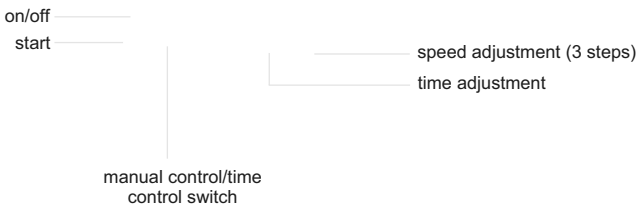

S ECIFICATION

ower supply	220V, 50/60HZ
Dimension (L×W×H)	360×230×210mm
Weight	15kg

MICROMETER LA ING +LOCKS (optional)

Code	For micrometer	Remark
6307-1	0~25mm	includes 4 lapping blocks
6307-2	25~50mm	includes 4 lapping blocks
6307-3	50~75mm	includes 4 lapping blocks
6307-4	75~100mm	includes 4 lapping blocks

micrometer lapping blocks (code: **6307-1**, **optional**)

P65 WATERPROOF

DATA OUTPUT

DIGITAL MICROMETER HEADS

- Resolution: 0.001mm/0.00005"
- IP65 dust/waterproof
- Button function: on/off, set, mm/inch, data transmit
- Data output, automatic power off
- Ratchet stop
- Optional accessory: data output cable (code **7315-31 need receiver** page 4, **7302-31** page 12)

6353-25W

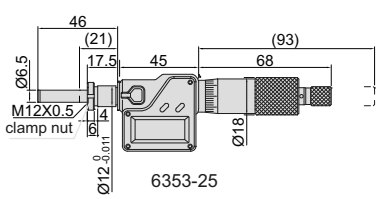

6353-25

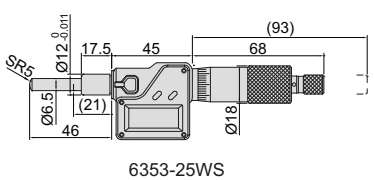

6353-25WS

Unit: mm

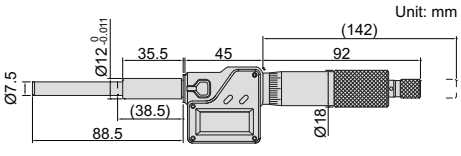

6353-50W

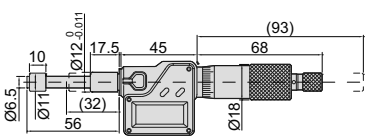

6354-25W

Rotating spindle

Code	Range	Stem	Spindle tip	Accuracy
6353-25	0-25mm/0-1"	with clamp nut	flat (carbide)	±2μm
6353-25W	0-25mm/0-1"	plain	flat (carbide)	±2μm
6353-25S	0-25mm/0-1"	with clamp nut	spherical (SR5)	±2μm
6353-25WS	0-25mm/0-1"	plain	spherical (SR5)	±2μm
6353-50W	0-50mm/0-2"	plain	flat (carbide)	±4μm

Non-rotating spindle

Code	Range	Stem	Spindle tip	Accuracy
6354-25W	0-25mm/0-1"	plain	flat	±2μm

https://precishop.hu

SMALL MICROMETER HEAD

- Graduation: 0.02mm

Code	Range	Stem	Spindle tip	Accuracy
6372-5WS	0-5mm	plain	spherical (SR1.5)	5μm

6372-5WS

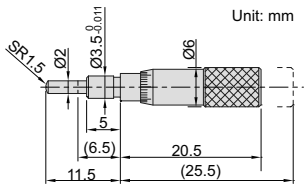

SMALL MICROMETER HEADS

- Range: 0-6.5mm
- Graduation: 0.01mm
- Accuracy: 5μm

Code	Stem	Spindle tip
6385-65	with clamp nut	flat
6385-65W	plain	flat
6385-65S	with clamp nut	spherical (SR3)
6385-65WS	plain	spherical (SR3)

6385-65W

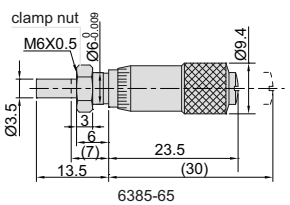

6385-65

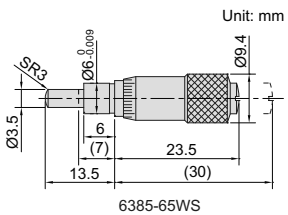

6385-65WS

LARGE THIM +LE MICROMETER HEADS

6373-65

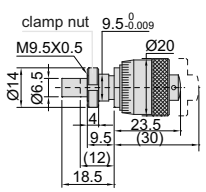

6373-65

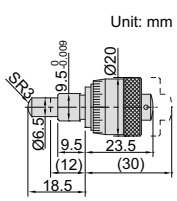

6373-65WS

6373-13

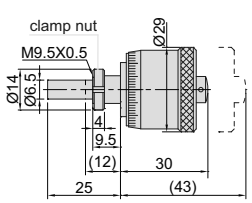

6373-13

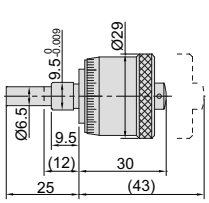

6373-13W

Code	Range	Stem	Spindle tip
6373-65	0-6.5mm	with clamp nut	flat
6373-65W	0-6.5mm	plain	flat
6373-65S	0-6.5mm	with clamp nut	spherical (SR3)
6373-65WS	0-6.5mm	plain	spherical (SR3)
6373-13	0-13mm	with clamp nut	flat
6373-13W	0-13mm	plain	flat

- Meet DIN863-2
- Large thimble diameter for easy reading
- Graduation: 0.01mm
- Accuracy: 3μm

https://precishop.hu

MICROMETER HEADS WITH ZERO ADJUSTA +LE THIM +LE

- Meet DIN863-2
- Range: 0-13mm
- Graduation: 0.01mm
- Accuracy: 3μm
- The thimble can be set to zero at any position

Code	Stem	Spindle tip
6384-13	with clamp nut	flat
6384-13W	plain	flat

6384-13W

Unit: mm

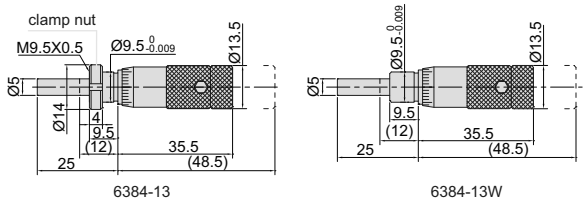

MICROMETER HEADS

6

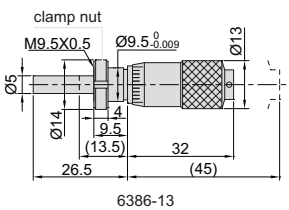

Unit: mm

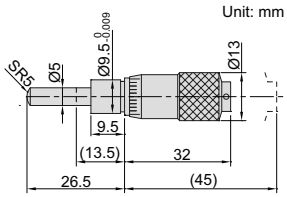

6386-13W

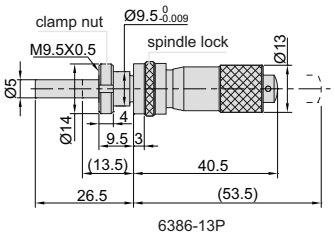

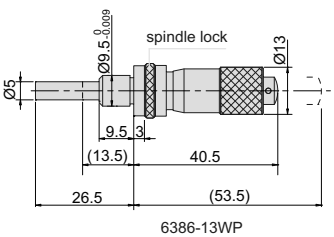

6386-13

Code	Range	Stem	Spindle tip	Remark	Accuracy
6386-13	0-13mm	with clamp nut	flat		3μm
6386-13W	0-13mm	plain	flat		3μm
6386-13S	0-13mm	with clamp nut	spherical (SR5)		3μm
6386-13WS	0-13mm	plain	spherical (SR5)		3μm
6386-13	0-13mm	with clamp nut	flat	with spindle lock	3μm
6386-13W	0-13mm	plain	flat	with spindle lock	3μm

- Meet DIN863-2
- Graduation: 0.01mm

MICROMETER HEADS

- Meet DIN863-2
- Graduation: 0.01mm
- Accuracy: 3μm

Code	Range	Stem	Spindle tip
6387-15	0-15mm	with clamp nut	flat
6387-15W	0-15mm	plain	flat
6387-15S	0-15mm	with clamp nut	spherical (SR5)
6387-15WS	0-15mm	plain	spherical (SR5)

6387-15WS

Unit: mm

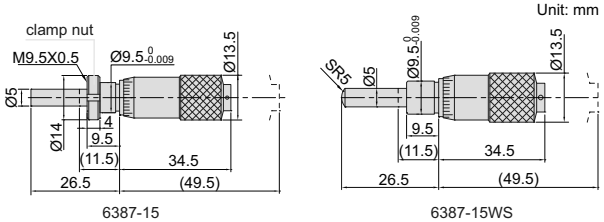

https://precishop.hu

MICROMETER HEADS

6381-25

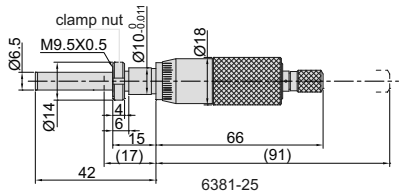

6381-25

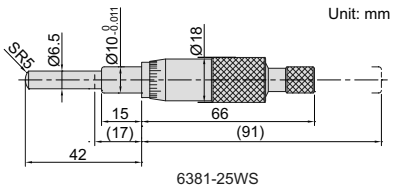

6381-25WS

6381-25

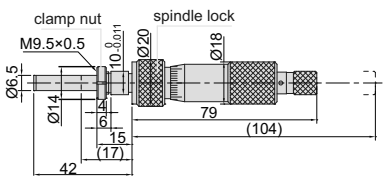

6381-25P

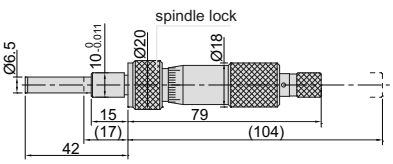

6381-25WP

- Meet DIN863-2
- Graduation: 0.01mm
- Ratchet stop

Code	Range	Stem	Spindle tip	Remark	Accuracy
6381-25	0-25mm	with clamp nut	flat (carbide)		3μm
6381-25W	0-25mm	plain	flat (carbide)		3μm
6381-25S	0-25mm	with clamp nut	spherical (SR5)		3μm
6381-25WS	0-25mm	plain	spherical (SR5)		3μm
6381-25	0-25mm	with clamp nut	flat (carbide)	with spindle lock	3μm
6381-25W	0-25mm	plain	flat (carbide)	with spindle lock	3μm

MICROMETER HEADS

NON-ROTATING SPINDLE

- Non-rotating spindle
- One turn of sleeve makes 0.05mm spindle feed
- Carbide measuring faces

6389-1A

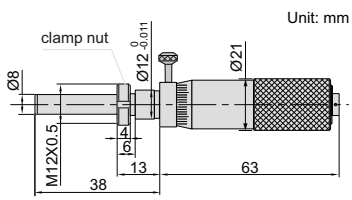

Code	Range	Graduation	Accuracy	
			full range	within 0.05mm
6389-1A	0-2.5mm	0.001mm	5μm	1.5μm
6389-2A	0-2.5mm	0.001mm	7μm	3μm

NON-ROTATING S INDLE MICROMETER HEAD

- Meet DIN863-2
- Graduation: 0.01mm
- Ratchet stop
- Non-rotating spindle

6377-25W

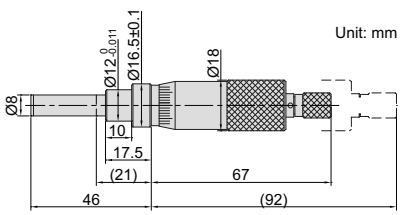

Code	Range	Stem	Spindle tip	Accuracy
6377-25W	0-25mm	plain	flat (carbide)	3μm

https://precishop.hu

LARGE MICROMETER HEADS

6388-50AW

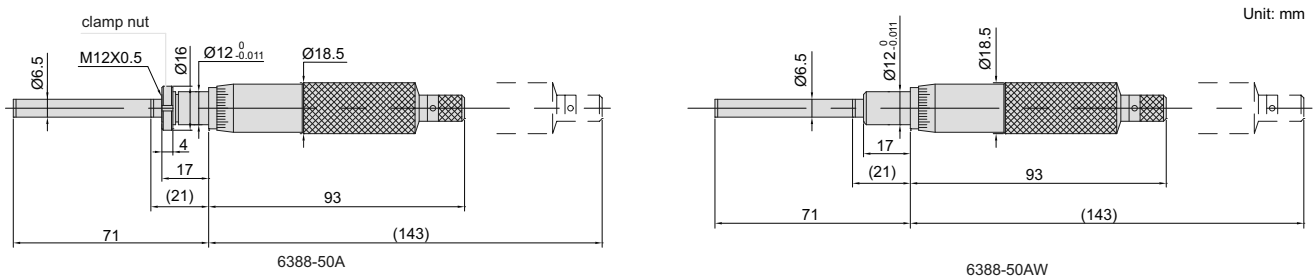

- Graduation: 0.01mm
- Ratchet stop

Code	Range	Stem	Spindle tip	Accuracy
6388-50A	0-50mm	with clamp nut	flat (carbide)	5μm
6388-50AW	0-50mm	plain	flat (carbide)	5μm

QUICK S INDLE FEEDING MICROMETER HEADS

6375-15W **6375-25W** **6375-50W**

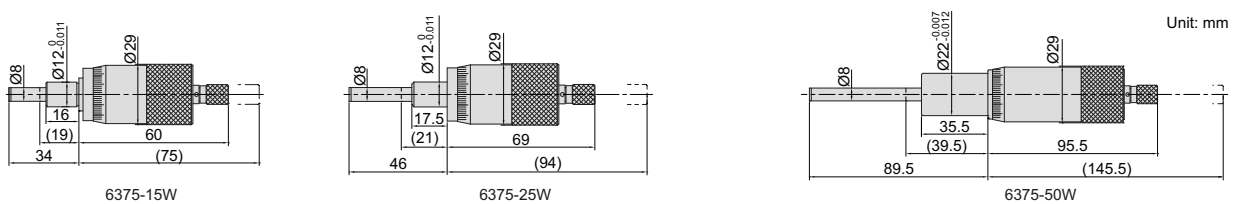

- Micrometers up to 25mm meet DIN863-2
- Graduation: 0.01mm
- Quick spindle feed of 1mm/rev.
- Ratchet stop

Code	Range	Stem	Spindle tip	Accuracy
6375-15W	0-15mm	plain	flat (carbide)	3μm
6375-25W	0-25mm	plain	flat (carbide)	3μm
6375-50W	0-50mm	plain	flat (carbide)	5μm

https://precishop.hu

07 BORE DIAMETER, CIRCUMFERENCE MEASUREMENT

Inside Micrometers
Page 169-170

Inside Micrometers
Page 170-177

Three Points Internal Micrometers
Page 178-181

Pistol Grip Three Points Bore Gages
Page 182

Bore Plug Gages
Page 183-184

Split Type Dial Bore Gages
Page 185-186

Bore Gages
Page 187-195/197

Gear Bore Gages
Page 196

Bore Gage Setters
Page 198

Carbon Fiber Bore Gages
Page 199

Internal Chamfer Gages
Page 200

Telescoping Gage Sets
Page 200-201

Tape Bore Gages
Page 201-202

Circumference Tapes
Page 203-204

https://precishop.hu

3679-55

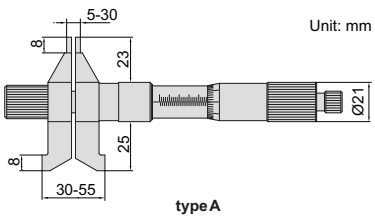

type A

3679-75

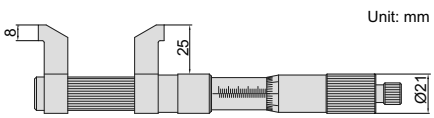

type B

for ty A, th u r jaws and
low r jaws can b s t z ro s arat ly

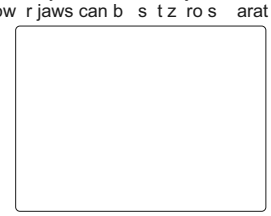

- Graduation: 0.01mm
- Carbid m asurin fac s
- Ratch t sto
- O tional acc ssory: s ttin rin (cod **6312**), cali r/h i ht a ch ck r (cod **6884**)

Code	Range	Type	Accuracy
3679-55	5-55mm	A	4µm
3679-75*	50-75mm	B	5µm
3679-100*	75-100mm	B	6µm
3679-125*	100-125mm	B	7µm
3679-150*	125-150mm	B	8µm
3679-175*	150-175mm	B	9µm
3679-200*	175-200mm	B	9µm
3679-225*	200-225mm	B	10µm
3679-250*	225-250mm	B	10µm
3679-275*	250-275mm	B	12µm
3679-300*	275-300mm	B	12µm

*Su li d with manufactur r ins ction c rtificat

Code	Range	Type	Accuracy
3679-325	300-325mm	B	15µm
3679-350*	325-350mm	B	15µm
3679-375	350-375mm	B	16µm
3679-400*	375-400mm	B	16µm
3679-425	400-425mm	B	17µm
3679-450*	425-450mm	B	17µm
3679-475	450-475mm	B	18µm
3679-500*	475-500mm	B	18µm
3679-525	500-525mm	B	19µm
3679-550*	525-550mm	B	19µm
3679-575	550-575mm	B	20µm
3679-600*	575-600mm	B	20µm

ATTENTION: LOW PARALLELISM OF TWO MEASURING FACES

INSIDE MICROMETERS (ECONOMIC TYPE)

microm t r stand
with clam **(optional)**

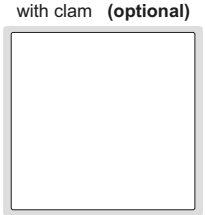

- Graduation 0.01mm
- Ratch t sto
- Carbid m asurin fac s
- O tional acc ssory: s ttin rin (cod **6312**), microm t r stand and clam (cod **6301** and **6301-1**)

Unit: mm

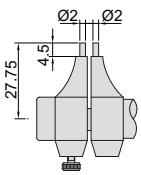

type A

3220-50

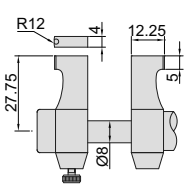

type B

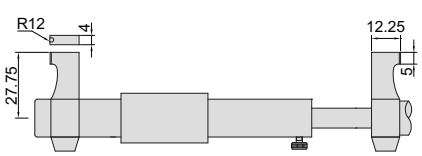

type C

Code	Range	Type	Setting ring	Accuracy
3220-30	5-30mm	A	5mm (includ d)	7µm
3220-50	25-50mm	B	25mm (includ d)	8µm
3220-75	50-75mm	B	50mm **(optional)**	9µm
3220-100	75-100mm	C	75mm **(optional)**	10µm

https://precishop.hu

DIGITAL INSIDE MICROMETERS (ECONOMIC TYPE)

DATA OUTPUT

ATTENTION: LOW PARALLELISM OF TWO MEASURING FACES

- R solution 0.001mm/0.00005"
- Button function: on/off, s t, mm/inch, data transmit
- Data out ut
- Automatic ow r off
- Ratch t sto
- Carbid m asurin fac s
- O tional acc ssory: data out ut cabl (cod **7315-31 need recei** 8**er** a 4, **7302-31** a 12), s ttin rin (cod **6312**)

3520-30

Unit: mm

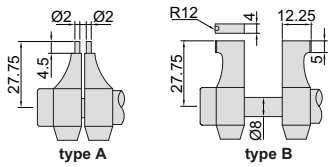

Code	Range	Type	Setting ring	Accuracy
3520-30	5-30mm/0.2-1.2"	A	5mm (includ d)	±5μm
3520-50	25-50mm/1-2"	B	25mm (includ d)	±6μm
3520-75	50-75mm/2-3"	B	50mm **(optional)**	±7μm
3520-100	75-100mm/3-4"	C	75mm **(optional)**	±8μm

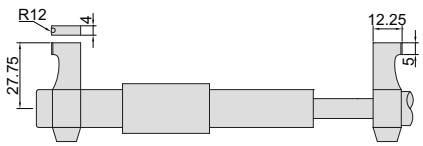

7

INTERNAL GEAR TOOTH MICROMETERS

INSIZE PLUS
MADE IN EU OPE

INSPECTION CERTIFICATE

b for ball ti s ar install d **ball tips are optional**



cylindrical ti s (**optional**) (only for microm t rs with L=8mm)



- M asur ov r- in diam t r of ars
- Graduation: 0.01mm
- Ratch t sto
- O tional acc ssory: ball ti s (cod **7383**), cylindrical ti s (cod **7393**, only for microm t rs with L=8mm)

3678-50

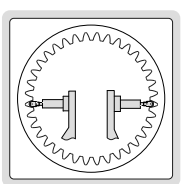

Code	Range	Accuracy	L
3678-50	25-50mm	4μm	6mm
3678-75*	50-75mm	5μm	8mm

*Su li d with manufactur r ins ction c rtificat

Unit: mm

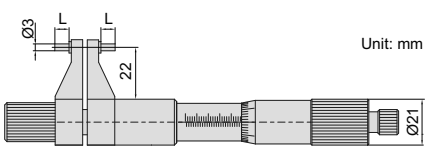

TUBULAR INSIDE MICROMETERS

- Graduation 0.01mm
- Accuracy: (6+L/50)μm
  L=maximum m asurin l n th (mm)
- O tional acc ssory: s ttin rin (cod **6312**), a block acc ssory (cod **6881**), cylind r a block (cod **4001**), cali r/h i ht a ch ck r (cod **6884**)

3221-200

Code	Range	Tra 8el of micrometer head	Extension rods
3221-32	25-32mm	7mm	—
3221-50	25-50mm	7mm	2 cs
3221-63	50-63mm	13mm	—
3221-200	50-200mm	13mm	6 cs
3221-300	50-300mm	13mm	10 cs
3221-225	200-225mm	25mm	—
3221-500	200-500mm	25mm	3 cs
3221-1000	200-1000mm	25mm	8 cs

Unit: mm

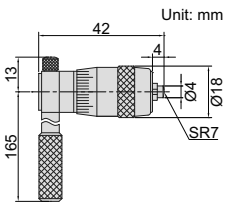

a lication

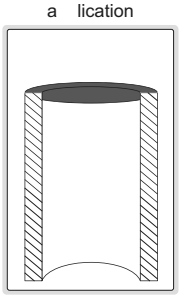

https://precishop.hu

TUBULAR INSIDE MICROMETERS

- Microm t rs u to 500mm m t DIN863-4
- Graduation 0.01mm
- Carbid m asurin fac s
- O tional acc ssory: a block acc ssory (cod **6881**), cylind r a block (cod **4001**), cali r/h i ht a ch ck r (cod **6884**)

Code	Range	Type	Accuracy
3229-75	50-75mm	A	5μm
3229-100	75-100mm	B	5μm
3229-125	100-125mm	C	6μm
3229-150	125-150mm	C	6μm
3229-175	150-175mm	C	7μm
3229-200	175-200mm	C	7μm
3229-225	200-225mm	C	8μm
3229-250	225-250mm	C	8μm
3229-275	250-275mm	C	9μm
3229-300	275-300mm	C	9μm
3229-325	300-325mm	C	9μm
3229-350	325-350mm	C	9μm
3229-375	350-375mm	C	10μm
3229-400	375-400mm	C	10μm
3229-425	400-425mm	C	10μm
3229-450	425-450mm	C	10μm
3229-475	450-475mm	C	11μm
3229-500	475-500mm	C	11μm
3229-525	500-525mm	C	11μm
3229-550	525-550mm	C	11μm
3229-575	550-575mm	C	11μm
3229-600	575-600mm	C	12μm
3229-625	600-625mm	C	12μm
3229-650	625-650mm	C	12μm
3229-675	650-675mm	C	13μm
3229-700	675-700mm	C	13μm

3229-225

Unit: mm

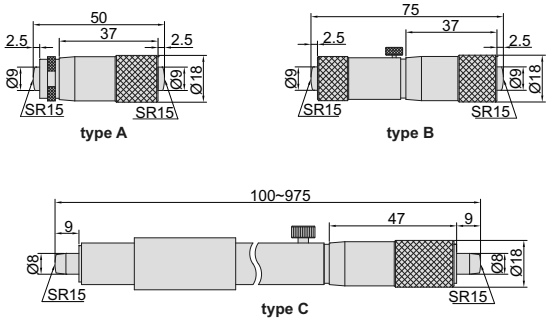

Code	Range	Type	Accuracy
3229-725	700-725mm	C	13μm
3229-750	725-750mm	C	14μm
3229-775	750-775mm	C	14μm
3229-800	775-800mm	C	14μm
3229-825	800-825mm	C	15μm
3229-850	825-850mm	C	15μm
3229-875	850-875mm	C	15μm
3229-900	875-900mm	C	16μm
3229-925	900-925mm	C	16μm
3229-950	925-950mm	C	16μm
3229-975	950-975mm	C	17μm
3229-1000	975-1000mm	C	17μm

7

TUBULAR INSIDE MICROMETERS

3224-2000

Unit: mm

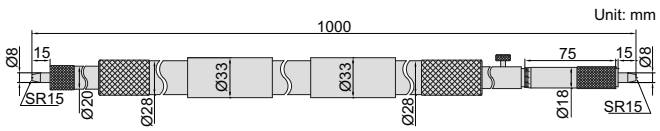

Code	Range	Extension rods
3224-2000	1000-2000mm	50mm, 100mm (2 cs), 200mm, 500mm
3224-3000	1000-3000mm	50mm, 100mm (2 cs), 200mm, 500mm, 1000mm
3224-4000	1000-4000mm	50mm, 100mm (2 cs), 200mm, 500mm, 1000mm (2 cs)
3224-5000	1000-5000mm	50mm, 100mm (2 cs), 200mm, 500mm, 1000mm (3 cs)

- Microm t r h ad: 1000-1050mm
- Graduation 0.01mm
- Accuracy: (7+n+L/50)μm
  n=numb r of rods
  L=maximum m asurin l n th (mm)
- Trav l of microm t r h ad 50mm
- Carbid m asurin fac s

https://precishop.hu

TUBULAR INSIDE MICROMETERS

- Microm t r h ad: 50-63mm
- Graduation 0.01mm
- Accuracy: (3+n+L/50)μm
  n=numb r of rods
  L=maximum m asurin l n th (mm)
- Su li d with s ttin standards
- Carbid m asurin fac s

3222-150

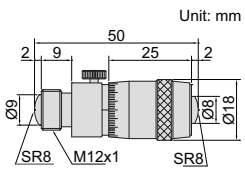

Code	Range	Tra &l of micrometer head	Extension rods
3222-63	50-63mm	13mm	—
3222-150	50-150mm	13mm	13mm, 25mm, 50mm
3222-300	50-300mm	13mm	13mm, 25mm, 50mm (2 cs), 100mm
3222-500	50-500mm	13mm	13mm, 25mm, 50mm (2 cs), 100mm, 200mm
3222-600	50-600mm	13mm	13mm, 25mm, 50mm, 100mm, 150mm, 200mm
3222-1000	50-1000mm	13mm	13mm, 25mm, 50mm (2 cs), 100mm, 200mm (2 cs), 300mm
3222-1500	50-1500mm	13mm	13mm, 25mm, 50mm (2 cs), 100mm, 200mm (3 cs), 300mm (2 cs)

7

TUBULAR INSIDE MICROMETERS

INSIZE PLUS
MADE IN EU OPE

- Microm t r h ad: 50-75mm
- Graduation: 0.01mm
- Carbid m asurin fac s

3684-100

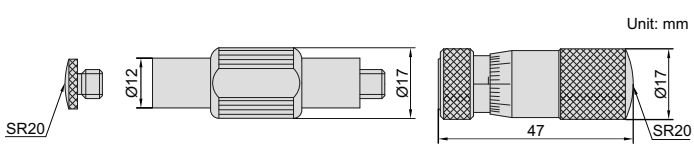

Code	Range	Accuracy	Tra &l of micrometer head	Extension rods
3684-75	50-75mm	5μm	25mm	—
3684-100	50-100mm	5μm	25mm	25mm
3684-150	50-150mm	6μm	25mm	25mm, 50mm
3684-250	50-250mm	8μm	25mm	25mm, 50mm, 100mm
3684-300	50-300mm	9μm	25mm	25mm, 50mm (2 cs), 100mm
3684-350	50-350mm	10μm	25mm	25mm, 50mm, 100mm (2 cs)
3684-450	50-450mm	10μm	25mm	25mm, 50mm, 100mm, 200mm
3684-650	50-650mm	12μm	25mm	25mm, 50mm, 100mm, 200mm (2 cs)
3684-850	50-850mm	15μm	25mm	25mm, 50mm, 100mm, 200mm, 400mm
3684-1250	50-1250mm	20μm	25mm	25mm, 50mm, 100mm, 200mm, 400mm (2 cs)
3684-1450	50-1450mm	22μm	25mm	25mm, 50mm, 100mm, 200mm, 400mm, 600mm

https://precishop.hu

INSIZE PLUS
MADE IN EU OPE

heat insulation extension rods

3683-200

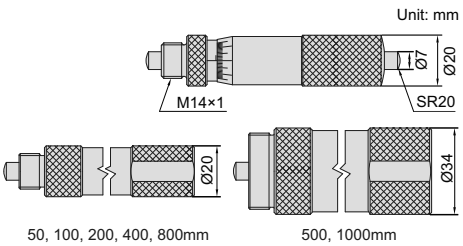

- Microm t r h ad: 100-150mm
- Graduation: 0.01mm
- Carbid m asurin fac s
- H at insulation xt nsion rods

Code	Range	Accuracy	Tra 8el of micrometer head	Heat insulation extension rods
3683-150	100-150mm	6μm	50mm	—
3683-200	100-200mm	7μm	50mm	50mm
3683-300	100-300mm	9μm	50mm	50mm, 100mm
3683-500	100-500mm	13μm	50mm	50mm, 100mm, 200mm
3683-900	100-900mm	16μm	50mm	50mm, 100mm, 200mm, 400mm
3683-1300	100-1300mm	22μm	50mm	50mm, 100mm, 200mm, 400mm (2 cs)
3683-1700	100-1700mm	27μm	50mm	50mm, 100mm, 200mm, 400mm, 800mm
3683-2000	100-2000mm	32μm	50mm	50mm, 100mm, 200mm (2 cs), 500mm, 1000mm
3683-2100	100-2100mm	32μm	50mm	50mm, 100mm, 200mm, 400mm (2 cs), 800mm
3683-2500	100-2500mm	40μm	50mm	50mm, 100mm, 200mm, 400mm, 800mm (2 cs)
3683-3000	100-3000mm	50μm	50mm	50mm, 100mm, 200mm (2 cs), 500mm, 1000mm (2 cs)
3683-4000	100-4000mm	60μm	50mm	50mm, 100mm, 200mm (2 cs), 500mm, 1000mm (3 cs)
3683-5000	100-5000mm	72μm	50mm	50mm, 100mm, 200mm (2 cs), 500mm, 1000mm (4 cs)
3683-6000	100-6000mm	90μm	50mm	50mm, 100mm, 200mm (2 cs), 500mm, 1000mm (5 cs)

7

TUBULAR INSIDE MICROMETERS

- Microm t r h ad: 100-125mm
- Graduation 0.01mm
- Accuracy: (3+n+L/50)μm
  n=numb r of rods
  L=maximum m asurin l n th (mm)
- Trav l of microm t r h ad 25mm
- Su li d with s ttin standards
- Carbid m asurin fac s

Code	Range	Extension rods
3225-125	100-125mm	—
3225-500	100-500mm	25mm, 50mm, 100mm, 200mm
3225-900	100-900mm	25mm, 50mm, 100mm, 200mm, 400mm
3225-1300	100-1300mm	25mm, 50mm, 100mm, 200mm, 400mm (2 cs)
3225-1700	100-1700mm	25mm, 50mm, 100mm, 200mm, 400mm (3 cs)
3225-2100	100-2100mm	25mm, 50mm, 100mm, 200mm, 400mm (4 cs)

3225-500

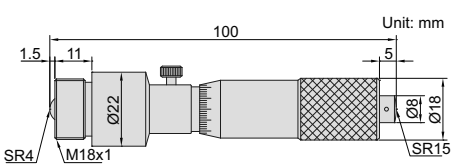

https://precishop.hu

DIGITAL TUBULAR INSIDE MICROMETERS

P65 WATERPROOF

DATA OUTPUT

- Microm t r h ad: 150-175mm
- R solution: 0.001mm/0.00005"
- Accuracy: (3+n+L/50)μm
  n=numb r of rods
  L=maximum m asurin l n th (mm)
- Carbid m asurin fac s
- Th diam t r of xt nsion rods is 22mm
- IP65 dust/wat r roof
- Button function: on/off, s t, mm/inch, data transmit
- Data out ut
- Automatic ow r off
- Su li d with s ttin standards
- O tional acc ssory: data out ut cabl (cod **7315-31 need recei** 8**er** a 4, **7302-31** a 12)

Unit: mm

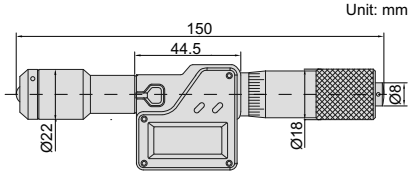

3521-1000

7

Code	Range	Tra 8el of micrometer head	Extension rods
3521-175	150-175mm	25mm	—
3521-1000	150-1000mm	25mm	25mm, 50mm (2 cs), 100mm, 200mm, 400mm
3521-1500	150-1500mm	25mm	25mm, 50mm (2 cs), 100mm (2 cs), 200mm, 400mm (2 cs)
3521-2000	150-2000mm	25mm	25mm, 50mm (2 cs), 100mm, 200mm (2 cs), 400mm (3 cs)

TUBULAR INSIDE MICROMETERS

INSIZE PLUS

MADE IN EU OPE

- Carbid m asurin fac s for microm t r h ad and xt nsion rods
- Points of xt nsion rods ar s rin load d
- O tional acc ssory:
  a block acc ssory (cod **6881**),
  cylind r a block (cod **4001**),
  cali r/h i ht a ch ck r (cod **6884**)

Micrometer head

Range	Graduation	Accuracy	Weight
100-125mm	0.01mm	±4μm	154

Extension rods

Length (L)	Accuracy	Weight	Material
25mm	±1.25μm	37	st l
50mm	±1.25μm	65	st l
100mm	±2μm	113	st l
200mm	±3.5μm	208	st l
400mm	±4.5μm	402	st l
1000mm	±7.5μm	909	carbon fib r

3634-1300

Unit: mm

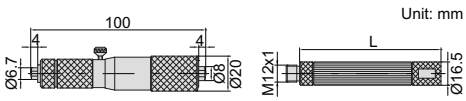

microm t r h ad — xt nsion rods (25-400mm)

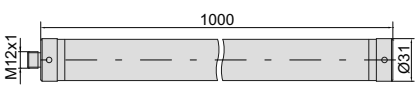

1m xt nsion rod

Code	Range	Extension rods
3634-350	100-350mm	25mm, 200mm
3634-500	100-500mm	25mm, 50mm, 100mm, 200mm
3634-1300	100-1300mm	25mm, 50mm, 100mm, 200mm, 400mm (2 cs)
3634-1500	100-1500mm	25mm, 50mm, 100mm, 200mm (2 cs), 400mm (2 cs)
3634-2100	100-2100mm	25mm, 50mm, 100mm, 200mm, 400mm (4 cs)
3634-3100	100-3100mm	25mm, 50mm, 100mm, 200mm (2 cs), 400mm, 1000mm (2 cs)
3634-4100	100-4100mm	25mm, 50mm, 100mm, 200mm (2 cs), 400mm, 1000mm (3 cs)
3634-5100	100-5100mm	25mm, 50mm, 100mm, 200mm (2 cs), 400mm, 1000mm (4 cs)
3634-6100	100-6100mm	25mm, 50mm, 100mm, 200mm (2 cs), 400mm, 1000mm (5 cs)

1m carbon fib r xt nsion rod, li ht w i ht, no d form

carbid fib r m asurin fac , s rin load d oint

https://precishop.hu

DATA OUTPUT | SPRING LOADED MEASURING POINT | NON-ROTATING SPINDLE

DIGITAL NON-ROTATING SPINDLE TUBULAR INSIDE MICROMETERS

INSIZE PLUS
MADE IN EU OPE

Unit: mm

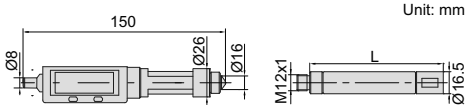

microm t r h ad

xt nsion rods (25-400mm)

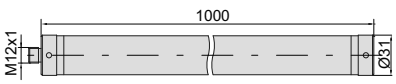

1m xt nsion rod

3635-950

- Carbid m asurin fac s for microm t r h ad and xt nsion rods
- Points of xt nsion rods ar s rin load d
- Data out ut
- Button function: mm/inch, max./min. valu trackin , r s t valu , hold, on/off, z ro
- CR2032 batt ry, automatic ow r off, turn th sl v to turn on
- O tional acc ssory: data out ut cabl (cod **7315-80 need recei** 8**er** a 5, **7302-80**), a block acc ssory (cod **6881**), cylind r a block (cod **4001**), cali r/h i ht a ch ck r (cod **6884**)

1m carbon fib r xt nsion rod, li ht w i ht, no d form

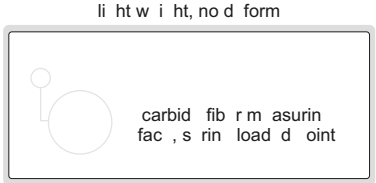

non-rotatin s indl , s rin load d oint and max./min. valu trackin mak it asy to find th ri ht m asurin osition

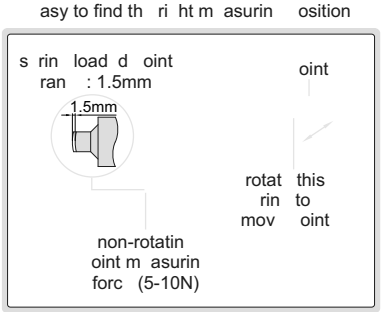

Extension rods

Length (L)	Accuracy	Weight	Material
25mm	±1.25μm	37	st l
50mm	±1.25μm	65	st l
100mm	±2μm	113	st l
200mm	±3.5μm	208	st l
400mm	±4.5μm	402	st l
1000mm	±7.5μm	909	carbon fib r

Micrometer head

Range	Resolution	Accuracy	Repeatability	Measuring force	Weight
150-180mm	0.001mm/0.00005" 0.01mm/0.0005" 0.0005mm/0.00002" (switchabl)	±4μm	1μm	5-10N	275

Code	Range	Extension rods
3635-350	150-350mm	25mm, 50mm, 100mm
3635-550	150-550mm	25mm, 50mm, 100mm, 200mm
3635-950	150-950mm	25mm, 50mm, 100mm, 200mm, 400mm
3635-1550	150-1550mm	25mm, 50mm, 100mm, 200mm (2 cs), 400mm (2 cs)
3635-2150	150-2150mm	25mm, 50mm, 100mm, 200mm, 400mm (4 cs)
3635-3150	150-3150mm	25mm, 50mm, 100mm, 200mm (2 cs), 400mm, 1000mm (2 cs)
3635-4150	150-4150mm	25mm, 50mm, 100mm, 200mm (2 cs), 400mm, 1000mm (3 cs)
3635-5150	150-5150mm	25mm, 50mm, 100mm, 200mm (2 cs), 400mm, 1000mm (4 cs)
3635-6150	150-6150mm	25mm, 50mm, 100mm, 200mm (2 cs), 400mm, 1000mm (5 cs)

https://precishop.hu

INTERNAL GEAR TOOTH MICROMETERS

INSIZE PLUS
MADE IN EU OPE

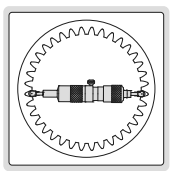

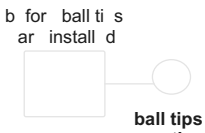

3638-200

ball tips
are optional

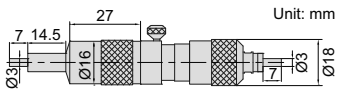

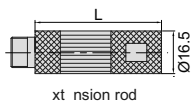

- M asur ov r- in diam t r of ars
- Points of xt nsion rods ar s rin load d
- O tional acc ssory: ball ti s (cod **7383**)

Micrometer head

Range	Graduation	Accuracy
100-115mm	0.01mm	±4μm
150-175mm	0.01mm	±4μm

Extension rod

Length (L)	Accuracy
15mm	±1μm
25mm	±1.25μm
30mm	±1.25μm
50mm	±1.25μm
100mm	±2μm
200mm	±3.5μm
400mm	±4.5μm

Code	Range	Micrometer head	Extension rod (L)
3638-200	100-205mm	100-115mm	15mm, 25mm, 50mm
3638-500	100-505mm	100-115mm	15mm, 25mm, 50mm, 100mm, 200mm
3638-900	100-905mm	100-115mm	15mm, 25mm, 50mm, 100mm, 200mm, 400mm
3638-1100	150-1150mm	150-175mm	25mm, 50mm, 100mm, 200mm, 200mm, 400mm

INTERNAL SCREW THREAD MICROMETERS

INSIZE PLUS
MADE IN EU OPE

tips are
optional

3641-200

tips are
optional

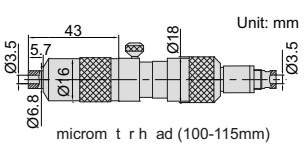

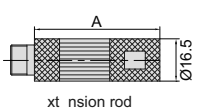

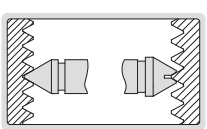

- M asur itch diam t r of scr w thr ad
- Points of xt nsion rods ar s rin load d
- O tional acc ssory: m asurin ti s for int rnal scr w thr ad microm t r (cod **7385**, L=13.5mm)

Micrometer head

Range	Graduation	Accuracy
100-115mm	0.01mm	±4μm
150-175mm	0.01mm	±4μm

Extension rod

Length (A)	Accuracy
15mm	±1μm
25mm	±1.25μm
50mm	±1.25μm
100mm	±2μm
200mm	±3.5μm
400mm	±4.5μm

Code	Range	Micrometer head	Extension rod (A)	Applicable tips
3641-200	100-205mm	100-115mm	15mm, 25mm, 50mm	st m l n th L=13.5mm
3641-500	100-505mm	100-115mm	15mm, 25mm, 50mm, 100mm, 200mm	st m l n th L=13.5mm
3641-900	100-905mm	100-115mm	15mm, 25mm, 50mm, 100mm, 200mm, 400mm	st m l n th L=13.5mm
3641-1100	150-1150mm	150-175mm	25mm, 50mm, 100mm, 200mm, 200mm, 400mm	st m l n th L=13.5mm

https://precishop.hu

TIPS FOR TRAPEZOIDAL, ACME THREAD ARE ALSO AVAILABLE

MEASURING TIPS FOR INTERNAL SCREW THREAD MICROMETERS

INSIZE PLUS
MADE IN EU OPE

- Su li d in air
- Mad of hard n d st l
- Suitabl for **3641** s ri s microm t rs

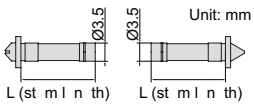

7385-T106A

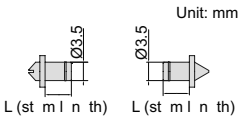

7385-T106B

60° thread angle

Code		Applicable pitch (mm)
L=13.5mm	L=5mm	
7385-T101A	7385-T101B	0.35
7385-T102A	7385-T102B	0.4/0.45
7385-T103A	7385-T103B	0.5/0.6
7385-T104A	7385-T104B	0.7/0.75/0.8
7385-T105A	7385-T105B	1/1.25
7385-T106A	7385-T106B	1.5/1.75
7385-T107A	7385-T107B	2.0/2.5
7385-T108A	7385-T108B	3.0/3.5
7385-T109A	7385-T109B	4.0/4.5/5.0
7385-T110A	7385-T110B	5.5/6.0

55° thread angle

Code		Applicable pitch (TPI)
L=13.5mm	L=5mm	
7385-T201A	7385-T201B	60/48
7385-T202A	7385-T202B	40/32
7385-T203A	7385-T203B	28/26/24/22
7385-T204A	7385-T204B	20/19/18/16
7385-T205A	7385-T205B	14/12/11
7385-T206A	7385-T206B	10/9/8
7385-T207A	7385-T207B	7/6
7385-T208A	7385-T208B	5/4.5/4
7385-T209A	7385-T209B	3.5/3.25/3/2.875/2.75
7385-T210A	7385-T210B	2.625/2.5/2

7

INTERNAL SCREW THREAD MICROMETERS

- Graduation: 0.01mm
- O tional acc ssory: m asurin ti s for int rnal scr w thr ad microm t r (cod **7321**)

Code	Range
3226-1001	75-100mm
3226-1251	100-125mm
3226-1501	125-150mm
3226-1751	150-175mm
3226-2001	175-200mm

Code	Range
3226-2251	200-225mm
3226-2501	225-250mm
3226-2751	250-275mm
3226-3001	275-300mm

measuring tips for screw thread (optional)

measuring tips for screw thread (optional)

3226-1001

m asurin ti s for int rnal scr w thr ad microm t r (**optional**)

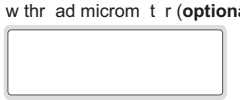

MEASURING TIPS FOR INTERNAL SCREW THREAD MICROMETERS

- Su li d in air
- Suitabl for **3226** s ri s microm t rs

Metric and unified screw (60° thread angle)

Code	Pitch
7321-T11	0.4-0.5mm/64-48TPI
7321-T12	0.6-0.9mm/44-28TPI
7321-T13	1-1.75mm/24-14TPI
7321-T14	2-3mm/13-9TPI
7321-T15	3.5-5mm/8-5TPI
7321-T16	5.5-7mm /4.5-3.5TPI
7321-T1S	6 airs/s t, includin all abov ti s

7321-T1S

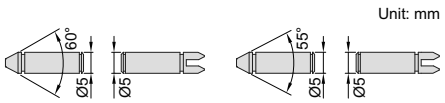

60° thread angle **55° thread angle**

Whitworth screw (55° thread angle)

Code	Pitch
7321-T21	60-48TPI
7321-T22	48-40TPI
7321-T23	40-32TPI
7321-T24	32-24TPI
7321-T25	24-18TPI
7321-T26	18-14TPI
7321-T27	14-10TPI
7321-T28	10-7TPI
7321-T29	7-4.5TPI
7321-T210	4.5-3.5TPI
7321-T2S	10 airs/s t, includin all abov ti s

https://precishop.hu

TWO POINTS/THREE POINTS INTERNAL MICROMETERS

INSPECTION CERTIFICATE

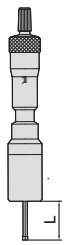

type A
2-6mm, carbid
m asurin oints
two oints

3227-6

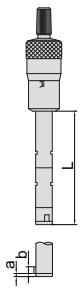

type B
6-12mm, st l
m asurin oints
thr oints

3227-8

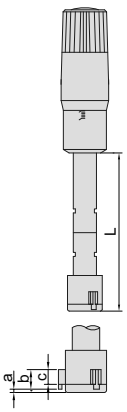

type C
12-50mm, carbid
m asurin oints
thr oints

3227-16

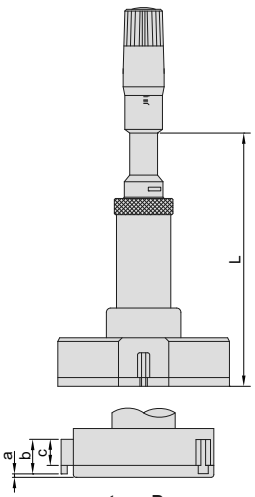

type D
50-300mm, carbid
m asurin oints
thr oints

3227-125

- M t DIN863-4
- 2-12mm: raduation 0.001mm
  12-300mm: raduation 0.005mm
- Ratch t sto
- O tional acc ssory: s ttin rin s (cod **6312**),
  microm t r stand and clam (cod **6301** and **6301-2**)

Indi 8idual **(mm)**

Code	Range	Type	Accuracy	Setting ring	Extension rod (included)	L	a	b	c
3227-2	2-2.5mm	A (two oints)	6µm	Ø2.5 (includ d)	—	12	—	—	—
3227-3	2.5-3mm	A (two oints)	6µm	Ø2.5 (includ d)	—	12	—	—	—
3227-4	3-4mm	A (two oints)	6µm	Ø4 (includ d)	—	22	—	—	—
3227-5	4-5mm	A (two oints)	6µm	Ø5 (includ d)	—	22	—	—	—
3227-6	5-6mm	A (two oints)	6µm	Ø6 (includ d)	—	22	—	—	—
3227-8	6-8mm	B (thr oints)	4µm	Ø6 (includ d)	100	54.5	1.5	2.5	—
3227-10	8-10mm	B (thr oints)	4µm	Ø8 (includ d)	100	54.5	1.5	2.5	—
3227-12	10-12mm	B (thr oints)	4µm	Ø10 (includ d)	100	54.5	1.5	2.5	—
3227-16	12-16mm	C (thr oints)	4µm	Ø16 (includ d)	150	80	0.5	6	4.5
3227-20	16-20mm	C (thr oints)	4µm	Ø16 (includ d)	150	80	0.5	6	4.5
3227-25	20-25mm	C (thr oints)	4µm	Ø25 (includ d)	150	90	0.5	8	6
3227-30	25-30mm	C (thr oints)	4µm	Ø25 (includ d)	150	90	0.5	8	6
3227-40	30-40mm	C (thr oints)	4µm	Ø40 (includ d)	150	97	0.5	14	12
3227-50	40-50mm	C (thr oints)	5µm	Ø40 (includ d)	150	97	0.5	14	12
3227-63	50-63mm	D (thr oints)	5µm	Ø62 (includ d)	150	114	0.5	17.5	14.5
3227-75	62-75mm	D (thr oints)	5µm	Ø62 (includ d)	150	114	0.5	17.5	14.5
3227-88	75-88mm	D (thr oints)	5µm	Ø87 (includ d)	150	114	0.5	17.5	14.5
3227-100	87-100mm	D (thr oints)	5µm	Ø87 (includ d)	150	114	0.5	17.5	14.5
3227-125	100-125mm	D (thr oints)	6µm	**optional**	150	140	0.9	29	25
3227-150	125-150mm	D (thr oints)	6µm	**optional**	150	140	0.9	29	25
3227-175	150-175mm	D (thr oints)	7µm	**optional**	150	140	0.9	29	25
3227-200	175-200mm	D (thr oints)	7µm	**optional**	150	140	0.9	29	25
3227-225	200-225mm	D (thr oints)	8µm	**optional**	150	140	0.9	29	25
3227-250	225-250mm	D (thr oints)	8µm	**optional**	150	140	0.9	29	25
3227-275	250-275mm	D (thr oints)	9µm	**optional**	150	140	0.9	29	25
3227-300	275-300mm	D (thr oints)	9µm	**optional**	150	140	0.9	29	25

To b continu d

https://precishop.hu

Continu d from r vious a

microm t r stand with clam **(optional)**



s ttin rin



2-100mm: includ d
100-300mm: **optional**

xt nsion rod



includ d

3227-504

Set

Code	Range	Micrometers included	Setting ring (included)	Extension rod (included)
3227-232*	2-3mm	2-2.5mm, 2.5-3mm	Ø2.5mm	—
3227-363*	3-6mm	3-4mm, 4-5mm, 5-6mm	Ø4mm, Ø5mm, Ø6mm	—
3227-123*	6-12mm	6-8mm, 8-10mm, 10-12mm	Ø6mm, Ø8mm, Ø10mm	100mm
3227-202*	12-20mm	12-16mm, 16-20mm	Ø16mm	150mm
3227-504*	20-50mm	20-25mm, 25-30mm, 30-40mm, 40-50m	Ø25mm, Ø40mm	150mm
3227-1004*	50-100mm	50-63mm, 62-75mm, 75-88mm, 87-100mm	Ø62mm, Ø87mm	150mm

*Su li d with manufactur r ins ction c rtificat

P65 WATERPROOF

DATA OUTPUT

DIGITAL TWO POINTS/THREE POINTS INTERNAL MICROMETERS

INSPECTION CERTIFICATE

3127-5

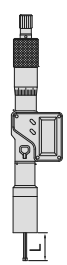

type A
2-6mm, carbid
m asurin oints
two oints

3127-12

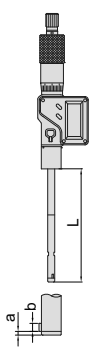

type B
6-12mm, st l
m asurin oints
thr oints

3127-40

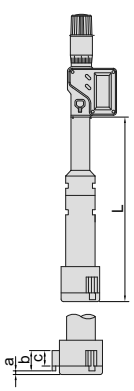

type C
12-50mm, carbid
m asurin oints
thr oints

3127-125

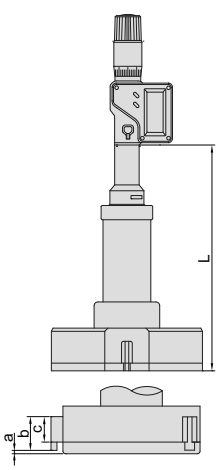

type D
50-300mm, carbid
m asurin oints
thr oints

- R solution 0.001mm/0.00005" (r solution of **3127-275** and **3127-300** is 0.001mm/0.0001")
- IP65 dust/wat r roof
- Buttons: on/off, s t, mm/inch, data transmit
- Data out ut
- Automatic ow r off
- Ratch t sto
- O tional acc ssory: data out ut cabl (cod **7315-31 need recei** 8**er** a 4, **7302-31** a 12), s ttin rin (cod **6312**), microm t r stand and clam (cod **6301** and **6301-2**)

To b continu d

https://precishop.hu

Continu d from r vious a

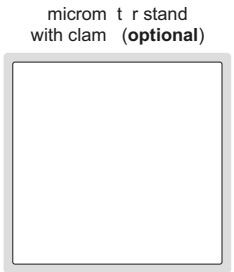

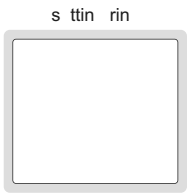

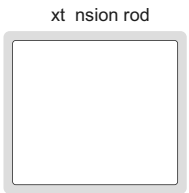

3127-202

7

Indi 8idual **(mm)**

Code	Range	Type	Accuracy	Setting ring	Extension rod (included)	L	a	b	c
3127-2*	2-2.5mm/0.08-0.10"	A (two oints)	6µm	Ø2.5 (includ d)	—	12	—	—	—
3127-3*	2.5-3mm/0.10-0.12"	A (two oints)	6µm	Ø2.5 (includ d)	—	12	—	—	—
3127-4*	3-4mm/0.12-0.16"	A (two oints)	6µm	Ø4 (includ d)	—	22	—	—	—
3127-5*	4-5mm/0.16-0.20"	A (two oints)	6µm	Ø5 (includ d)	—	22	—	—	—
3127-6*	5-6mm/0.20-0.24"	A (two oints)	6µm	Ø6 (includ d)	—	22	—	—	—
3127-8*	6-8mm/0.24-0.31"	B (thr oints)	4µm	Ø6 (includ d)	100	57	1.5	2.5	—
3127-10*	8-10mm/0.31-0.39"	B (thr oints)	4µm	Ø8 (includ d)	100	57	1.5	2.5	—
3127-12*	10-12mm/0.39-0.47"	B (thr oints)	4µm	Ø10 (includ d)	100	57	1.5	2.5	—
3127-16*	12-16mm/0.47-0.63"	C (thr oints)	4µm	Ø16 (includ d)	150	99	0.5	6	4.5
3127-20*	16-20mm/0.63-0.79"	C (thr oints)	4µm	Ø16 (includ d)	150	99	0.5	6	4.5
3127-25*	20-25mm/0.79-0.98"	C (thr oints)	4µm	Ø25 (includ d)	150	105	0.5	8	6
3127-30*	25-30mm/0.98-1.18"	C (thr oints)	4µm	Ø25 (includ d)	150	105	0.5	8	6
3127-40*	30-40mm/1.18-1.57"	C (thr oints)	4µm	Ø40 (includ d)	150	110	0.5	14	12
3127-50*	40-50mm/1.57-1.97"	C (thr oints)	5µm	Ø40 (includ d)	150	110	0.5	14	12
3127-63*	50-63mm/1.97-2.48"	D (thr oints)	5µm	Ø62 (includ d)	150	127	0.5	17.5	14.5
3127-75*	62-75mm/2.44-2.95"	D (thr oints)	5µm	Ø62 (includ d)	150	127	0.5	17.5	14.5
3127-88*	75-88mm/2.95-3.46"	D (thr oints)	5µm	Ø87 (includ d)	150	127	0.5	17.5	14.5
3127-100*	87-100mm/3.43-3.94"	D (thr oints)	5µm	Ø87 (includ d)	150	127	0.5	17.5	14.5
3127-125*	100-125mm/3.94-4.92"	D (thr oints)	6µm	**optional**	150	175	0.9	29	25
3127-150*	125-150mm/4.92-5.91"	D (thr oints)	6µm	**optional**	150	175	0.9	29	25
3127-175*	150-175mm/5.91-6.89"	D (thr oints)	7µm	**optional**	150	175	0.9	29	25
3127-200*	175-200mm/6.89-7.87"	D (thr oints)	7µm	**optional**	150	175	0.9	29	25
3127-225*	200-225mm/7.87-8.86"	D (thr oints)	8µm	**optional**	150	175	0.9	29	25
3127-250*	225-250mm/8.86-9.84"	D (thr oints)	8µm	**optional**	150	175	0.9	29	25
3127-275*	250-275mm/9.84-10.83"	D (thr oints)	9µm	**optional**	150	175	0.9	29	25
3127-300*	275-300mm/10.83-11.81"	D (thr oints)	9µm	**optional**	150	175	0.9	29	25

Set

Code	Range	Micrometers included	Setting ring (included)	Extension rod (included)
3127-232*	2-3mm/0.08-0.12"	2-2.5mm, 2.5-3mm	Ø2.5mm	—
3127-363*	3-6mm/0.12-0.24"	3-4mm, 4-5mm, 5-6mm	Ø4mm, Ø5mm, Ø6mm	—
3127-123*	6-12mm/0.24-0.47"	6-8mm, 8-10mm, 10-12mm	Ø6mm, Ø8mm, Ø10mm	100mm
3127-202*	12-20mm/0.47-0.79"	12-16mm, 16-20mm	Ø16mm	150mm
3127-504*	20-50mm/0.79-1.97"	20-25mm, 25-30mm, 30-40mm, 40-50mm	Ø25mm, Ø40mm	150mm
3127-1004*	50-100mm/1.97-3.94"	50-63mm, 62-75mm, 75-88mm, 87-100mm	Ø62mm, Ø87mm	150mm

*Su li d with manufactur r ins ction c rtificat

https://precishop.hu

INSPECTION CERTIFICATE

WIDE RANGE THREE POINTS INTERNAL MICROMETERS

- Meet DIN863-4
- Graduation 0.001mm
- Carbide measuring faces
- Ratchet stop
- Setting rings are included (except 200-300mm)

Unit: mm

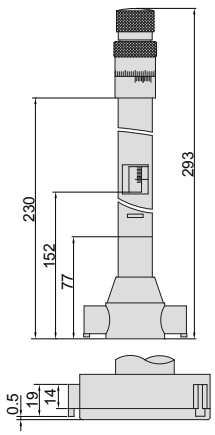

3228-70

Code	Range	Accuracy	Setting ring
3228-70 *	50-70mm	5μm	Ø50mm (included)
3228-100 *	70-100mm	5μm	Ø70mm (included)
3228-150 *	100-150mm	6μm	Ø100mm (included)
3228-250 *	150-250mm	8μm	Ø150mm (included)
3228-300 *	200-300mm	9μm	Ø200mm (**optional**)

*Supplied with manufacturer inspection certificate

setting ring

7

IP54 WATERPROOF

DATA OUTPUT

INSPECTION CERTIFICATE

DIGITAL WIDE RANGE THREE POINTS INTERNAL MICROMETERS

- Meet DIN863-4
- Resolution 0.001mm/0.00005"
  (resolution of **3128-300** is 0.001mm/0.0001")
- IP54 dust/waterproof
- Buttons: on/off, set, mm/inch
- Data output
- Automatic power off
- Carbide measuring faces
- Ratchet stop
- Supplied with extension rods
- Setting rings are included (except 200-300mm)
- Optional accessory: data output cable
  (code **7315-30 need receiver** page 4, **7302-30** page 12)

Unit: mm

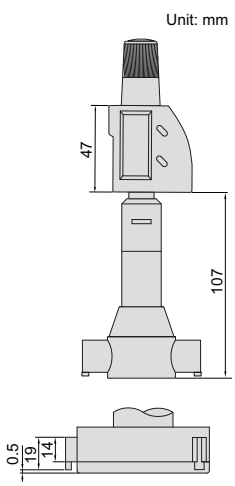

3128-150

Code	Range	Accuracy	Setting ring	Extension rod (included)
3128-70 *	50-70mm/1.97-2.76"	5μm	Ø50mm (included)	150mm
3128-100 *	70-100mm/2.76-3.94"	5μm	Ø70mm (included)	150mm
3128-150 *	100-150mm/3.94-5.91"	6μm	Ø100mm (included)	150mm
3128-250 *	150-250mm/5.91-9.84"	8μm	Ø150mm (included)	150mm
3128-300 *	200-300mm/7.87-11.81"	9μm	Ø200mm (**optional**)	150mm

*Supplied with manufacturer inspection certificate

setting ring

extension rod (included)

https://precishop.hu

PISTOL GRIP THREE POINTS BORE GAGES

INSPECTION CERTIFICATE

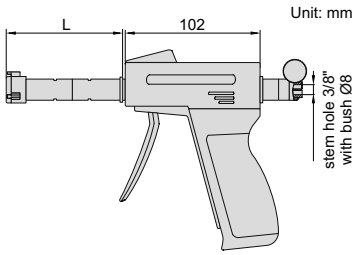

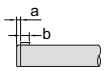

type A
6-12mm, steel measuring points

digital indicator is optional

2124-8

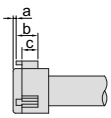

type B
12-50mm, carbide measuring points

digital indicator is optional

- Optional accessory:
  digital indicators (code **2108-101F**, resolution 0.001mm/0.00005"),
  setting rings (code **6312**)

setting ring

6-100mm: included
100-300mm: **optional**

extension rod

included

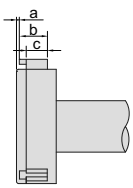

type C
50-300mm, carbide measuring points

2124-25

digital indicator is optional

2124-125

Individual **(mm)**

Code	Range	Type	Accuracy (without digital indicator)	Setting ring	Extension rod (included)	L	a	b	c
2124-8 *	6-8mm	A	4μm	Ø6mm (included)	100mm	50	1.5	2.5	—
2124-10 *	8-10mm	A	4μm	Ø8mm (included)	100mm	50	1.5	2.5	—
2124-12 *	10-12mm	A	4μm	Ø10mm (included)	100mm	50	1.5	2.5	—
2124-16 *	12-16mm	B	4μm	Ø16mm (included)	150mm	65	0.5	6	4.5
2124-20 *	16-20mm	B	4μm	Ø16mm (included)	150mm	65	0.5	6	4.5
2124-25 *	20-25mm	B	4μm	Ø25mm (included)	150mm	91	0.5	8	6
2124-30 *	25-30mm	B	4μm	Ø25mm (included)	150mm	91	0.5	8	6
2124-40 *	30-40mm	B	4μm	Ø40mm (included)	150mm	97	0.5	14	12
2124-50 *	40-50mm	B	5μm	Ø40mm (included)	150mm	97	0.5	14	12
2124-63 *	50-63mm	C	5μm	Ø62mm (included)	150mm	112	0.5	17.5	14.5
2124-75 *	62-75mm	C	5μm	Ø62mm (included)	150mm	112	0.5	17.5	14.5
2124-88 *	75-88mm	C	5μm	Ø87mm (included)	150mm	112	0.5	17.5	14.5
2124-100 *	87-100mm	C	5μm	Ø87mm (included)	150mm	112	0.5	17.5	14.5
2124-125 *	100-125mm	C	6μm	**optional**	150mm	140	0.9	29	25
2124-150 *	125-150mm	C	6μm	**optional**	150mm	140	0.9	29	25
2124-175 *	150-175mm	C	7μm	**optional**	150mm	140	0.9	29	25
2124-200 *	175-200mm	C	7μm	**optional**	150mm	140	0.9	29	25
2124-225 *	200-225mm	C	8μm	**optional**	150mm	140	0.9	29	25
2124-250 *	225-250mm	C	8μm	**optional**	150mm	140	0.9	29	25
2124-275 *	250-275mm	C	9μm	**optional**	150mm	140	0.9	29	25
2124-300 *	275-300mm	C	9μm	**optional**	150mm	140	0.9	29	25

Set

Code	Range	Probes included	Setting ring (included)	Extension rod (included)
2124-S123	6-12mm	6-8mm, 8-10mm, 10-12mm	Ø6mm, Ø8mm, Ø10mm	100mm
2124-S202 *	12-20mm	12-16mm, 16-20mm	Ø16mm	150mm
2124-S504	20-50mm	20-25mm, 25-30mm, 30-40mm, 40-50mm	Ø25mm, Ø40mm	150mm
2124-S1004 *	50-100mm	50-63mm, 62-75mm, 75-88mm, 87-100mm	Ø62mm, Ø87mm	150mm

2124- S504

* Supplied with manufacturer inspection certificate

https://precishop.hu

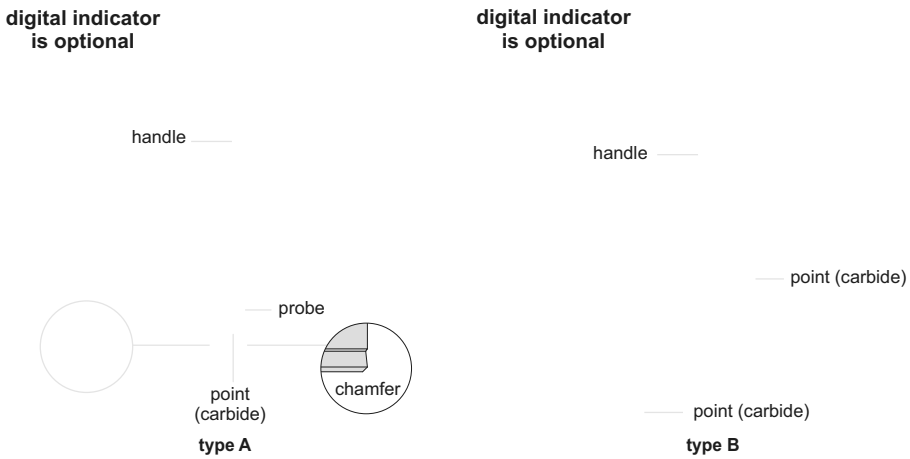

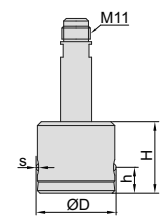

type A (2-130mm)

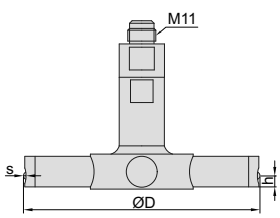

type B (130.1-300mm)

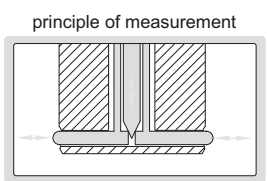

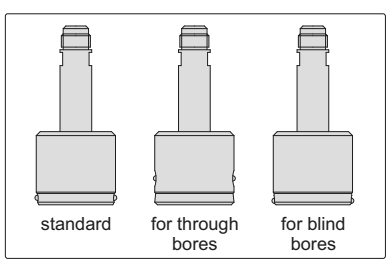

SPECIFICATION OF PROBE **(mm)**

Range (ØD)		2-3	3.1-4	4.1-6	6.1-9	9.1-12	12.1-20	20.1-40	40.1-60	60.1-130	130.1-300
Type		A	A	A	A	A	A	A	A	A	B
Travel of point (s)		0.15	0.15	0.15	0.2	0.2	0.2	0.2	0.2	0.2	0.2
Height of point (h)	**standard**	1	1.5	1.5	2.5	2.5	2.5	3.5	3.5	4	6
	for through bores	—	6	6	6	10	10	10	10	10	—
	for blind bores	0.7	1	1	1	1	1	1.2	1.2	1.2	3
Height of probe (H)		17.5	26	10	15	15	15	20	28	33	—
Repeatability		0.001	0.001	0.001	0.0005	0.0005	0.0005	0.0005	0.0005	0.001	0.002

To be continued

https://precishop.hu

Continued from previous page

PROBE

Code	Type
4653-A□□□□□	standard
4653-B□□□□□	for through bores
4653-C□□□□□	for blind bores

Ordering examples:

Code	Type	Range
4653-A30D6H7	standard	30.6H7

Attention: "D" stands for "."

SETTING RING

Code
6312-□□□□□

HANDLE

Code	Length (L)	Diameter (ØD)	Retraction
4653-150	45mm	12mm	without
4653-1105	105mm	12mm	without
4653-1235	235mm	12mm	without
4653-2145	145mm	18mm*	without
4653-2235	235mm	18mm*	without
4653-H70	70mm	12mm	with

* When measuring range is larger than 60mm, we suggest to use the 18mm handle

7

4653-G



4653-J



DEPTH STOP

Code	Applicable for probe
4653-G□□□□□	3.0~60mm
4653-J □□□□□	30~130mm

Ordering examples:

Code	Applicable for probe
4653-G22H7	22H7

EXTENSION ROD FOR HANDLE

Code	Length (H)
4653-R50	50mm
4653-R100	100mm
4653-R250	250mm
4653-R500	500mm

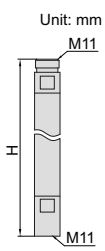

90° ADAPTER

Code
4653-K1

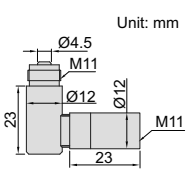

application



HANDLE FOR INDUCTIVE PROBE

Code
4653-F110

application



BASE

Code	Applicable holding stem
4663-STAND	Ø12mm
4663-STAND1	Ø18mm

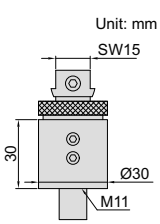

application



FLOATING CLAMP HANDLE

Code
4653-M30

Suitable for automatic measurement

https://precishop.hu

SPLIT TYPE DIAL BORE GAGES

INSIZE PLUS
MADE IN EU OPE

digital indicator is optional

- Split type contact points
- Accuracy (without indicator): 3μm (measuring range 0.95~10mm), 4μm (measuring range 10~20.6mm)
- Repeatability (without indicator): 1μm
- Optional accessory: digital/dial indicators or dial comparator

principle of measurement

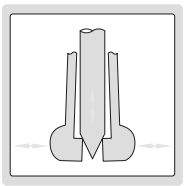

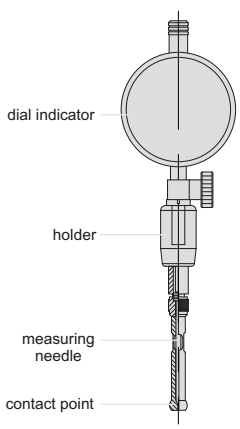

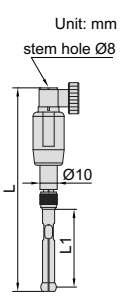

(mm)

Contact point					Measuring needle	Setting ring	
code	measuring range	measuring depth (L1)	total length (L)	material of points	code	code	diameter
2426-1	0.95-1.15	13	89	carbide		**6312-1**	1
2426-1D1	1.07-1.25	13	89	carbide		**6312-1D1**	1.1
2426-1D2	1.17-1.35	13	89	carbide	**2426-N1D4**	**6312-1D2**	1.2
2426-1D3	1.27-1.45	13	89	carbide		**6312-1D3**	1.3
2426-1D4	1.37-1.55	13	89	carbide		**6312-1D4**	1.4
2426-1D75	1.5-1.9	17	93	carbide		**6312-1D75**	1.75
2426-2	1.8-2.2	17	93	carbide	**2426-N2D25**	**6312-2**	2
2426-2D25	2.05-2.45	17	93	carbide		**6312-2D25**	2.25
2426-2D5	2.3-2.7	25	101	carbide		**6312-2D5**	2.5
2426-2D75	2.55-2.95	25	101	carbide		**6312-2D75**	2.75
2426-3	2.8-3.2	25	101	carbide		**6312-3**	3
2426-3D25	3.05-3.45	25	101	carbide	**2426-N4**	**6312-3D25**	3.25
2426-3D5	3.3-3.7	25	101	carbide		**6312-3D5**	3.5
2426-3D75	3.55-3.95	25	101	carbide		**6312-3D75**	3.75
2426-4	3.8-4.2	25	101	carbide		**6312-4**	4
2426-4D5	4.15-4.8	41	118	DLC coating		**6312-4D5**	4.5
2426-5	4.7-5.3	41	118	DLC coating		**6312-5**	5
2426-5D5	5.2-5.8	41	118	DLC coating		**6312-5D5**	5.5
2426-6	5.7-6.3	41	118	DLC coating		**6312-6**	6
2426-6D5	6.2-6.8	41	118	DLC coating	**2426-N9**	**6312-6D5**	6.5
2426-7	6.7-7.3	41	118	DLC coating		**6312-7**	7
2426-7D5	7.2-7.8	45	118	DLC coating		**6312-7D5**	7.5
2426-8	7.7-8.3	45	118	DLC coating		**6312-8**	8
2426-8D5	8.2-8.8	45	118	DLC coating		**6312-8D5**	8.5
2426-9	8.7-9.3	45	118	DLC coating		**6312-9**	9
2426-10	9.2-10.5	45	118	DLC coating		**6312-10**	10
2426-11	10.2-11.5	45	118	DLC coating		**6312-11**	11
2426-12	11.2-12.5	45	118	DLC coating		**6312-12**	12
2426-13	12.2-13.5	45	118	DLC coating		**6312-13**	13
2426-14	13.4-14.6	45	118	DLC coating		**6312-14**	14
2426-15	14.4-15.6	45	118	DLC coating	**2426-N20**	**6312-15**	15
2426-16	15.4-16.6	45	118	DLC coating		**6312-16**	16
2426-17	16.4-17.6	45	118	DLC coating		**6312-17**	17
2426-18	17.4-18.6	45	118	DLC coating		**6312-18**	18
2426-19	18.4-19.6	45	118	DLC coating		**6312-19**	19
2426-20	19.4-20.6	45	118	DLC coating		**6312-20**	20

retraction button

2426-HOLDER1 **2426-HOLDER2**

HOLDER

Code	Retraction	Applicable points
2426-HOLDER1	without	all
2426-HOLDER2	with	all

https://precishop.hu

SPLIT TYPE DIAL BORE GAGE SETS

INSIZE PLUS
MADE IN EU OPE

- Split type contact points
- Accuracy (without indicator): 3μm (measuring range 0.95~10mm), 4μm (measuring range 10~20.6mm)
- Repeatability (without indicator): 1μm
- Setting rings and dial indicators are optional

principle of measurement

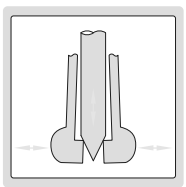

2421-121

(mm)

Code	Range	Quantity of points	Measuring range of point	Measuring depth (L1)	Total length (L)	Material of points	Type of point	Setting ring (optional)	
								code	diameter
			0.95-1.15	13	89	carbide	A	**6312-1**	1
			1.07-1.25	13	89	carbide	A	**6312-1D1**	1.1
2421-1D4	0.95-1.55	5	1.17-1.35	13	89	carbide	A	**6312-1D2**	1.2
			1.27-1.45	13	89	carbide	A	**6312-1D3**	1.3
			1.37-1.55	13	89	carbide	A	**6312-1D4**	1.4
			1.5-1.9	17	93	carbide	A	**6312-1D75**	1.75
			1.8-2.2	17	93	carbide	A	**6312-2**	2
			2.05-2.45	17	93	carbide	A	**6312-2D25**	2.25
			2.3-2.7	25	101	carbide	A	**6312-2D5**	2.5
2421-4	1.5-4.2	10	2.55-2.95	25	101	carbide	A	**6312-2D75**	2.75
			2.8-3.2	25	101	carbide	A	**6312-3**	3
			3.05-3.45	25	101	carbide	A	**6312-3D25**	3.25
			3.3-3.7	25	101	carbide	A	**6312-3D5**	3.5
			3.55-3.95	25	101	carbide	A	**6312-3D75**	3.75
			3.8-4.2	25	101	carbide	A	**6312-4**	4
			4.15-4.8	41	118	hard chromed	B	**6312-4D5**	4.5
			4.7-5.3	41	118	hard chromed	B	**6312-5**	5
			5.2-5.8	41	118	hard chromed	B	**6312-5D5**	5.5
2421-7D5	4.15-7.8	7	5.7-6.3	41	118	hard chromed	B	**6312-6**	6
			6.2-6.8	41	118	hard chromed	B	**6312-6D5**	6.5
			6.7-7.3	41	118	hard chromed	B	**6312-7**	7
			7.2-7.8	45	118	hard chromed	C	**6312-7D5**	7.5
			7.7-8.3	45	118	hard chromed	C	**6312-8**	8
			8.2-8.8	45	118	hard chromed	C	**6312-8D5**	8.5
			8.7-9.3	45	118	hard chromed	C	**6312-9**	9
2421-12	7.7-12.5	6	9.2-10.5	45	118	hard chromed	C	**6312-10**	10
			10.2-11.5	45	118	hard chromed	C	**6312-11**	11
			11.2-12.5	45	118	hard chromed	C	**6312-12**	12
			12.2-13.5	45	118	hard chromed	C	**6312-13**	13
			13.4-14.6	45	118	hard chromed	C	**6312-14**	14
			14.4-15.6	45	118	hard chromed	C	**6312-15**	15
2421-20	12.2-20.6	8	15.4-16.6	45	118	hard chromed	C	**6312-16**	16
			16.4-17.6	45	118	hard chromed	C	**6312-17**	17
			17.4-18.6	45	118	hard chromed	C	**6312-18**	18
			18.4-19.6	45	118	hard chromed	C	**6312-19**	19
			19.4-20.6	45	118	hard chromed	C	**6312-20**	20
			4.15-4.8	41	118	hard chromed	B	**6312-4D5**	4.5
			4.7-5.3	41	118	hard chromed	B	**6312-5**	5
			5.2-5.8	41	118	hard chromed	B	**6312-5D5**	5.5
			5.7-6.3	41	118	hard chromed	B	**6312-6**	6
			6.2-6.8	41	118	hard chromed	B	**6312-6D5**	6.5
			6.7-7.3	41	118	hard chromed	B	**6312-7**	7
2421-121	4.15-12.5	13	7.2-7.8	45	118	hard chromed	C	**6312-7D5**	7.5
			7.7-8.3	45	118	hard chromed	C	**6312-8**	8
			8.2-8.8	45	118	hard chromed	C	**6312-8D5**	8.5
			8.7-9.3	45	118	hard chromed	C	**6312-9**	9
			9.2-10.5	45	118	hard chromed	C	**6312-10**	10
			10.2-11.5	45	118	hard chromed	C	**6312-11**	11
			11.2-12.5	45	118	hard chromed	C	**6312-12**	12

digital indicator is optional

Unit: mm

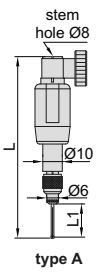

type A

type A

digital indicator is optional

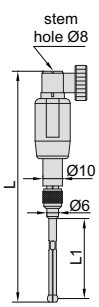

type B

type B

digital indicator is optional

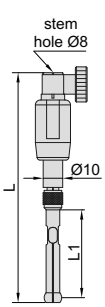

type C

type C

https://precishop.hu

BORE GAGES FOR SMALL HOLES

INSIZE PLUS
MADE IN EU OPE

digital indicator is optional

- Applicable for 0.01mm or 0.001mm, graduation dial indicators
- Carbide contact point and anvil
- Optional accessory: dial indicator or dial comparator, setting ring (code **6312**)

(mm)

Code	Range	Accuracy (without dial comparator)	Repeatability (without dial comparator)	L1	L2	ØR	ØD	h
2425-6	4.5-6mm	2μm	0.5μm	80	147	4	4	2
2425-8	6-8mm	2μm	0.5μm	100	165	5	5.2	2.6
2425-12	8-12mm	2μm	0.5μm	100	166	5	6.5	3.25
2425-20	12-20mm	2μm	0.5μm	110	204	8	9	4.5

2425-6

Unit: mm

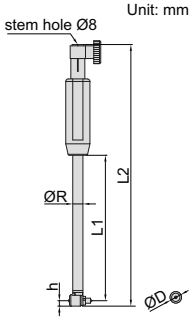

7

BORE GAGES

INSIZE PLUS
MADE IN EU OPE

digital indicator is optional

contact points

2422-35	**2422-60**	**2422-150**
2422-300		
2422-510 and **2422-800**		

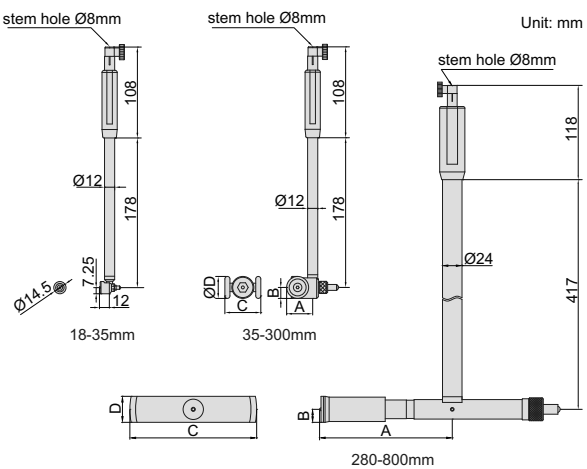

- Applicable for 0.01mm or 0.001mm graduation dial indicators
- Optional accessory:
  – Dial indicator or dial comparator
  – Setting ring (code **6312**)
  – Long handle (code **7352**)
  – Bore gage setter

2422-150

Code	Range	Accuracy (without dial comparator)	Repeatability (without dial comparator)
2422-35	18-35mm	4μm	2μm
2422-60	35-60mm	4μm	2μm
2422-150	50-150mm	4μm	2μm
2422-300	150-300mm	4μm	2μm
2422-510	280-510mm	3μm	1.5μm
2422-800	400-800mm	3μm	1.5μm

Code	A	B	C	D
2422-60	19.5mm	10.5mm	28mm	21mm
2422-150	30.8mm	13mm	42.5mm	26mm
2422-300	30.8mm	13mm	76.5mm	26mm
2422-510	164mm	16mm	156mm	32mm
2422-800	305mm	18mm	300mm	36mm

https://precishop.hu

PRECISION BORE GAGES FOR SMALL HOLES (WITH DIAL INDICATOR)

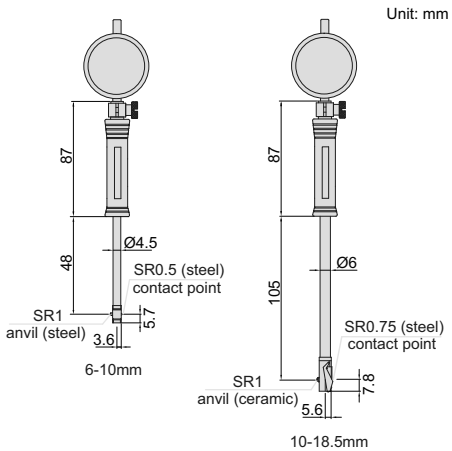

7

2853-10

ceramic anvil

2153-18

2153-18WP

6-10mm	10-18.5mm

- Optional accessory: setting ring (code **6312**), bore gage setter

with digital indicator

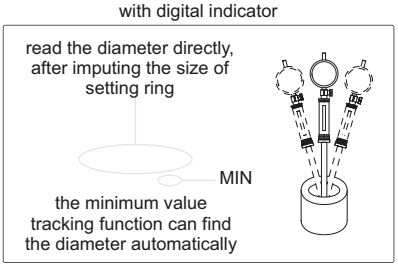

with waterproof digital indicator

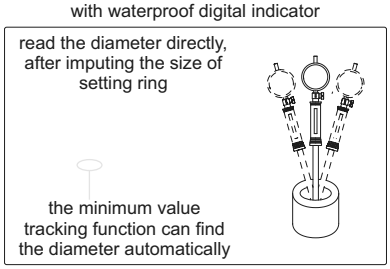

With dial indicator

Code	Range	Indicator	Accuracy	Repeatability
2853-10	6-10mm	dial indicator, range 1mm, graduation 0.001mm (code **2313-1FA**)	±0.007mm	0.0015mm
2853-18	10-18.5mm		±0.007mm	0.0015mm

With digital indicator
(data output cable code 7315-50M need receiver page 5, **7302-40M** page 13, **optional)**

Code	Range	Indicator	Accuracy	Repeatability
2153-10	6-10mm	digital indicator, code **2108-101F**, range 12.7mm/0.5", resolution 0.001mm/0.00005"	±0.007mm	0.002mm
2153-18	10-18.5mm		±0.007mm	0.002mm

With waterproof digital indicator
(data output cable code 7315-50M need receiver page 5, **7302-40M** page 13, **optional)**

Code	Range	Indicator	Accuracy	Repeatability
2153-10WP	6-10mm	waterproof digital indicator, code **2137-101F**, range 12.7mm/0.5", dust/waterproof IP54, resolution 0.001mm/0.00005"	±0.007mm	0.002mm
2153-18WP	10-18.5mm		±0.007mm	0.002mm

https://precishop.hu

ATTENTION: NOT SUITABLE FOR 0.001MM DIAL INDICATORS

BORE GAGES FOR SMALL HOLES (WITH DIAL INDICATOR)

Unit: mm

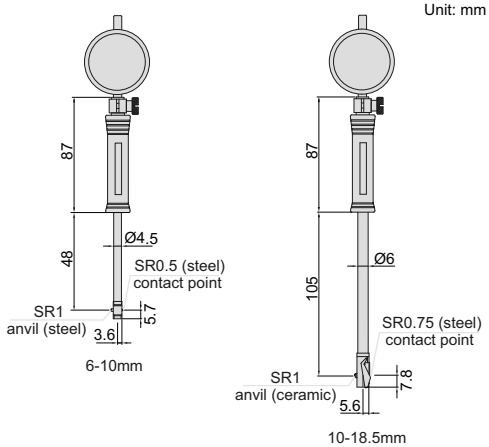

2852-10

ceramic anvil

2152-18 **2152-18WP**

6-10mm	10-18.5mm

- Optional accessory: setting ring (code **6312**), bore gage setter

with digital indicator

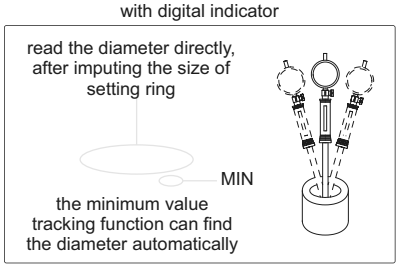

with waterproof digital indicator

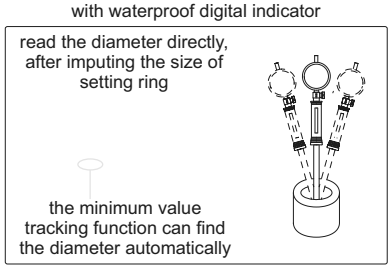

With dial indicator

Code	Range	Indicator	Accuracy	Repeatability
2852-10	6-10mm	dial indicator, range 3mm, graduation 0.01mm (code **2311-3F**)	±0.012mm	0.003mm
2852-18	10-18.5mm		±0.012mm	0.003mm

With digital indicator
(data output cable code 7315-50M need receiver page 5, **7302-40M** page 13, **optional)**

Code	Range	Indicator	Accuracy	Repeatability
2152-10	6-10mm	digital indicator, code **2108-10F**, range 12.7mm/0.5", resolution 0.002mm/0.0001" (can switch to 0.01mm/0.0005")	±0.012mm	0.003mm
2152-18	10-18.5mm		±0.012mm	0.003mm

With waterproof digital indicator
(data output cable code 7315-50M need receiver page 5, **7302-40M** page 13, **optional)**

Code	Range	Indicator	Accuracy	Repeatability
2152-10WP	6-10mm	waterproof digital indicator, code **2137-10F**, range 12.7mm/0.5", dust/waterproof IP54, resolution 0.002mm/0.0001" (can switch to 0.01mm/0.0005")	±0.012mm	0.003mm
2152-18WP	10-18.5mm		±0.012mm	0.003mm

https://precishop.hu

PRECISION BORE GAGES (WITH DIAL INDICATOR)

Unit: mm

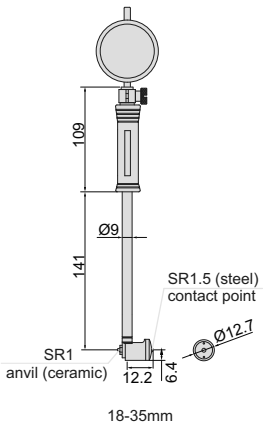

18-35mm

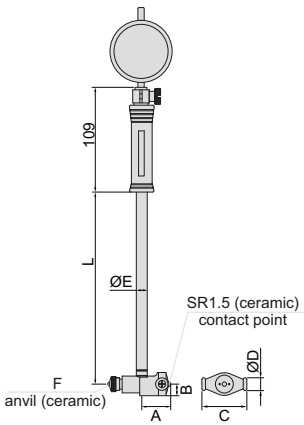

35mm up to 450mm

7

- Optional accessory: setting ring (code **6312**), bore gage setter

(mm)

Range	A	B	C	ØD	ØE	F	L
35-60mm	22	9	27	13	12.8	SR2	141
50-100mm	26	9	35	13	12.8	SR2	141
50-160mm	26	9	35	13	12.8	SR2	141
100-160mm	26	9	35	13	12.8	SR2	241
160-250mm	56.5	13	74.5	15	12.8	SR2	241
250-450mm	86.5	15	101.5	15	14.5	SR2.5	241

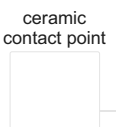

2825-160



2126-35

2126-35WP

With dial indicator

Code	Range	Indicator	Accuracy	Repeatability
2825-35	18-35mm	dial indicator, range 1mm, graduation 0.001mm (code **2313-1FA**)	±0.007mm	0.0015mm
2825-60	35-60mm		±0.007mm	0.0015mm
2825-100	50-100mm		±0.007mm	0.0015mm
2825-160	50-160mm		±0.007mm	0.0015mm
2825-161	100-160mm		±0.007mm	0.0015mm
2825-250	160-250mm		±0.007mm	0.0015mm
2825-450	250-450mm		±0.007mm	0.0015mm

18-35mm	35-60mm	50mm up to 160mm
160-250mm		
250-450mm		

With digital indicator
(data output cable code 7315-50M need receiver page 5, **7302-40M** page 13, **optional)**

Code	Range	Indicator	Accuracy	Repeatability
2126-35	18-35mm	digital indicator, code **2108-101F**, range 12.7mm/0.5", resolution 0.001mm/0.00005"	±0.007mm	0.002mm
2126-60	35-60mm		±0.007mm	0.002mm
2126-100	50-100mm		±0.007mm	0.002mm
2126-160	50-160mm		±0.007mm	0.002mm
2126-161	100-160mm		±0.007mm	0.002mm
2126-250	160-250mm		±0.007mm	0.002mm
2126-450	250-450mm		±0.007mm	0.002mm

with digital indicator

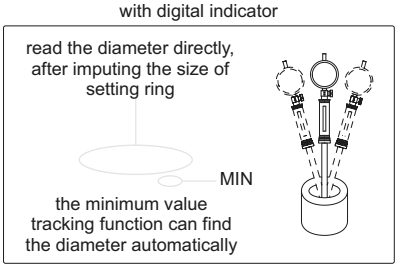

With waterproof digital indicator
(data output cable code 7315-50M need receiver page 5, **7302-40M** page 13, **optional)**

Code	Range	Indicator	Accuracy	Repeatability
2126-35WP	18-35mm	waterproof digital indicator, code **2137-101F**, range 12.7mm/0.5", dust/waterproof IP54, resolution 0.001mm/0.00005"	±0.007mm	0.002mm
2126-60WP	35-60mm		±0.007mm	0.002mm
2126-100WP	50-100mm		±0.007mm	0.002mm
2126-160WP	50-160mm		±0.007mm	0.002mm
2126-161WP	100-160mm		±0.007mm	0.002mm
2126-250WP	160-250mm		±0.007mm	0.002mm
2126-450WP	250-450mm		±0.007mm	0.002mm

with waterproof digital indicator

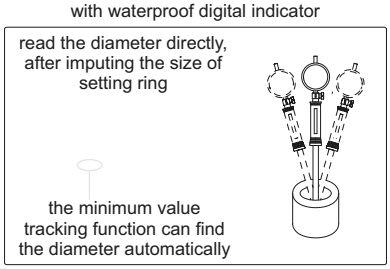

https://precishop.hu

BORE GAGES (WITH DIAL INDICATOR)

ATTENTION: NOT SUITABLE FOR 0.001MM DIAL INDICATORS

POPULAR MODEL

Unit: mm

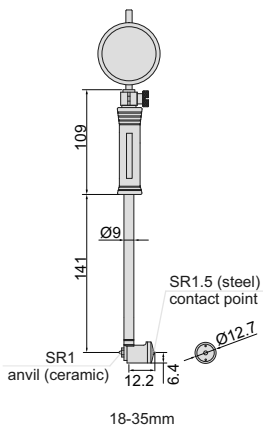

18-35mm

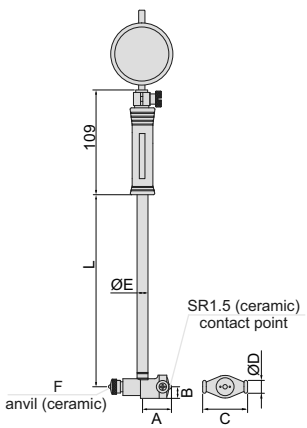

35mm up to 450mm

- Optional accessory: setting ring (code **6312**), long handle (code **7351**), bore gage setter

(mm)

Range	A	B	C	ØD	ØE	F	L
35-60mm	22	9	27	13	12.8	SR2	141
50-100mm	26	9	35	13	12.8	SR2	141
50-160mm	26	9	35	13	12.8	SR2	141
100-160mm	26	9	35	13	12.8	SR2	141
160-250mm	56.5	13	74.5	15	12.8	SR2	241
250-450mm	86.5	15	101.5	15	14.5	SR2.5	241

ceramic contact point

2322-160A

ceramic anvil

2122-35A

ceramic anvil

2122-35AWP

With dial indicator

Code	Range	Indicator	Accuracy	Repeatability
2322-35A	18-35mm	dial indicator, range 10mm, graduation 0.01mm (code **2308-10FA**)	±0.015mm	0.003mm
2322-60A	35-60mm		±0.018mm	0.003mm
2322-100A	50-100mm		±0.018mm	0.003mm
2322-160A	50-160mm		±0.018mm	0.003mm
2322-161A	100-160mm		±0.018mm	0.003mm
2322-250A	160-250mm		±0.018mm	0.003mm
2322-450A	250-450mm		±0.018mm	0.003mm

18-35mm	35-60mm	50mm up to 160mm
160-250mm		
250-450mm		

With digital indicator
(data output cable code 7315-50M need receiver page 5, **7302-40M** page 13, **optional)**

Code	Range	Indicator	Accuracy	Repeatability
2122-35A	18-35mm	digital indicator, code **2108-10F**, range 12.7mm/0.5", resolution 0.002mm/0.0001" (can switch to 0.01mm/0.0005")	±0.015mm	0.003mm
2122-60A	35-60mm		±0.018mm	0.003mm
2122-100A	50-100mm		±0.018mm	0.003mm
2122-160A	50-160mm		±0.018mm	0.003mm
2122-161A	100-160mm		±0.018mm	0.003mm
2122-250A	160-250mm		±0.018mm	0.003mm
2122-450A	250-450mm		±0.018mm	0.003mm

with digital indicator

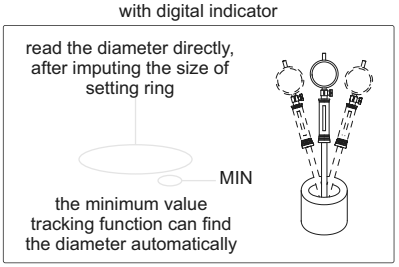

With waterproof digital indicator
(data output cable code 7315-50M need receiver page 5, **7302-40M** page 13, **optional)**

Code	Range	Indicator	Accuracy	Repeatability
2122-35AWP	18-35mm	waterproof digital indicator, code **2137-10F**, range 12.7mm/0.5", dust/waterproof IP54, resolution 0.002mm/0.0001" (can switch to 0.01mm/0.0005")	±0.015mm	0.003mm
2122-60AWP	35-60mm		±0.018mm	0.003mm
2122-100AWP	50-100mm		±0.018mm	0.003mm
2122-160AWP	50-160mm		±0.018mm	0.003mm
2122-161AWP	100-160mm		±0.018mm	0.003mm
2122-250AWP	160-250mm		±0.018mm	0.003mm
2122-450AWP	250-450mm		±0.018mm	0.003mm

with waterproof digital indicator

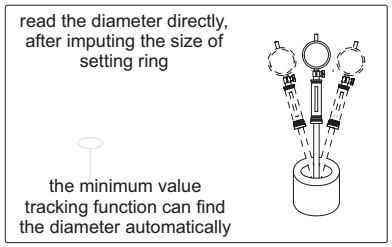

https://precishop.hu

BORE GAGES (WITH DIAL INDICATOR)

ATTENTION: NOT SUITABLE FOR 0.001MM DIAL INDICATORS

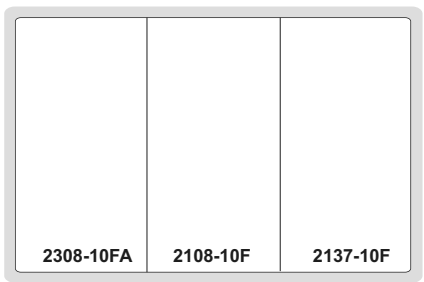

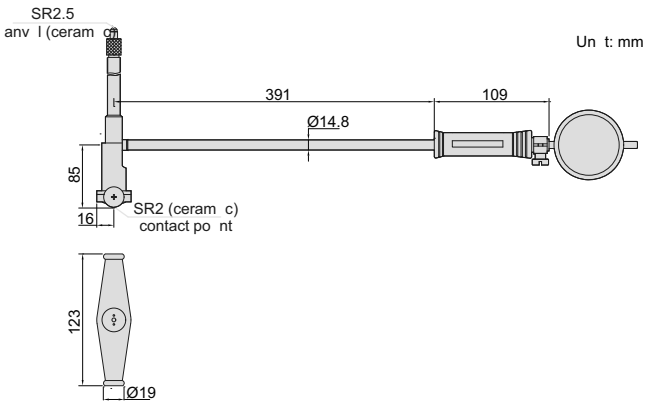

8 8-800A

With dial indicator

Code	Range	Indicator	Accuracy	Repeatability
8 8-800A	400-800mm	d al nd cator, code **308-10FA**, range 10mm, graduat on 0.01mm	±0.025mm	0.003mm

With digital indicator (data output cable code 7315-50M need receiver page 5, **730 -40M** page 13, **optional)**

Code	Range	Indicator	Accuracy	Repeatability
1 8-800A	400-800mm	d g tal nd cator, code **108-10F**, range 12.7mm/0.5", resolut on 0.002mm/0.0001" (can sw tch to 0.01mm/0.0005")	±0.025mm	0.003mm

With waterproof digital indicator (data output cable code 7315-50M need receiver page 5, **730 -40M** page 13, **optional)**

Code	Range	Indicator	Accuracy	Repeatability
1 8-800AWP	400-800mm	waterproof d g tal nd cator, code **2137-10F**, range 12.7mm/0.5", dust/waterproof IP54, resolut on 0.002mm/0.0001" (can sw tch to 0.01mm/0.0005")	±0.025mm	0.003mm

BORE GAGE SET

INSIZE PLUS
MADE IN EU OPE

digital indicator is optional

4 3-S

- Includes bore gages 18-50mm and 50-150mm
- Opt onal accessory:
  - 0.01mm or 0.001mm graduat on d al nd cator or d al comparator
  - Sett ng r ng (code **631**)
  - Long handle (code **735**)
  - Bore gage setter

18-50mm **50-150mm**

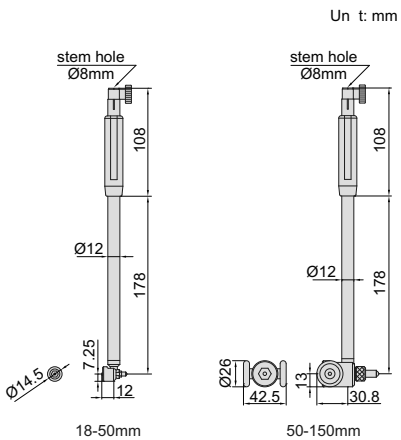

Code	Range	Accuracy (without dial comparator)	Repeatability (without dial comparator)
4 3-S	18-150mm	4μm	2μm

https://precishop.hu

ATTENTION: NOT SUITABLE FOR 0.001MM DIAL INDICATORS

BORE GAGE SETS (WITH DIAL INDICATOR)

8 4-S160 **7 4-S3** **7 4-S3WP**

- Opt onal accessory: sett ng r ng (cod **6331**), long handle (code **7351**), bore gage setter

w th d g tal nd cator

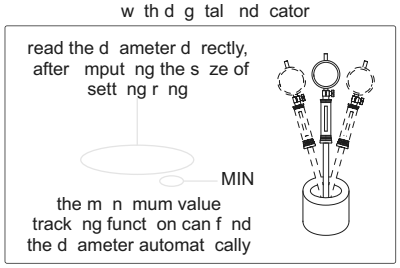

w th waterproof d g tal nd cator

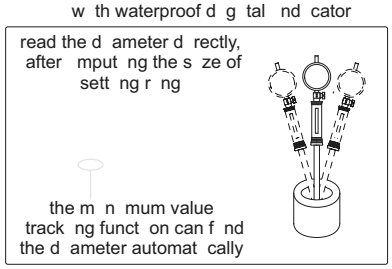

packag ng (code **8 4-S3**)

With dial indicator

Code	Range	Indicator	Bore gages included	Accuracy	Repeatability
8 4-S160	35-160mm	d al nd cator, code **308-10**, range 10mm, graduat on 0.01mm	① 35-50mm (d al nd cator and handle are not ncluded) ② 50-160mm	35-50mm ±0.018mm 50-160mm ±0.018mm	0.003mm
8 4-S3	18-160mm	d al nd cator, code **308-10**, range 10mm, graduat on 0.01mm	① 18-35mm ② 35-60mm (d al nd cator s not ncluded) ③ 50-160mm (d al nd cator s not ncluded)	18-35mm ±0.015mm 35-60mm ±0.018mm 50-160mm ±0.018mm	0.003mm

With digital indicator (data output cable code 7315-50M need receiver page 5, **730 -40M** page 13, **optional)**

Code	Range	Indicator	Bore gages included	Accuracy	Repeatability
7 4-S160	35-160mm	d g tal nd cator, code **108-10F** range 12.7mm/0.5", resolut on 0.002mm/0.0001" (can sw tch to: 0.01mm/0.0005")	① 35-50mm (d g tal nd cator and handle are not ncluded) ② 50-160mm	35-50mm ±0.018mm 50-160mm ±0.018mm	0.003mm
7 4-S3	18-160mm	d g tal nd cator, code **108-10F** range 12.7mm/0.5", resolut on 0.002mm/0.0001" (can sw tch to: 0.01mm/0.0005")	① 18-35mm ② 35-60mm (d g tal nd cator s not ncluded) ③ 50-160mm (d g tal nd cator s not ncluded)	18-35mm ±0.015mm 35-60mm ±0.018mm 50-160mm ±0.018mm	0.003mm

To be cont nued

https://precishop.hu

Cont nued from prev ous page

With waterproof digital indicator (data output cable code 7315-50M need receiver page 5, **730 -40M** page 13, **optional)**

Code	Range	Indicator	Bore gages included	Accuracy	Repeatability
7 4-S160WP	35-160mm	waterproof d g tal nd cator, code **137-10F**, range 12.7mm/0.5", dust/waterproof IP54, resolut on 0.002mm/0.0001" (can sw tch to 0.01mm/0.0005")	① 35-50mm (d g tal nd cator and handle are not ncluded) ② 50-160mm	35-50mm ±0.018mm 50-160mm ±0.018mm	0.003mm
7 4-S3WP	18-160mm	waterproof d g tal nd cator, code **137-10F**, range 12.7mm/0.5", dust/waterproof IP54, resolut on 0.002mm/0.0001" (can sw tch to 0.01mm/0.0005")	① 18-35mm ② 35-60mm (d g tal nd cator s not ncluded) ③ 50-160mm (d g tal nd cator s not ncluded)	18-35mm ±0.015mm 35-60mm ±0.018mm 50-160mm ±0.018mm	0.003mm

BORE GAGES FOR BLIND HOLES

7

INSIZE PLUS
MADE IN EU OPE

digital indicator is optional

Un t: mm

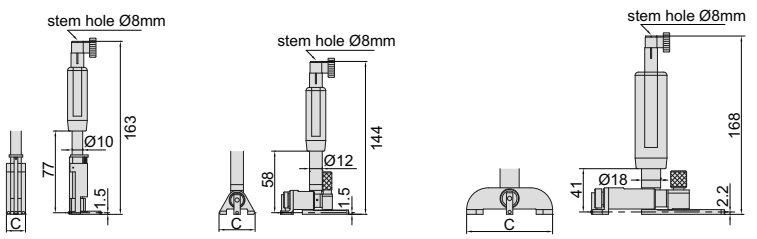

4 4-300

4 4-50

4 4-110

4 4-300/450/600

- To measure d ameter of shallow and bl nd holes
- Opt onal accessory:
  – 0.01mm or 0.001mm graduat on d al nd cators
  – Sett ng r ng (code **631**)
  – Long handle (code **735**)
  – Bore gage setter

20-50mm	50-110mm	110-600mm

Code	Range	Accuracy (without dial indicator)	Repeatability (without dial indicator)	C
4 4-50	20-50mm	4μm	1μm	18mm
4 4-110	50-110mm	4μm	1μm	34mm
4 4-300	110-300mm	4μm	1μm	81mm
4 4-450	200-450mm	4μm	1μm	81mm
4 4-600	300-600mm	4μm	1μm	140mm

https://precishop.hu

BORE GAGES (WITH DIAL INDICATOR)

ATTENTION: NOT SUITABLE FOR 0.001MM DIAL INDICATORS

- Opt onal accessory: sett ng r ng (code **7631**), long handle (code **7351**), bore gage setter

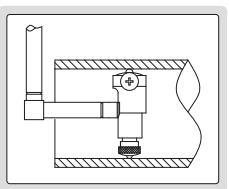

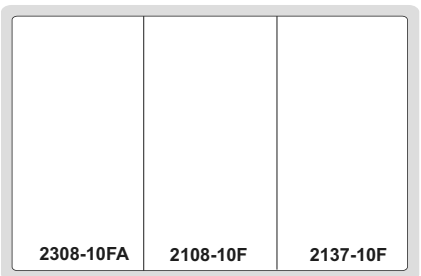

Un t: mm

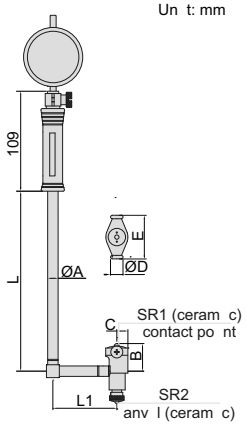

8 7-160A

w th d g tal nd cator

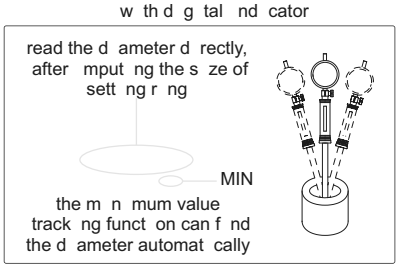

w th waterproof d g tal nd cator

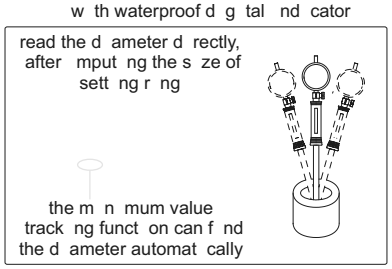

(mm)

Range	ØA	B	C	ØD	E	L	L1
35-60mm	12.8	22	9	13	27	141	75
50-160mm	12.8	28.5	9.2	13	35	141	76.2
160-250mm	14.5	62.0	12.7	15	74.5	391	100
250-450mm	14.5	91.5	15.0	15	101.5	391	100

With dial indicator

Code	Range	Indicator	Accuracy	Repeatability
8 7-60A	35-60mm	d al nd cator, code **308-10F**, range 10mm, graduat on 0.01mm	±0.018mm	0.003mm
8 7-160A	50-160mm		±0.018mm	0.003mm
8 7- 50A	160-250mm		±0.018mm	0.003mm
8 7-450A	250-450mm		±0.018mm	0.003mm

With digital indicator
(data output cable code 7315-50M need receiver page 5, **730 -40M** page 13, **optional)**

Code	Range	Indicator	Accuracy	Repeatability
1 7-60	35-60mm	d g al nd cator, code **108-10F,** range 12.7mm/0.5", resolut on 0.002mm/0.0001" (can sw tch to: 0.01mm/0.0005")	±0.018mm	0.003mm
1 7-160	50-160mm		±0.018mm	0.003mm
1 7- 50	160-250mm		±0.018mm	0.003mm
1 7-450	250-450mm		±0.018mm	0.003mm

With waterproof digital indicator
(data output cable code 7315-50M need receiver page 5, **730 -40M** page 13, **optional)**

Code	Range	Indicator	Accuracy	Repeatability
1 7-60WP	35-60mm	waterproof d g tal nd cator, code **137-10F,** range 12.7mm/0.5", dust/waterproof IP54, resolut on 0.002mm/0.0001" (can sw tch to 0.01mm/0.0005")	±0.018mm	0.003mm
1 7-160WP	50-160mm		±0.018mm	0.003mm
1 7- 50WP	160-250mm		±0.018mm	0.003mm
1 7-450WP	250-450mm		±0.018mm	0.003mm

https://precishop.hu

GEAR BORE GAGES

INSIZE PLUS
MADE IN EU OPE

RELATIVE PRODUCT: INTERNAL GEAR TOOTH MICROMETER (CODE 3638)

digital indicator is optional

4 8-55

- Tungsten carb de ball po nts, d ameter accuracy 2μm
- Opt onal accessory:
  – D al nd cator or d al comparator
  – Ball po nts
  – Thread adaptor
  – Long handle (code **735**)

ball po nts (**optional**)

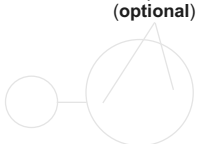

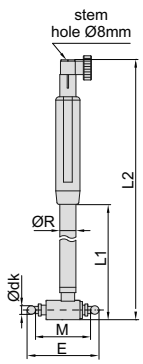

(mm)

Code	Range (E)	Accuracy (without dial comparator)	Repeatability (without dial comparator)	ØR	L1	L	Thread for ball points
4 8-1	8-12mm	2μm	0.5μm	5	100	165	M1.6
4 8-	12-22mm	2μm	0.5μm	5	102	168	M1.6
4 8-55	22-55mm	2μm	0.5μm	8	110	204	M2.5
4 8- 50	55-250mm	2μm	0.5μm	12	177	290	M4
4 8-510	100-510mm	2μm	0.5μm	18	235	363	M4

extens on rod for po nts (ncluded)

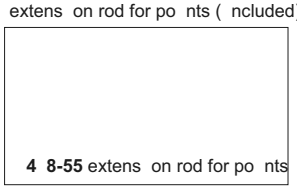

4 8-55 extens on rod for po nts

Ball points (optional)

Ball point diameter Ødk	4 8-1 point thread M1.6 point code	4 8- point thread M1.6 point code	4 8-55 point thread M .5 point code	4 8- 50 point thread M4 point code	4 8-510 point thread M4 point code
1mm	**4 8-A1**	**4 8-E1**	**4 8-B1**	**4 8-C1**	**4 8-C1**
1.5mm	**4 8-A1D5**	**4 8-E1D5**	**4 8-B1D5**	**4 8-C1D5**	**4 8-C1D5**
2mm	**4 8-A**	**4 8-E**	**4 8-B**	**4 8-C**	**4 8-C**
2.5mm	—	**4 8-E D5**	**4 8-B D5**	**4 8-C D5**	**4 8-C D5**
3mm	—	**4 8-E3**	**4 8-B3**	**4 8-C3**	**4 8-C3**
3.5mm	—	**4 8-E3D5**	**4 8-B3D5**	**4 8-C3D5**	**4 8-C3D5**
4mm	—	**4 8-E4**	**4 8-B4**	**4 8-C4**	**4 8-C4**
4.5mm	—	—	**4 8-B4D5**	**4 8-C4D5**	**4 8-C4D5**
5mm	—	—	**4 8-B5**	**4 8-C5**	**4 8-C5**
5.5mm	—	—	**4 8-B5D5**	**4 8-C5D5**	**4 8-C5D5**
6mm	—	—	**4 8-B6**	**4 8-C6**	**4 8-C6**
6.5mm	—	—	**4 8-B6D5**	**4 8-C6D5**	**4 8-C6D5**
7mm	—	—	**4 8-B7**	**4 8-C7**	**4 8-C7**
7.5mm	—	—	**4 8-B7D5**	**4 8-C7D5**	**4 8-C7D5**
8mm	—	—	**4 8-B8**	**4 8-C8**	**4 8-C8**
8.5mm	—	—	**4 8-B8D5**	**4 8-C8D5**	**4 8-C8D5**
9mm	—	—	**4 8-B9**	**4 8-C9**	**4 8-C9**
9.5mm	—	—	**4 8-B9D5**	**4 8-C9D5**	**4 8-C9D5**
10mm	—	—	**4 8-B10**	**4 8-C10**	**4 8-C10**

method of measurement

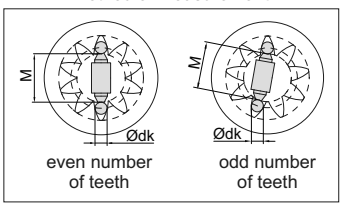

ball po nts (**optional**), n pa r

Thread adaptor (optional)

Code	Thread	Remark
4 8-D1	M1.6/M2.5	For example, use **4 8-E1** w th **4 8-D1** to replace **4 8-B1**
4 8-D	M2.5/M4	For example, use **4 8-B1** w th **4 8-D** to replace **4 8-C1**

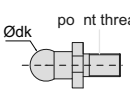

https://precishop.hu

ATTENTION: NOT SUITABLE FOR 0.001MM DIAL INDICATORS

MEASURE DIAMETER OF BORES WITH BARRIER INSIDE

BORE GAGE FOR BARRIER INSIDE BORE

digital indicator is optional

appl cat on



VIDEO

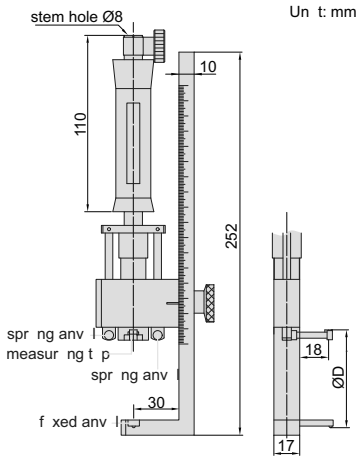

- Measure d ameter of bores w th barr er ns de
- Opt onal accessory:
  – 0.01mm graduat on d al nd cators
  – Sett ng r ng (code **6 31**)

348- 10

(mm)

Code	Range ØD	Diameter of barrier Ød	Travel of measuring tip	Accuracy (without dial indicator)	Measuring force
348- 10	40-210mm	<D-14 (less than 50mm)	1.6	0.018	2N

*For example:
When measur ng s ze ØD s 40mm, D-14=26mm, so the d ameter of barr er should be less than 26mm.
When measur ng s ze ØD s 70mm, D-14=56mm, however t should be less than 50mm,
so the d ameter of barr er should be less than 50mm.

LONG HANDLES

method of use (replace the or g nal handle w th long handle)

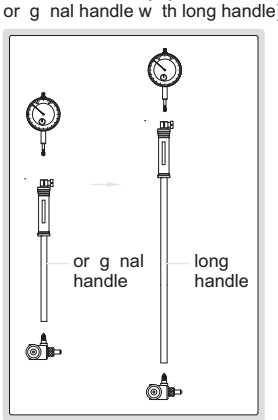

- To ass st deep-hole measurement
- Can be used for bore gages **1 , 3 , 8 4, 7 4, 1 7** and **8 7**

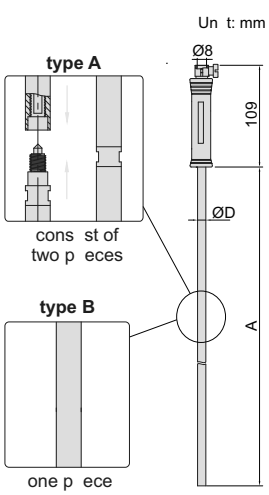

Code	Applicable bore gages	A	ØD	Type
7351-EX11	35-60mm, 50-100mm, 50-160mm, 100-160mm	475mm	13mm	B
7351-EX1		980mm	13mm	
7351-EX13		1480mm	14.5mm	A
7351-EX14		1980mm	14.5mm	
7351-EX 1	160-250mm, 250-450mm	480mm	14.5mm	B
7351-EX		980mm	14.5mm	
7351-EX 3		1480mm	14.5mm	A
7351-EX 4		1980mm	14.5mm	

7351-EX11

https://precishop.hu

ANVILS FOR BORE GAGES

- For bore gages **85 , 15 , 3 , 1 , 1 7, 7 4, 8 5, 1 6, 8 4, 853, 153** and **8 7**

7350-160

Code	Applicable bore gages	Material of measuring face	Quantity per set	Measuring range of anvil (mm)
7350-10	6-10mm	steel	9 pcs	6, 6.5, 7, 7.5, 8, 8.5, 9, 9.5, 10
7350-18	10-18.5mm	ceram c	9 pcs	10, 11, 12, 13, 14, 15, 16, 17, 18
7350-35	18-35mm	ceram c	9 pcs	18, 20, 22, 24, 26, 28, 30, 32, 34
7350-60	35-60mm	ceram c	6 pcs	35, 40, 45, 50, 55, 60
7350-100	50-100mm	ceram c	11 pcs	50, 55, 60, 65, 70, 75, 80, 85, 90, 95, 100
7350-160	50-160mm	ceram c	12 pcs	50, 55, 60, 65, 70, 75, 80, 85, 90, 95, 100, 105
7350-161	100-160mm	ceram c	12 pcs	50, 55, 60, 65, 70, 75, 80, 85, 90, 95, 100, 105
7350- 50	160-250mm	ceram c	5 pcs	160, 170, 180, 190, 200
7350-450	250-450mm	ceram c	5 pcs	250, 260, 270, 280, 290

BORE GAGE SETTERS

VIDEO

appl cat on

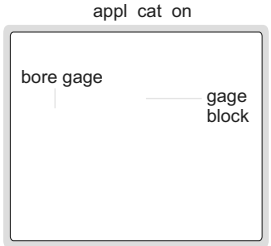

Un t: mm

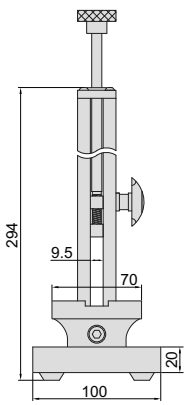

hor zontal use

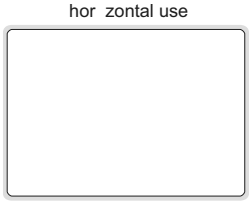

gage blocks for **7353-160**



- Vert cal and hor zontal use
- To be used w th gage blocks

7353-160

Code	Range	Repeatability	Remark
7353-160	0-160mm	1.2μm	w th gage block set
7353-160W	0-160mm	1.2μm	w thout gage block set

Gage block set for 7353-160

Blocks per set	Size (mm)	Step (mm)	Quantity	Remark
33	1.005		1 pc	grade 2 (ISO3650)
	1.01-1.09	0.01	9 pcs	
	1.1-1.9	0.1	9 pcs	
	1-9	1	9 pcs	
	10-30	10	3 pcs	
	50		1 pc	
	100		1 pc	

BORE GAGE SETTER

VIDEO

- Used together w th gage blocks to set bore gages

Code	Setting range
395-400	18-400mm

Un t: mm

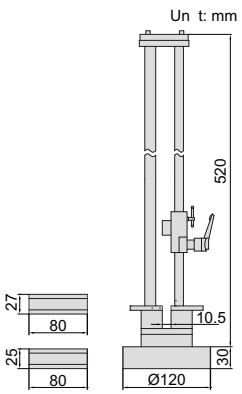

395-400

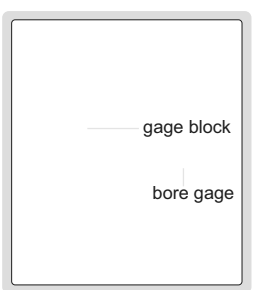

https://precishop.hu

SPRING LOADED MEASURING POINT

CARBON FIBER EXTENSION RODS, LIGHT WEIGHT, NOT EASY TO DEFORM, LOW THERMAL EXPANSION

DATA OUTPUT

CARBON FIBER BORE GAGES

Un t: mm

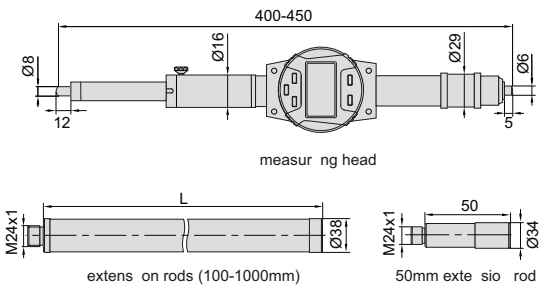

35 -1500

7

- Carbon f ber extens on rods, l ght we ght, not easy to deform, low thermal expans on
- Carb de measur ng faces
- Data output
- Button funct on: on/off, zero, tolerance Go and No-Go d splay,data preset, measur ng d rect on change, max./m n./TIR measurement, nch/metr c convers on, absolute/ ncremental measurement
- Suppl ed w th 400mm sett ng standard
- Opt onal accessory: data output cable (code **730 -40M** page 13), w reless data transm ss on (transm tter co **7315-51 need receiver** page 5)

setti g sta dard (i cluded), used to set the measur nghead

Measuring head

Range	Resolution	Accuracy	Repeatability	Weight
400-450mm	0.001mm/0.00005"	±6μm	±3μm	1kg

Extension rods

Length (L)	Accuracy	Weight	Material
50mm	±2μm	230g	steel
100mm	±3μm	300g	carbon f ber
200mm	±4.5μm	390g	carbon f ber
300mm	±6μm	470g	carbon f ber
600mm	±9μm	730g	carbon f ber
1000mm	±11μm	1000g	carbon f ber

spr ng loaded po nt, and max./m n. value track ng make t easy to f nd the r ght measur ng pos t on

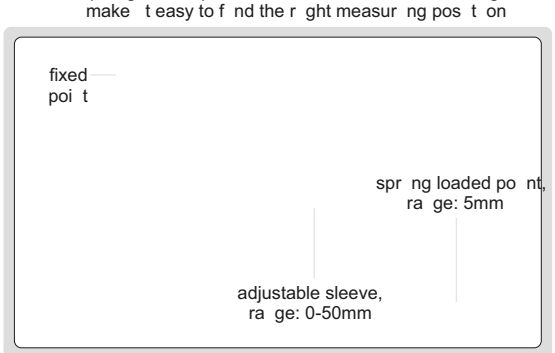

Code	Range	Weight	xtension rods
35 -1000	400-1000mm	3.8kg	50mm, 100mm, 200mm, 300mm
35 -1500	400-1500mm	4.5kg	50mm, 100mm, 200mm, 300mm, 600mm
35 - 000	400-2000mm	5.3kg	50mm, 100mm, 200mm, 300mm, 600mm (2 pcs)
35 - 400	400-2400mm	6.0kg	50mm, 100mm, 200mm, 300mm, 600mm (3 pcs)
35 -3400	400-3400mm	6.7kg	50mm, 100mm, 200mm, 300mm, 600mm (4 pcs)
35 -6400	400-6400mm	9.5kg	50mm, 100mm, 200mm, 300mm, 600mm, 1000mm (5 pcs)

https://precishop.hu

INTERNAL CHAMFER GAGES

INSIZE PLUS
MADE IN EU OPE

- Measure end d ameter of chamfer or taper holes
- W th l m t po nters
- **941- 0** and **941- 03** are suppl ed w th 5mm sett ng r ng

5mm sett ng r ng for **941- 0** and **941- 03**



Un t: mm

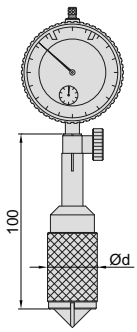

INSPECTION CERTIFICATE

measurement pr nc ple

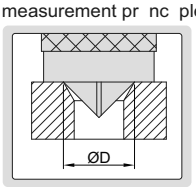

941- 0

Code	Range ØD	Applicable angle α	Graduation	Accuracy	Ød
941- 0	0.5-20.1mm	0-90°	0.01mm	±0.02mm	28.3mm
941-40*	20-40mm	0-90°	0.01mm	±0.02mm	50mm
941- 03	0.5-20.1mm	90-127°	0.02mm	±0.04mm	28.3mm
941-403*	20-40mm	90-127°	0.02mm	±0.04mm	50mm

*Suppl ed w th manufacturer nspect on cert f cate

VIDEO

measure end d ameter of chamfer or taper holes

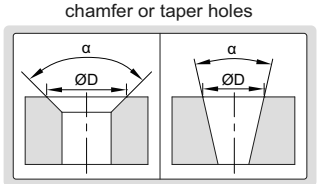

7

DIGITAL INTERNAL CHAMFER GAGES

INSIZE PLUS
MADE IN EU OPE

- Measure end d ameter of chamfer or taper holes
- **94 - 0** and **94 - 03** are suppl ed w th 5mm sett ng r ng
- Resolut on: 0.01mm/0.0005"
- Opt onal accessory: data output cable (code **7315-50M need receiver** page 5, **730 -40M** page 13)

5mm sett ng r ng for **94 - 0** and **94 - 03**

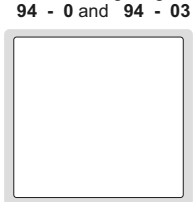

Un t: mm

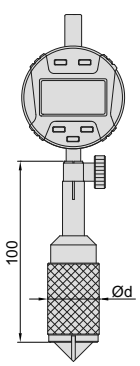

INSPECTION CERTIFICATE

DATA OUTPUT

measurement pr nc ple

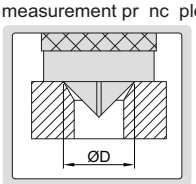

94 - 0

Code	Range ØD	Applicable angle α	Accuracy	Ød
94 - 0	0.5-20.1mm	0-90°	±0.02mm	28.3mm
94 -40*	20-40mm	0-90°	±0.02mm	50mm
94 - 03	0.5-20.1mm	90-127°	±0.04mm	28.3mm
94 -403*	20-40mm	90-127°	±0.04mm	50mm

*Suppl ed w th manufacturer nspect on cert f cate

VIDEO

measure end d ameter of chamfer or taper holes

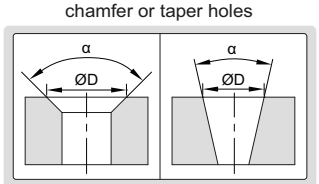

SMALL HOLE GAGE SET

- 4 gages per set
- For small holes, slots and grooves, etc.
- Sat n chrome f n sh

(mm)

Range	L	a	b	ØD
3-5mm	76	24	52	5
5-7.5mm	79	27	52	5
7.5-10mm	88	30	58	6
10-13mm	91	34	58	6

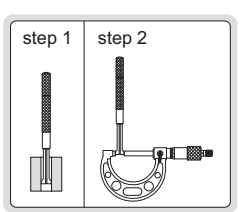

4 08-1

Code	Total range	Gages included
4 08-1	3-13mm	3-5mm, 5-7.5mm, 7.5-10mm, 10-13mm

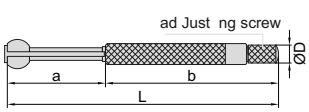

https://precishop.hu

LONG HANDLE TELESCOPING GAGES

- For Ku ck measurement of ns de d ameter of deep holes and w dth of slots
- Sat n chrome f n sh

4 09-6

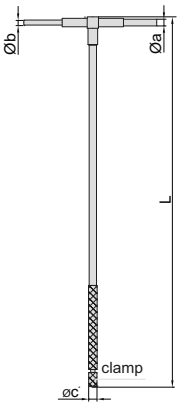

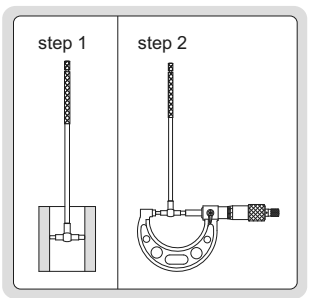

(mm)

Code	Range	L	Øa	Øb	Øc
4 09-1	8-12.7mm	300	3.9	2.9	6.2
4 09-	12.7-19mm	300	5.3	3.8	6.2
4 09-3	19-32mm	300	5.3	3.8	6.2
4 09-4	32-54mm	300	7.6	6.1	7.2
4 09-5	54-90mm	300	7.6	6.1	7.2
4 09-6	90-150mm	300	7.6	6.1	7.2

TELESCOPING GAGE SET

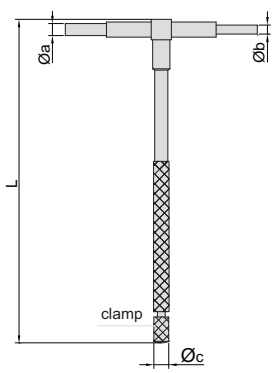

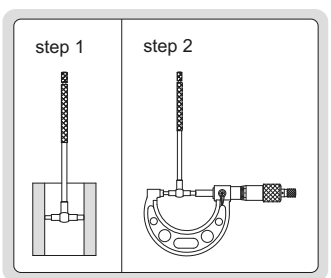

- 6 gages per set
- For Ku ck measurement of ns de d ameter of holes and w dth of slots
- Sat n chrome f n sh

4 06-1

Code	Total range	Gages included
4 06-1	8-150mm	8-12.7mm, 12.7-19mm, 19-32mm, 32-54mm, 54-90mm, 90-150mm

(mm)

Range	L	Øa	Øb	Øc
8-12.7mm	115	3.9	2.9	6.2
12.7-19mm	115	5.3	3.8	6.2
19-32mm	115	5.3	3.8	6.2
32-54mm	137	7.6	6.1	7.2
54-90mm	137	7.6	6.1	7.2
90-150mm	137	7.6	6.1	7.2

FLEXIBLE INNER DIAMETER TAPES

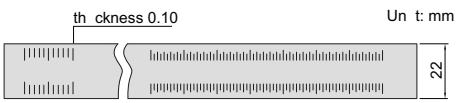

7137-60

Code	Diameter range	Graduation	Accuracy
7137-30	Ø10-30mm	0.05mm	±0.10mm
7137-60	Ø30-60mm	0.05mm	±0.10mm
7137-100	Ø50-100mm	0.05mm	±0.10mm
7137- 00	Ø100-200mm	0.05mm	±0.10mm
7137-350	Ø200-350mm	0.05mm	±0.15mm

- Measure average nner d ameter of flex ble mater als
- Made of PET

appl cat on

https://precishop.hu

TAPE BORE GAGES

INSIZE PLUS
MADE IN EU OPE

VIDEO

- Measure nternal d ameter and c rcumference of soft mater als l ke tubes, belts, etc.
- Graduat on: 0.1mm
- Accuracy: 0.2mm

(mm)

Code	Range ØD	Ød	ØA	Measuring depth
430- 4	14-24mm	13.5	13	15-60
430-40	22-40mm	21.5	21	15-60
430-60	35-60mm	34.5	30.5	15-96
430-100	55-100mm	54.5	30.5	15-106
430-180	95-180mm	94.5	30.5	15-106
430- 55	170-255mm	94.5	30.5	15-106
430-330	245-330mm	94.5	30.5	15-106

Un t: mm

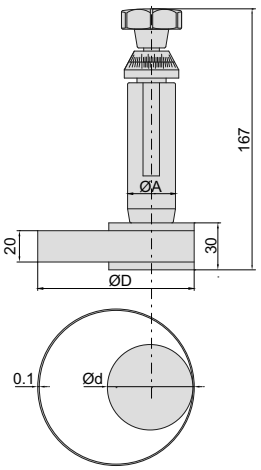

430-100

7

DIAMETER TAPES

CAN BE CUSTOM-MADE

7135-5 5

Un t: mm

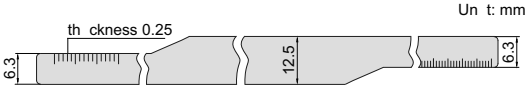

- Measure d ameter of p pes, trees, t res, etc.
- Made of sta nless steel

Code	Diameter range	Graduation	Accuracy
7135-35 *	Ø20-35mm	0.05mm	±0.05mm
7135-55 *	Ø30-55mm	0.05mm	±0.05mm
7135-1 5	Ø50-125mm	0.01mm	±0.05mm
7135- 5	Ø100-225mm	0.01mm	±0.05mm
7135-375	Ø200-375mm	0.01mm	±0.05mm
7135-5 5	Ø350-525mm	0.01mm	±0.05mm
7135-7 5	Ø500-725mm	0.01mm	±0.06mm
7135-9 5	Ø700-925mm	0.01mm	±0.06mm
7135-11 5	Ø900-1125mm	0.02mm	±0.06mm
7135-13 5	Ø1100-1325mm	0.02mm	±0.08mm
7135-15 5	Ø1300-1525mm	0.02mm	±0.08mm
7135-17 5	Ø1500-1725mm	0.02mm	±0.08mm
7135-19 5	Ø1700-1925mm	0.02mm	±0.08mm
7135- 1 5	Ø1900-2125mm	0.02mm	±0.08mm
7135- 3 5	Ø2100-2325mm	0.02mm	±0.10mm
7135- 5 5	Ø2300-2525mm	0.02mm	±0.10mm
7135- 750	Ø2500-2750mm	0.02mm	±0.10mm
7135-3000	Ø2750-3000mm	0.02mm	±0.10mm
7135-3 50	Ø3000-3250mm	0.02mm	±0.15mm
7135-3500	Ø3250-3500mm	0.02mm	±0.15mm

* The th ckness of code **7135-35** and **7135-55** s 0.10mm, wh le the th ckness of other codes s 0.25mm

Code	Diameter range	Graduation	Accuracy
7135-3750	Ø3500-3750mm	0.02mm	±0.15mm
7135-4000	Ø3750-4000mm	0.02mm	±0.20mm
7135-4 50	Ø4000-4250mm	0.02mm	±0.20mm
7135-4500	Ø4250-4500mm	0.02mm	±0.20mm
7135-4750	Ø4500-4750mm	0.02mm	±0.20mm
7135-5000	Ø4750-5000mm	0.02mm	±0.20mm
7135-5 50	Ø5000-5250mm	0.02mm	±0.005 LL **
7135-5500	Ø5250-5500mm	0.02mm	±0.005 LL **
7135-5750	Ø5500-5750mm	0.02mm	±0.005 LL **
7135-6000	Ø5750-6000mm	0.02mm	±0.005 LL **
7135-6 50	Ø6000-6250mm	0.02mm	±0.005 LL **
7135-6500	Ø6250-6500mm	0.02mm	±0.005 LL **
7135-6750	Ø6500-6750mm	0.02mm	±0.005 LL **
7135-7000	Ø6750-7000mm	0.02mm	±0.005 LL **
7135-7 50	Ø7000-7250mm	0.02mm	±0.005 LL **
7135-7500	Ø7250-7500mm	0.02mm	±0.005 LL **
7135-7750	Ø7500-7750mm	0.02mm	±0.005 LL **
7135-8000	Ø7750-8000mm	0.02mm	±0.005 LL **
7135-8 50	Ø8000-8250mm	0.02mm	±0.005 LL **

** L s the actual measured value (un t: mm)

https://precishop.hu

CAN BE CUSTOM-MADE

CIRCUMFERENCE TAPES

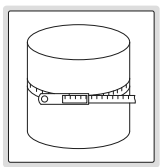

7136-1880

- Measure d ameter and c rcumference of p pes, trees, t res, etc.
- Made of sta nless steel

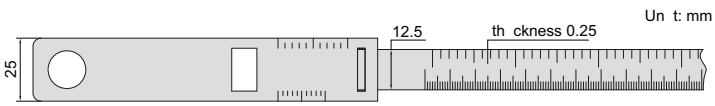

7

Code	Circumference range	Diameter range	Graduation	Accuracy	
				circumference	diameter
7136-940	160-940mm	Ø50-300mm	0.1mm	±0.30mm	±0.10mm
7136-1880	940-1880mm	Ø300-600mm	0.1mm	±0.30mm	±0.10mm
7136- 830	1880-2830mm	Ø600-900mm	0.1mm	±0.30mm	±0.10mm
7136-3770	2830-3770mm	Ø900-1200mm	0.1mm	±0.30mm	±0.10mm
7136-4710	3770-4710mm	Ø1200-1500mm	0.1mm	±0.30mm	±0.10mm
7136-5650	4710-5650mm	Ø1500-1800mm	0.1mm	±0.30mm	±0.10mm
7136-6600	5650-6600mm	Ø1800-2100mm	0.1mm	±0.30mm	±0.10mm
7136-7540	6600-7540mm	Ø2100-2400mm	0.1mm	±0.30mm	±0.10mm
7136-8480	7540-8480mm	Ø2400-2700mm	0.1mm	±0.30mm	±0.10mm
7136-9430	8480-9430mm	Ø2700-3000mm	0.1mm	±0.30mm	±0.10mm

CIRCUMFERENCE TAPES (ECONOMIC TYPE)

- Measure d ameter and c rcumference of soft mater als l ke p pes, trees, t res, etc.
- Graduat on: 0.1mm
- Laser engraved scale
- Made of sta nless steel

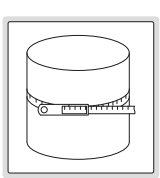

7114-950

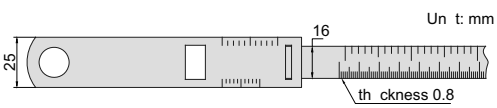

Code	Circumference range	Diameter range	Accuracy	
			circumference	diameter
7114-950	150-950mm	Ø50-300mm	±3mm	±1mm
7114- 00	940-2200mm	Ø300-700mm	±3mm	±1mm
7114-3460	2190-3460mm	Ø700-1100mm	±3mm	±1mm

https://precishop.hu

CIRCUMFERENCE TAPES

INSIZE PLUS
MADE IN EU OPE

CAN SUPPLY TAPE WIDTH
6MM, 35MM, 60MM

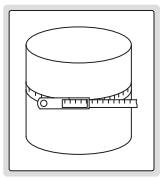

7115-3460

- Measure d ameter and c rcumference of p pes, trees, t res, etc.
- Graduat on: 0.1mm
- Laser engraved scale
- Made of sta nless steel

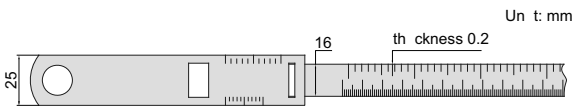

7

Code	Circumference range	Diameter range	Accuracy	
			circumference	diameter
7115-950	150-950mm	Ø50-300mm	±0.60mm	±0.20mm
7115- 00	940-2200mm	Ø300-700mm	±0.60mm	±0.20mm
7115-3460	2190-3460mm	Ø700-1100mm	±0.60mm	±0.20mm
7115-47 0	3450-4720mm	Ø1100-1500mm	±0.90mm	±0.30mm
7115-5980	4710-5980mm	Ø1500-1900mm	±0.90mm	±0.30mm
7115-7 30	5970-7230mm	Ø1900-2300mm	±1.05mm	±0.35mm
7115-8500	7220-8500mm	Ø2300-2700mm	±1.20mm	±0.40mm
7115-9760	8490-9760mm	Ø2700-3100mm	±1.35mm	±0.45mm
7115-11010	9730-11010mm	Ø3100-3500mm	±1.50mm	±0.50mm

*When d ameter range s Ø50-100mm, the accuracy of c rcumference s ±0.90mm, d ameter s ±0.30mm

CIRCUMFERENCE TAPES

INSIZE PLUS
MADE IN EU OPE

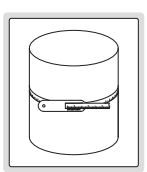

7116-115

- Measure d ameter of cables, th n plast c p pes, etc., wh ch may deform
- Laser engraved scale
- Made of sta nless steel

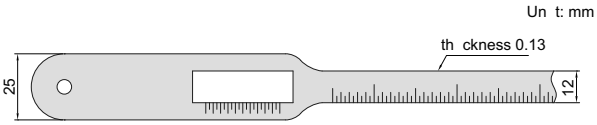

Code	Diameter range	Graduation	Accuracy
7116-115	Ø20-115mm	0.05mm	±0.10mm
7116- 30	Ø100-230mm	0.05mm	±0.10mm
7116-330	Ø200-330mm	0.05mm	±0.15mm
7116-6 0	Ø300-620mm	0.05mm	±0.20mm

https://precishop.hu

TAPER GAGES

REFER TO PAGE 420
FOR DETAILS

front back

front back

4833-

TAPER GAGE SET
4837-1

TAPER BORE GAGES

REFER TO PAGE 421
FOR DETAILS

485 -15

SMALL TAPER BORE GAGE

REFER TO PAGE 421
FOR DETAILS

4855-5

INSIDE SPRING CALIPERS

REFER TO PAGE 429
FOR DETAILS

7 61-150

https://precishop.hu

Large Diameter Gages
Page 207

Outside Diameter Variation Measuring Instruments
Page 208

Outside Diameter Measuring Instruments
Page 209

Digital Radius Gages
Page 210



Digital Radius Gages
Page 211-212

Digital Arc Radius Calipers
Page 212



Digital Radius Calipers
Page 213



Radius Gages
Page 213

https://precishop.hu

DATA OUTPUT

LARGE DIAMETER GAGE
CODE ISQ-RA600

INSIZE PLUS
MADE IN EU OPE

- To m asur larg xt rnal or int rnal diam t rs
- Automatic judgm nt and displa xt rnal or int rnal diam t r
- Backlight LCD displa , can rotat 180° for as r ading
- M mor of 12 r adings and av rag calculation
- With minimum and maximum m asur m nt mod
- Angl can b displa d

softwar flash disk
(includ d)

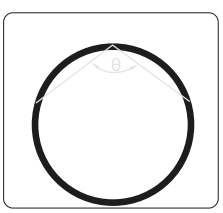
displa of angl


xt rnal diam t r m asur m nt


int rnal diam t r m asur m nt

softwar (includ d),
data output, sav and print

SPECIFICATION

Range	external	Ø500~6000mm/19.69~236.22"
	internal	Ø1100~6000mm/43.31~236.22"
Resolution		0.01mm/0.001"
Accuracy		±(0.01+D²/30)mm (D is th diam t r to b m asur d, in m t r)
Power supply		r charg abl batt r (for 8 hours working)
Weight		3.8kg

STANDARD DELIVERY

Main unit	1 pc
AC/DC adapter	1 pc
Software and USB cable	1 pc

Accuracy sample by diameters

Diameter	Accuracy
500mm	±0.018mm
1000mm	±0.043mm
1500mm	±0.085mm
2000mm	±0.143mm
2500mm	±0.218mm
3000mm	±0.310mm
4000mm	±0.543mm
5000mm	±0.843mm
6000mm	±1.210mm

https://precishop.hu

OUTSIDE DIAMETER VARIATION MEASURING INSTRUMENTS

CAN BE CUSTOM-MADE

application

digital/dial indicators is optional

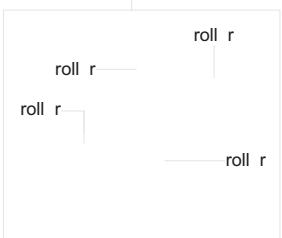

2715-350

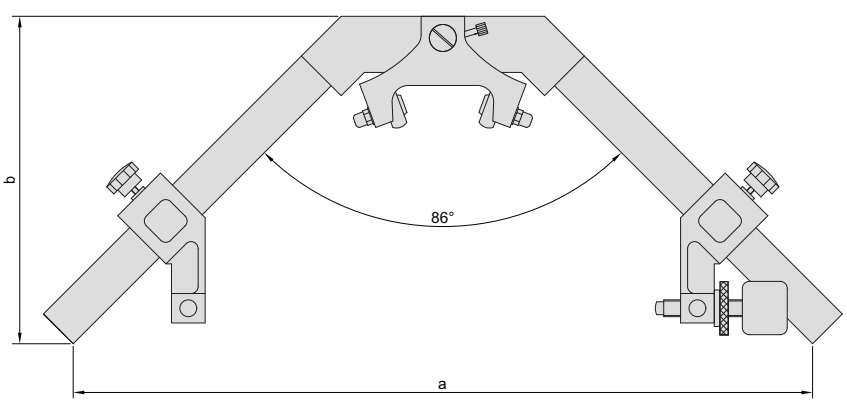

Unit: mm

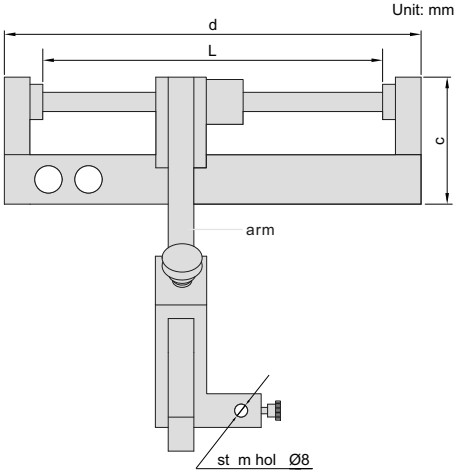

- M asur m nt of diam t r variation, conv xit , concavit , tap r and oth r param t rs
- Continuous m asur m nt in th axis dir ction
- Four roll rs ar includ d
- Optional acc ssor : 0.01mm or 0.001mm graduation digital/dial indicators

(mm)

Code	Range (diameter)	Accuracy	Repeatability	Arm moving range (L)	a	b	c	d	Weight
2715-350	100-350mm/4-14"	0.01mm	3μm	200mm	500	230	80	260	4kg
2715-500	200-500mm/8-20"	0.01mm	3μm	151mm	630	260	95	260	5kg
2715-700	300-700mm/12-28"	0.01mm	3μm	197mm	910	372	112	320	6.5kg
2715-1000	500-1000mm/20-40"	0.01mm	3μm	190mm	1170	460	120	320	8kg
2715-1600	800-1600mm/32-64"	0.02mm	6μm	202mm	1860	690	180	320	12.5kg
2715-2000	1400-2000mm/56-80"	0.02mm	6μm	232mm	2156	860	210	350	18.5kg

https://precishop.hu

digital/dial indicators is optional

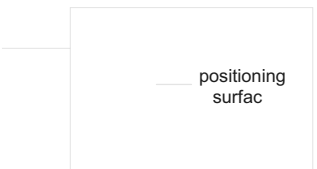

2716-500

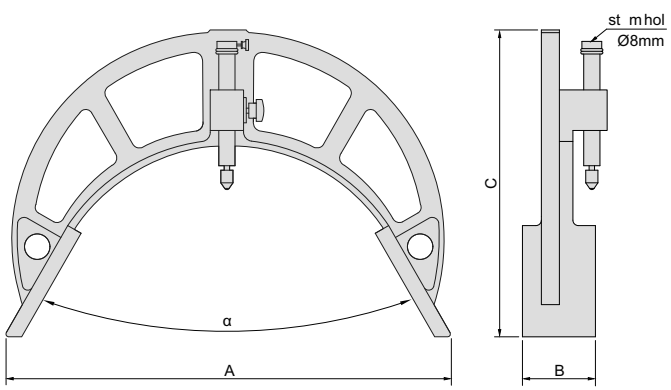

- N d standard workpi c s to s t z ro
- Th fram is mad of aluminum magn sium allo with light w ight and high str ngth
- Optional acc ssor : 0.01mm or 0.001mm digital/dial indicators

(mm)

Code	Range (diameter)	Repeatability	α	A	B	C	Weight
2716-60	18-60	0.01mm	60°	140	60	160	1kg
2716-120	60-120	0.01mm	60°	166	65	162	1.5kg
2716-200	120-200	0.01mm	60°	225	70	228	2kg
2716-300	200-300	0.01mm	60°	330	80	262	2.5kg
2716-400	300-400	0.01mm	60°	405	80	303	4kg
2716-500	400-500	0.01mm	60°	494	80	340	5kg
2716-600	500-600	0.01mm	60°	594	80	398	6kg
2716-700	600-700	0.01mm	60°	685	80	446	7.5kg
2716-800	700-800	0.01mm	60°	772	80	479	9kg
2716-900	800-900	0.01mm	60°	860	80	520	10kg
2716-1000	900-1000	0.01mm	60°	950	80	560	11.5kg
2716-1100	1000-1100	0.01mm	60°	1035	90	575	13kg
2716-1200	1000-1200	0.01mm	83.62°	960	100	460	12kg
2716-1300	1100-1300	0.01mm	83.62°	1000	100	485	13.5kg
2716-1400	1200-1400	0.01mm	83.62°	1100	100	512	15kg
2716-1600	1400-1600	0.01mm	83.62°	1260	100	540	17kg
2716-1800	1600-1800	0.01mm	83.62°	1460	100	570	19kg
2716-2000	1800-2000	0.01mm	83.62°	1645	100	605	21kg

https://precishop.hu

DIGITAL RADIUS GAGES

DATA OUTPUT

2188-55

2188-233

2188-143

2188-323

- M asur radius of xt rnal arc, arc angl of m asur d surfac should b larg r than 60°
- Displa radius valu , no n d to calculat
- Button function: on/off, z ro, data pr s t, inch/mm
- K p pr s t data in m mor aft r r start
- CR2032 batt r , automatic pow r off (tim is adjustabl)
- Data output
- Stainl ss st l bas
- Optional acc ssor : s tting standards, data output cabl (cod **7315-50Mneed receiver** pag 5, **7302-40M** pag 13)

application

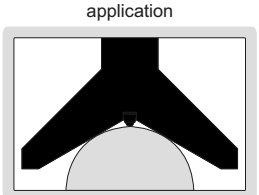

Unit: mm

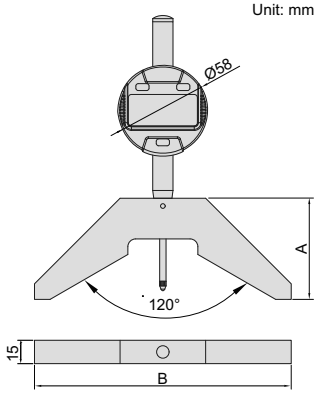

Code	Range (radius)	Resolution	Accuracy	A	B
2188-55	4-53mm/0.16-2.09"	0.01mm/0.0005"	±0.02mm	40mm	65mm
2188-143	48-143mm/1.89-5.63"	0.01mm/0.0005"	±0.03mm	65mm	165mm
2188-233	138-233mm/5.43-9.17"	0.01mm/0.0005"	±0.03mm	85mm	255mm
2188-323	228-323mm/8.98-12.72"	0.01mm/0.0005"	±0.04mm	95mm	345mm

s tting standard application



Setting standards

Code	Setting standards	Remark
4110-10D00	s tting standard for **2188-55**	includ d
2188-P143	s tting standard for **2188-143**	**optional**
2188-P233	s tting standard for **2188-233**	**optional**
2188-P323	s tting standard for **2188-323**	**optional**

2188-P143

https://precishop.hu

DIGITAL RADIUS GAGE (LOW ACCURACY)

DATA OUTPUT

Unit: mm

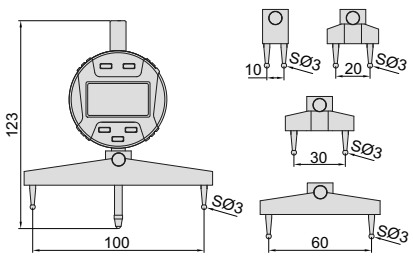

calibration standard application

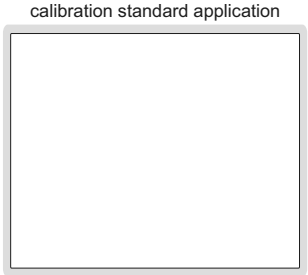

2183

- R solution: 0.01mm/0.001"
- Buttons: on/off, hold, mm/inch, set (select jaws), zero
- Measure radius of internal or external arcs
- Display can be rotated by 320°
- Supplied with 5 jaws for different sizes of arc
- Data output
- Battery CR2032
- Automatic power off (time is adjustable)
- Optional accessory: calibration standard (cod **2183-BLOCK**), data output cable (cod **7315-2183 need receiver, 7302-2183**)

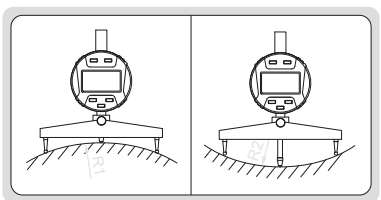

2183-BLOCK

Code	Range of external radius (R1)	Range of internal radius (R2)	Accuracy (mm)
2183	5-910mm/0.2-35.83"	7-910mm/0.3-35.83"	±0.01R*

*R is the radius to be measured. For example, radius is 100mm, the accuracy is ±0.01x100 F±1mm

Calibration standard (optional)

Code	Remark
2183-BLOCK	includes 5 standard blocks

8

DIGITAL RADIUS GAGE

DATA OUTPUT

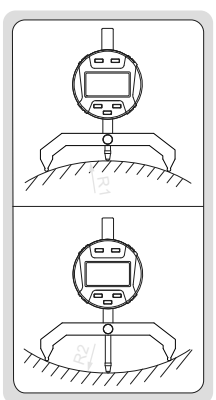

2511

Unit: mm

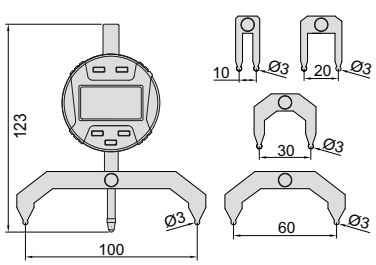

- R solution: 0.01mm/0.001"
- Buttons: on/off, hold, mm/inch, set (select jaws), zero
- Measure radius of internal or external arcs
- Cylindrical measuring jaws, self-positioning
- Display can be rotated by 320°
- Supplied with 5 jaws for different sizes of arc
- Data output
- Battery CR2032
- Automatic power off (time is adjustable)
- Optional accessory: calibration standard (cod **2183-BLOCK**), data output cable (cod **7315-2183 need receiver, 7302-2183**)

calibration standard application

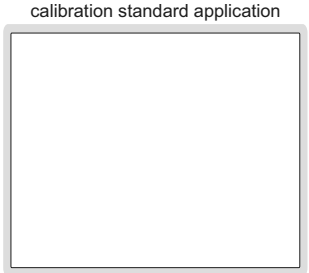

2183-BLOCK

Code	Range of external radius (R1)	Range of internal radius (R2)	Accuracy (mm)
2511	5-910mm/0.2-35.83"	7-910mm/0.3-35.83"	±0.005R*

*R is the radius to be measured. For example, radius is 100mm, the accuracy is ±0.005x100 F±0.5mm

Calibration standard (optional)

Code	Remark
2183-BLOCK	includes 5 standard blocks

https://precishop.hu

LARGE RANGE DIGITALRADIUS GAGE

DATA OUTPUT

Unit: mm

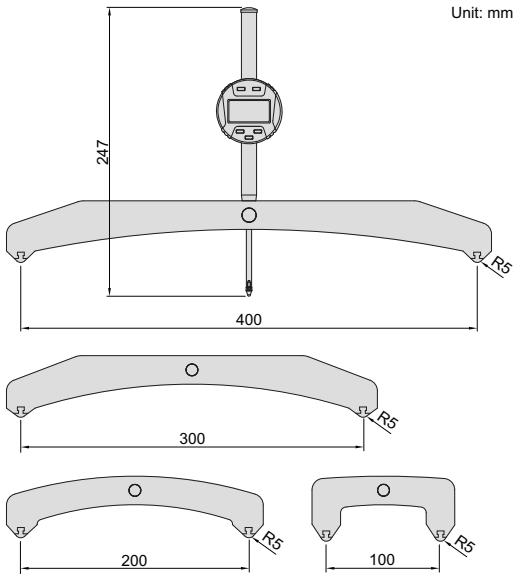

2197

- M asur radius of int rnal or xt rnal arcs
- R solution: 0.01mm/0.001"
- Buttons: on/off, hold, mm/inch, s (s l ct jaws), z ro
- Displa can b rotat d b 320°
- Suppli d with 4 jaws for diff r nt siz s of arc
- Batt r CR2032, automatic pow r off (tim is adjustabl)
- Data output
- Optional acc ssor : data output cabl (cod **7315-2183 need receiver**,**7302-2183**)

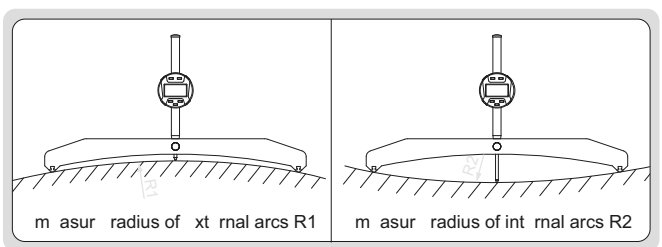

Code	Range of external radius (R1)	Range of internal radius (R2)	Accuracy (mm)
2197	100-15000mm/4-590"	100-15000mm/4-590"	±0.005R

*R is th radius to b m asur d. For xampl , radius is 100mm, th accurac is ±0.005x100 F±0.5mm

DIGITAL ARC RADIUS CALIPERS

DATA OUTPUT

- Non wat rproof
- M asur th radius of arc l ss than half round
- R solution: 0.01mm/0.0005"
- Buttons: on/off, z ro, mm/inch
- Automatic pow r off, mov th digital unit to turn on pow r
- Batt r CR2032
- Data output
- Mad of stainl ss st l

1189-200B

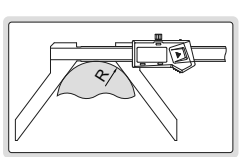

With data interface (data output cable code 7315-21 need receiver pag 4, **7302-21** pag 12, **optional)**

Code	Range (R)	Accuracy	L	c	d
1189-150B	5-150mm/0.2-6"	±0.05mm	263mm	16mm	65mm
1189-200B	5-200mm/0.2-8"	±0.07mm	313mm	16mm	85mm

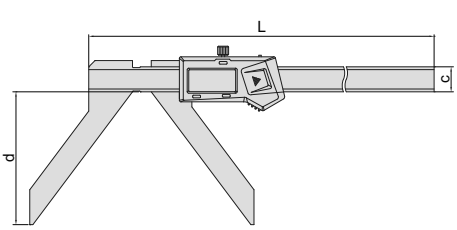

Built-in wireless (receiver code 7315-2/3/6/7/8/9 is required)

Code	Range (R)	Accuracy	L	c	d
1189-150BWL	5-150mm/0.2-6"	±0.05mm	263mm	16mm	65mm
1189-200BWL	5-200mm/0.2-8"	±0.07mm	313mm	16mm	85mm

https://precishop.hu

DATA OUTPUT

DIRECT READING, CALCULATION IS NOT REQUIRED

DIGITAL RADIUS CALIPERS

1501-25

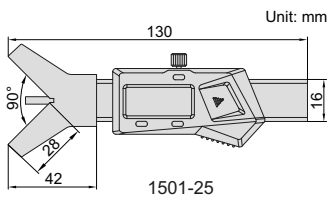

1501-10

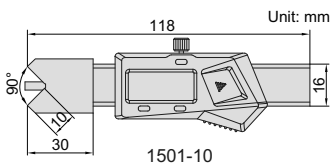

- Non wat rproof
- M asur radius of xt rnal arc, arc angl of m asur d surfac should b larg r than 90°
- R solution: 0.01mm/0.0005"
- Buttons: on/off, z ro, mm/inch
- Automatic pow r off, mov th digital unit to turn on pow r
- Batt r CR2032
- Data output
- Mad of stainl ss st l
- Suppli d with pin gag for z ro s tting
- Optional acc ssor : data output cabl (cod **7315-1529 need receiver,7302-1529**)

Code	Range (radius)	Accuracy
1501-25	2-25mm/0.079-1"	±0.05mm
1501-10	2-10mm/0.079-0.394"	±0.05mm

1501-10 can m asur small workpi c s or workpi c s with st ps

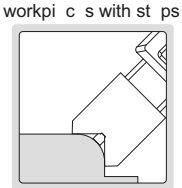

application

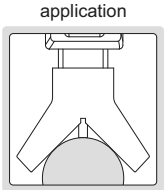

pin gag (includ d)



REFER TO PAGE 416 FOR DETAILS

RADIUS GAGES

4801-17

4802-31

RADIUS GAGE SET
4804-26

https://precishop.hu

Keyway Symmetry Gages
Page 215

Keyway Symmetry Digital Calipers
Page 215

Digital Keyway Depth Gages
Page 216

https://precishop.hu

KEYWAY SYMMETRY GAGE

application

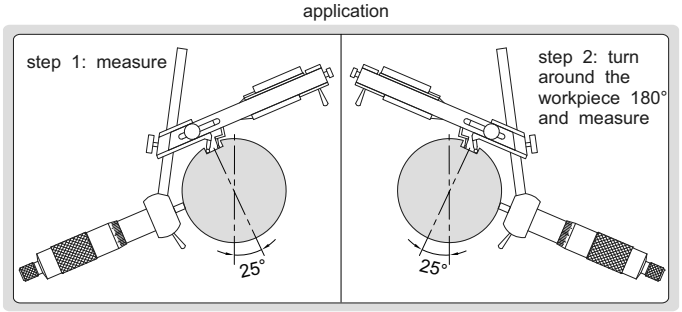

Unit: mm

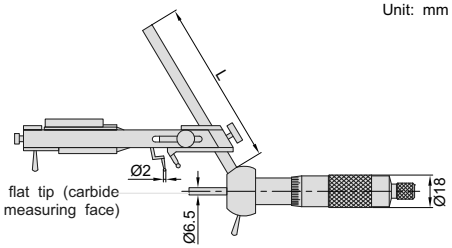

- Used to measure the symmetry of shaft keyways

4865-14

Code	Range		Graduation	Accuracy	L
	diameter of shaft	width of keyway			
4865-14	14-110mm	5-28mm	0.01mm	0.02mm	100mm

KEYWAY SYMMETRY DIGITAL CALIPERS

1531-60

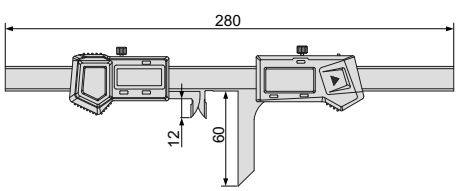

1531-200

Unit: mm

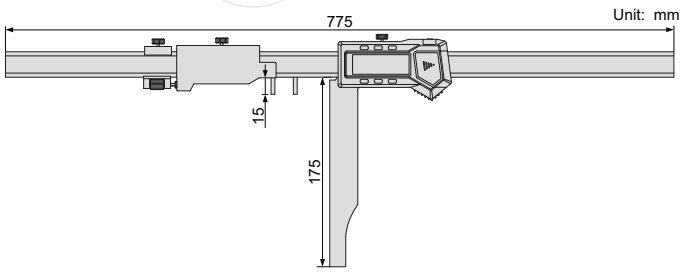

DATA OUTPUT

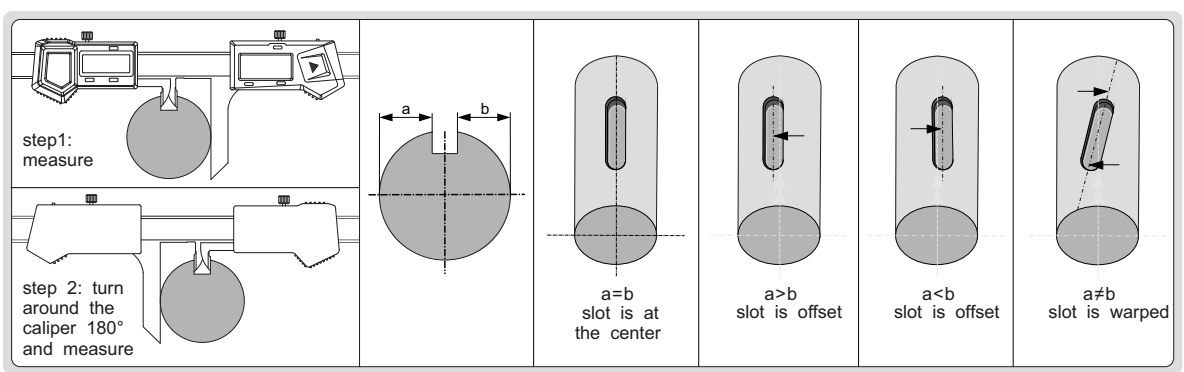

- Non waterproof
- Used to measure the symmetry of shaft keyways
- Resolution: 0.01mm/0.0005"
- Buttons: on/off, zero, mm/inch
- Automatic power off, move the digital unit to turn on power
- Battery CR2032
- Made of stainless steel
- Optional accessory: data output cable (code **7315-22 need receiver** page 4, **7302-22** page 12)

Code	Width of keyway	Diameter of shaft	Accuracy	Remark
1531-60	6-45mm	Ø10-120mm	±0.05mm	can measure keyway width
1531-200	3-250mm	Ø6-350mm	±0.05mm	cannot measure keyway width

https://precishop.hu

DIGITAL KEYWAY DEPTH GAGE

DATA OUTPUT

measure depth of keyway

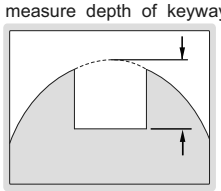

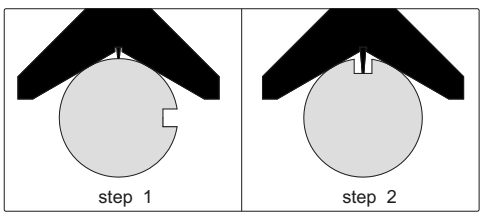

- Measure keyway depth of cylindrical workpieces with diameter Ø10-100mm
- Button function: on/off, zero, inch/metric conversion, absolute/incremental measurement, data preset, measuring direction change
- CR2032 battery, automatic power off (time is adjustable)
- Data output
- Stainless steel base
- Pointed tip
- Optional accessory: data output cable (code **7315-50M need receiver** page 5,**7302-40M** page 13)

2182-25

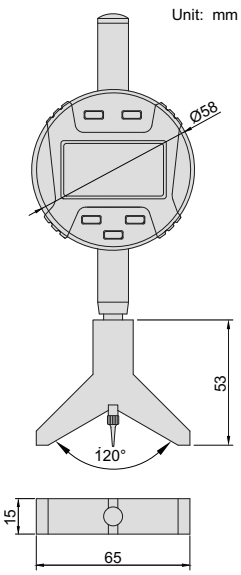

Code	Range	Resolution	Accuracy
2182-25	0-25.4mm/0-1"	0.01mm/0.0005"	±0.02mm

9

DIAL KEYWAY DEPTH GAGE

measure depth of keyway

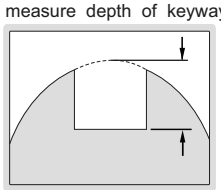

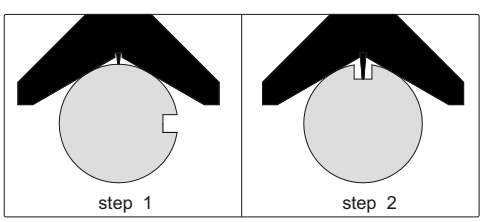

- Measure keyway depth of cylindrical workpieces with diameter Ø10-100mm
- Stainless steel base
- Pointed tip

2189-30

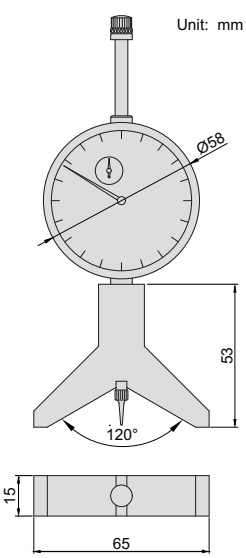

Code	Range	Graduation	Accuracy
2189-30	0-30mm	0.01mm	±0.03mm

https://precishop.hu

Digital Chamfer Gages
Page 218

Chamfer Gages
Page 219

Digital Chamfer Gages
Page 219



Chamfer Height Gages
Page 220

https://precishop.hu

CHAMFER GAGES

1267-6

- Measure 30º/45º/60º chamfer dimension
- Graduation: 0.02mm
- Made of stainless steel
- Satin chrome plated reading surface

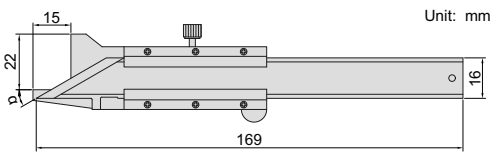

Unit: mm

for internal chamfer measurement, diameter should be larger than ØD

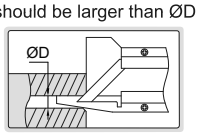

measure chamfer dimension

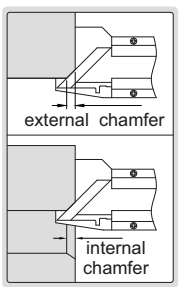

Code	Range	Accuracy	Chamfer (α)	ØD
1267-6	0-10mm	±0.06mm	45º	7mm
1267-63	0-10mm	±0.06mm	30º	8mm
1267-66	0-10mm	±0.06mm	60º	7mm

DIGITAL CHAMFER GAGES

DATA OUTPUT

10

1180-6

- Non waterproof
- Measure 15º/20º/30º/45º/60º chamfer dimension
- Resolution: 0.01mm/0.0005"
- Buttons: on/off, zero, mm/inch
- Automatic power off, move the digital unit to turn on power
- Battery CR2032
- Data output
- Made of stainless steel

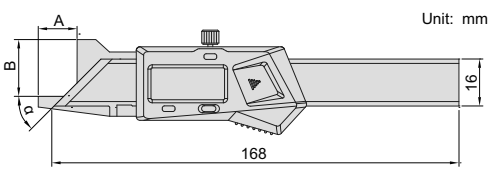

Unit: mm

for internal chamfer measurement, diameter should be larger than ØD

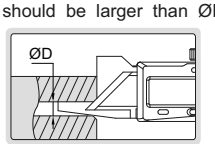

With data interface
(data output cable code 7315-21 need receiver page 4, **7302-21**page 12, **optional)**

Code	Range	Accuracy	Chamfer (α)	A	B	ØD
1180-6	0-10mm/0-0.39"	±0.06mm	45º	15mm	22mm	7mm
1180-61	0-10mm/0-0.39"	±0.06mm	15º	33mm	20mm	11mm
1180-62	0-10mm/0-0.39"	±0.06mm	20º	33mm	20mm	11mm
1180-63	0-10mm/0-0.39"	±0.06mm	30º	15mm	22mm	8mm
1180-66	0-10mm/0-0.39"	±0.06mm	60º	14mm	21mm	7mm

Built-in wireless (receiver code 7315-2 <3 <6 <7 <8 <9 is re =uired)

Code	Range	Accuracy	Chamfer (α)	A	B	ØD
1180-6WL	0-10mm/0-0.39"	±0.06mm	45º	15mm	22mm	7mm
1180-61WL	0-10mm/0-0.39"	±0.06mm	15º	33mm	20mm	11mm
1180-62WL	0-10mm/0-0.39"	±0.06mm	20º	33mm	20mm	11mm
1180-63WL	0-10mm/0-0.39"	±0.06mm	30º	15mm	22mm	8mm
1180-66WL	0-10mm/0-0.39"	±0.06mm	60º	14mm	21mm	7mm

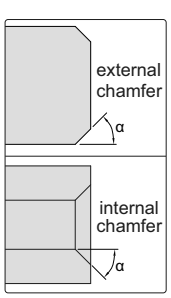

measure chamfer dimension

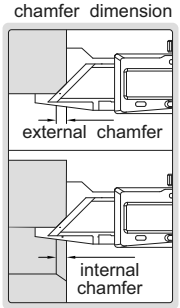

https://precishop.hu

CHAMFER GAGE

for internal chamfer measurement, diameter should be larger than ØD

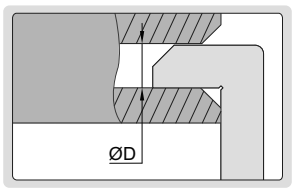

Unit: mm

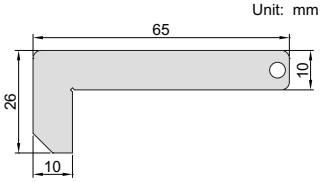

4844-1

- To measure internal and external chamfers
- Made of stainless steel

internal chamfer

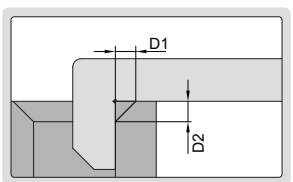

external chamfer

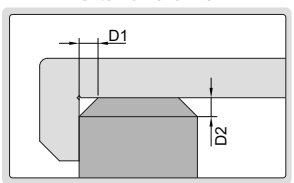

Code	Graduation	Accuracy	ØD
4844-1	0.5mm	±0.25mm	11mm

ATTENTION: CHAMFER OF HOLES CANNOT BE MEASURED

DATA OUTPUT

DIRECT READING, CALCULATION IS NOT REQUIRED

DIGITAL CHAMFER GAGES

10

Unit: mm

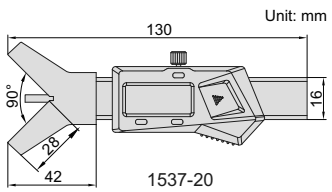

1537-20

1537-20

Unit: mm

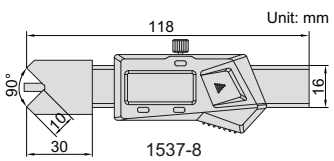

1537-8

1537-8

- Non waterproof
- Measure 45º chamfer length
- Resolution: 0.01mm/0.0005"
- Buttons: on/off, zero, mm/inch
- Automatic power off, move the digital unit to turn on power
- Battery CR2032
- Data output
- Made of stainless steel
- Supplied with pin gage for zero setting
- Optional accessory: data output cable (code **7315-1529 need receiver**, **7302-1529**)

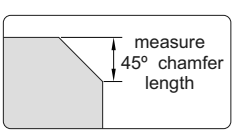

pin gage (included)

1537-8 can measure small workpieces or workpieces with steps

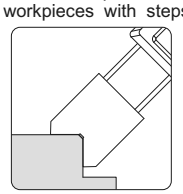

Code	Range	Accuracy
1537-20	0-20mm/0-0.787"	±0.05mm
1537-8	0-8mm/0-0.315"	±0.05mm

https://precishop.hu

CHAMFER HEIGHT GAGE

INSIZE PLUS
MADE IN EU OPE

principle of measurement

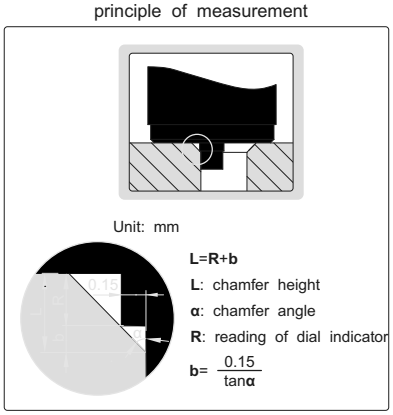

Unit: mm

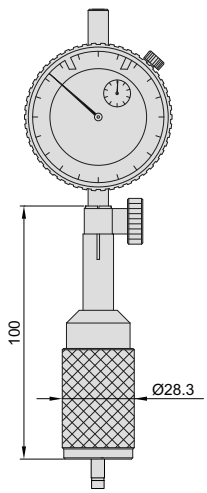

2943-1

setting gage (included)



- Measure outside or inside chamfer height
- Suitable for diameter of bores≥6mm, chamfer angle α≥30°
- Setting gage is included

Code	Range (L)	Graduation	Accuracy
2943-1	0.2-5mm	0.01mm	±0.02mm

DIGITAL CHAMFER HEIGHT GAGE

INSIZE PLUS
MADE IN EU OPE

Unit: mm

principle of measurement

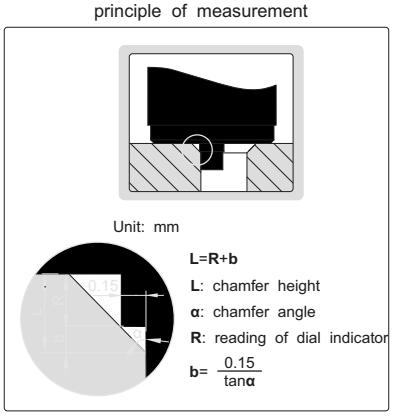

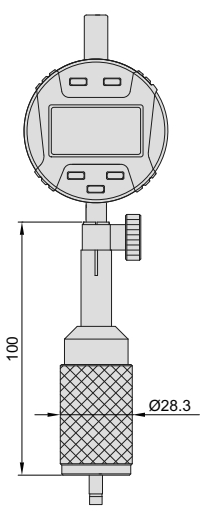

2944-1

setting gage (included)

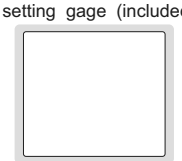

- Measure outside or inside chamfer height
- Suitable for diameter of bores≥6mm, chamfer angleα ≥30°
- Resolution: 0.01mm/0.0005"
- Setting gage is included
- Optional accessory: data output cable (code **7315-50M need receiver**page 5, **7302-40M** page 13)

Code	Range (L)	Accuracy
2944-1	0.2-5mm/0.008-0.197"	±0.02mm

https://precishop.hu

INDICATORS, LINEAR GAGES, DIAL INDICATOR STANDS

11

Dial Test Indicators
Page - 6

Styli For Dial Test Indicators
Page 6

Digital Indicators
Page 7- 39

Zeroing Foot Switches
Page 36

High Precision Digital Indicators
Page 40

Dial Comparators
Page 40

Dial Indicators
Page 41- 50

Points
Page 50- 5

Spindle Lift Knobs
Page 53

Shaft Sleeves
Page 53

Backs
Page 53- 54

Dial Indicator Testers
Page 55

Optical Grating Linear Gages And Display Units
Page 56- 59

Capacitance Type Linear Gages And Display Units
Page 60- 6

Dial Test Indicator Holders
Page 63- 64

Magnetic Stands
Page 65- 70

Dial Indicator Stands (non-magnetic)
Page 70- 71

Dial Indicator Stands
Page 7 - 78

https://precishop.hu

PRECISION DIAL TEST INDICATOR

INSIZE PLUS
MADE IN EU OPE

INSPECTION CERTIFICATE

ANTI MAGNETIC CARBIDE CONTACT POINT

- Meet DIN2270
- Ceramic bearing
- Anti magnetic carbide contact point
- Two measuring directions
- Supplied with one clamp: diameter Ø8mm
- Optional accessory: styli (page 226)

897-0

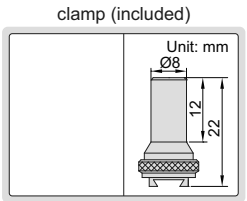

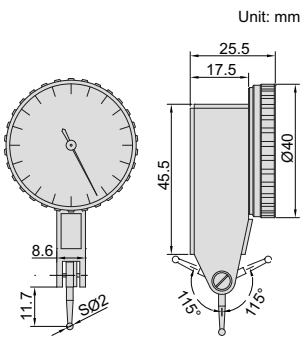

Code	Range	Graduation	Accuracy	Hysteresis	Dial reading
897-0 *	0.2mm	0.001mm	4μm	2μm	0-100-0

*Supplied with manufacturer inspection certificate

PRECISION DIAL TEST INDICATORS

INSIZE PLUS
MADE IN EU OPE

INSPECTION CERTIFICATE

- Meet DIN2270
- Ceramic bearing
- Two measuring directions
- Supplied with one clamp: diameter Ø8mm
- Optional accessory: styli (page 226)

880-0

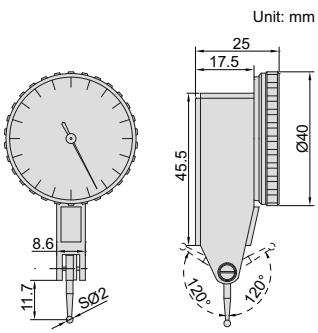

ruby contact point of **880-0 R**



clamp (included)

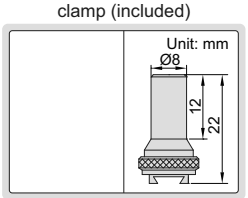

Code	Range	Graduation	Accuracy	Hysteresis	Dial reading	Remark
880-0 *	0.2mm	0.002mm	4μm	2μm	0-100-0	anti magnetic carbide contact point
880-0 R *	0.2mm	0.002mm	4μm	2μm	0-100-0	ruby contact point

*Supplied with manufacturer inspection certificate

DIAL TEST INDICATORS

JEWELED BEARING

INSPECTION CERTIFICATE

POPULAR MODEL

- Meet DIN2270 (e 2cept **380-0** , **381-0** , **381-0 1**)
- Jeweled bearing
- Carbide contact point
- Two measuring directions
- Anti magnetic body
- Supplied with two clamps: diameter Ø4mm and Ø8mm
- Optional accessory: styli (page 226)

clamp (included)

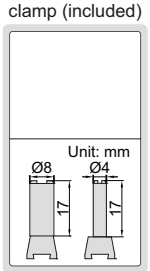

380-08

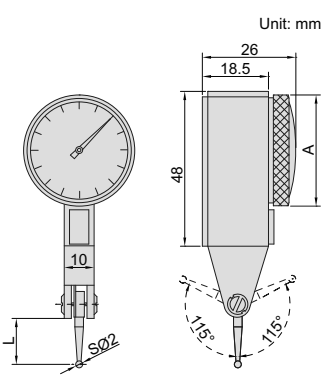

(mm)

Code	Range	Graduation	Accuracy	Hysteresis	Dial reading	A	L
380-08	0.8mm	0.01mm	13μm	3μm	0-40-0	Ø30	13.5
381-08 *	0.8mm	0.01mm	13μm	3μm	0-40-0	Ø37	13.5
380-0 *	0.2mm	0.002mm	6μm	2μm	0-100-0	Ø30	12.5
381-0 *	0.2mm	0.002mm	6μm	2μm	0-100-0	Ø37	12.5
381-0 1 *	0.2mm	0.001mm	6μm	2μm	0-100-0	Ø37	12.5

*Supplied with manufacturer inspection certificate

https://precishop.hu

INCH DIAL TEST INDICATORS

JEWELED BEARING

INSPECTION CERTIFICATE

- Jeweled bearing
- Carbide contact point
- Two measuring directions
- Anti magnetic body
- Supplied with two clamps: 5/32" DIA and 3/8" DIA

380-31

Code	Range	Graduation	Accuracy	Dial reading	A	L
380-31*	0.03"	0.001"	±0.001"	0-15-0	1.181" DIA	0.50"
380-35*	0.03"	0.0005"	±0.0005"	0-15-0	1.181" DIA	0.50"
380-301*	0.008"	0.0001"	±0.0001"	0-40-0	1.181" DIA	0.563"
381-31*	0.03"	0.001"	±0.001"	0-15-0	1.457" DIA	0.50"
381-35	0.03"	0.0005"	±0.0005"	0-15-0	1.457" DIA	0.50"
381-301*	0.008"	0.0001"	±0.0001"	0-40-0	1.457" DIA	0.563"

*Supplied with manufacturer inspection certificate

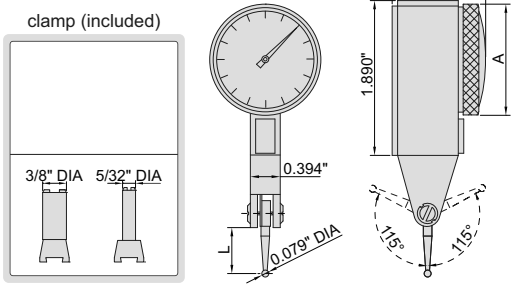

DIAL TEST INDICATOR

INSIZE PLUS MADE IN EU OPE

ANTI MAGNETIC CARBIDE CONTACT POINT

INSPECTION CERTIFICATE

- Meet DIN2270
- Ceramic bearing
- Anti magnetic carbide contact point
- Two measuring directions
- Supplied with one clamp: diameter Ø8mm
- Optional accessory: styli (page 226)

895-08

Code	Range	Graduation	Accuracy	Hysteresis	Dial reading
895-08	0.8mm	0.01mm	13μm	3μm	0-40-0

*Supplied with manufacturer inspection certificate

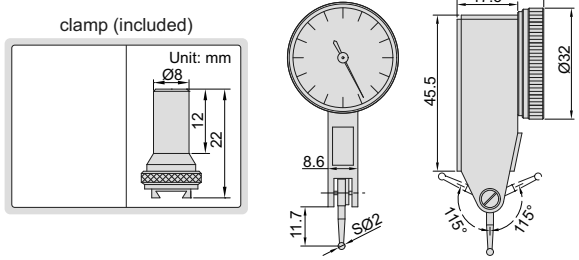

LONG STYLUS DIALTEST INDICATOR

INSIZE PLUS MADE IN EU OPE

ANTI MAGNETIC CARBIDE CONTACT POINT

INSPECTION CERTIFICATE

- Meet DIN2270
- Ceramic bearing
- Anti magnetic carbide contact point
- Two measuring directions
- Supplied with one clamp: diameter Ø8mm
- Optional accessory: styli (page 226)

896-05

Code	Range	Graduation	Accuracy	Hysteresis	Dial reading
896-05	0.5mm	0.01mm	13μm	3μm	0-25-0

*Supplied with manufacturer inspection certificate

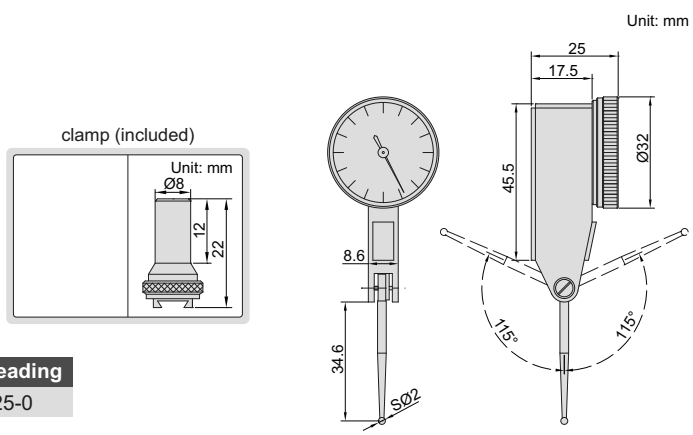

https://precishop.hu

LONG STYLUS DIALTEST INDICATOR

JEWELED BEARING

INSPECTION CERTIFICATE

- Meet DIN2270
- Jeweled bearing
- Carbide contact point
- Two measuring directions
- Anti magnetic body
- Supplied with two clamps: diameter Ø4mm and Ø8mm
- Optional accessory: styli (page 226)

383-08A

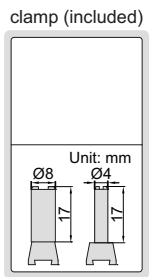

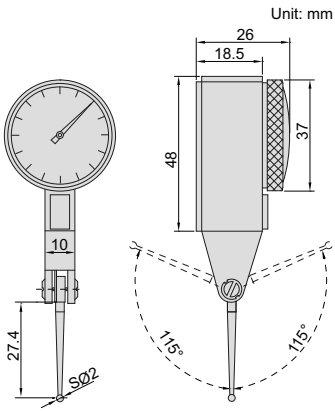

Code	Range	Graduation	Accuracy	Hysteresis	Dial reading
383-08A	0.8mm	0.01mm	13μm	3μm	0-40-0

*Supplied with manufacturer inspection certificate

VERTICAL TYPE LONG STYLUS DIALTEST INDICATOR

INSIZE PLUS
MADE IN EU OPE

ANTI MAGNETIC CARBIDE CONTACT POINT

INSPECTION CERTIFICATE

- Meet DIN2270
- Ceramic bearing
- Anti magnetic carbide contact point
- Two measuring directions
- Supplied with one clamp: diameter Ø8mm
- Optional accessory: styli (page 226)

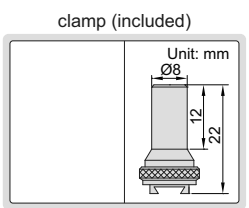

899-05

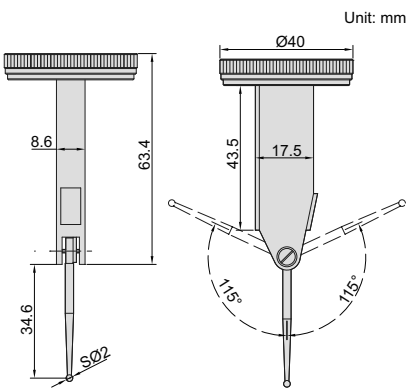

Code	Range	Graduation	Accuracy	Hysteresis	Dial reading
899-05	0.5mm	0.01mm	13μm	3μm	0-25-0

*Supplied with manufacturer inspection certificate

VERTICAL TYPE DIALTEST INDICATOR

JEWELED BEARING

INSPECTION CERTIFICATE

- Meet DIN2270
- Jeweled bearing
- Carbide contact point
- Two measuring directions
- Anti magnetic body
- Supplied with two clamps: diameter Ø4mm and Ø8mm
- Optional accessory: styli (page 226)

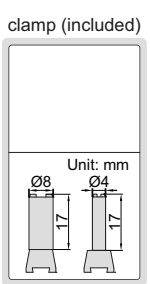

398-08

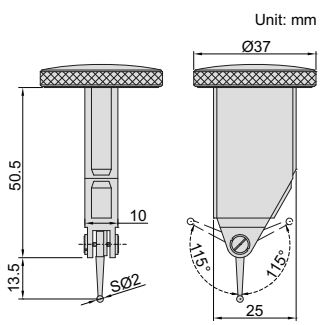

Code	Range	Graduation	Accuracy	Hysteresis	Dial reading
398-08	0.8mm	0.01mm	13μm	3μm	0-40-0

*Supplied with manufacturer inspection certificate

https://precishop.hu

ANTI MAGNETIC CARBIDE CONTACT POINT

INSPECTION CERTIFICATE

SIDE TYPE DIALTEST INDICATOR

INSIZE PLUS
MADE IN EU OPE

- Meet DIN2270
- Ceramic bearing
- Anti magnetic carbide contact point
- Two measuring directions
- Supplied with one clamp: diameter Ø8mm
- Optional accessory: styli (page 226)

898-08

clamp (included)

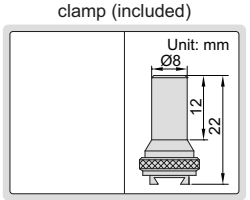

Unit: mm

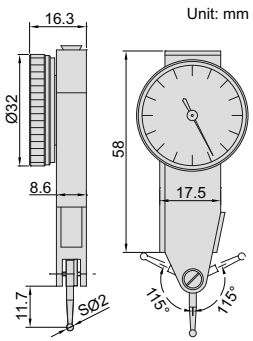

Code	Range	Graduation	Accuracy	Hysteresis	Dial reading
898-08	0.8mm	0.01mm	13μm	3μm	0-40-0

*Supplied with manufacturer inspection certificate

INSPECTION CERTIFICATE

JEWELED BEARING

TILTED FACE TYPE DIALTEST INDICATOR

- Meet DIN2270
- Jeweled bearing
- Carbide contact point
- Two measuring directions
- Anti magnetic body
- Supplied with two clamps: diameter Ø4mm and Ø8mm
- Optional accessory: styli (page 226)

399-08

clamp (included)

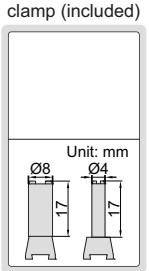

Unit: mm

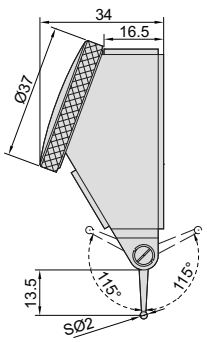

Code	Range	Graduation	Accuracy	Hysteresis	Dial reading
399-08	0.8mm	0.01mm	13μm	3μm	0-40-0

*Supplied with manufacturer inspection certificate

INSPECTION CERTIFICATE

JEWELED BEARING

LARGE RANGE DIALTEST INDICATOR

- Dial reading: 0-40-0
- Jeweled bearing
- Carbide contact point
- Two measuring directions
- Anti magnetic body
- Supplied with two clamps: diameter Ø4mm and Ø8mm
- Optional accessory: styli (page 226)

386-16A

clamp (included)

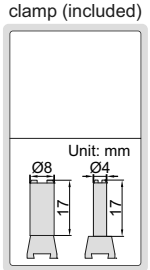

Unit: mm

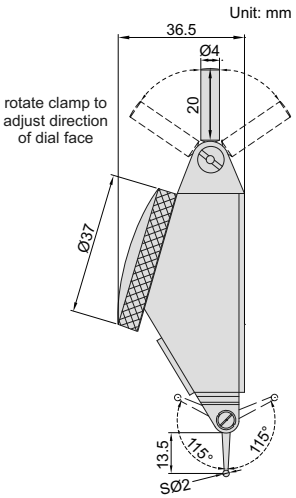

Code	Range	Graduation	Accuracy	Hysteresis
386-16A	1.6mm	0.01mm	25μm	8μm

*Supplied with manufacturer inspection certificate

https://precishop.hu

LARGE RANGE VERTICALTYPE DIALTEST INDICATOR

JEWELED BEARING

INSPECTION CERTIFICATE

- Dial Reading: 0-40-0
- Jeweled bearing
- Carbide contact point
- Two measuring directions
- Anti magnetic body
- Supplied with two clamps: diameter Ø4mm and Ø8mm
- Optional accessory: styli (page 226)

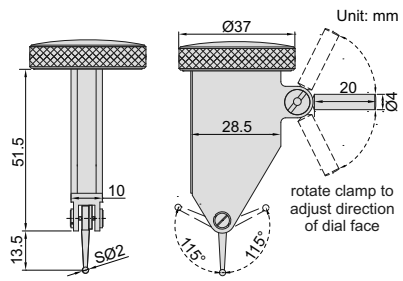

480-16

clamp (included)

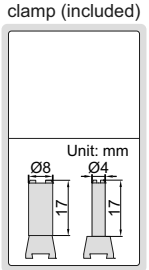

Code	Range	Graduation	Accuracy	Hysteresis
480-16*	1.6mm	0.01mm	18μm	3μm

*Supplied with manufacturer inspection certificate

CLAMPS FOR DIALTEST INDICATORS

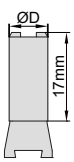

Code	ØD
6 98-1	Ø4mm
6 98-	Ø8mm

6 98-1 6 98-

STYLI FOR DIALTEST INDICATORS

Code	For dial test indicator	Material of contact point	L	D
6 84-1	2380-08 2398-08 2381-08 2399-08	steel	13.5mm	SØ1mm
6 84-31		ruby	13.5mm	SØ1mm
6 84-3		carbide	13.5mm	SØ2mm
6 84-4		ruby	13.5mm	SØ2mm
6 84-8		carbide	13.5mm	SØ3mm
6 84- 1	2380-02 2381-02 2381-021	steel	12.5mm	SØ1mm
6 84-		carbide	12.5mm	SØ2mm
6 84- 4		ruby	12.5mm	SØ2mm
6 84- 3		carbide	12.5mm	SØ3mm
6 84-61	2386-16A 2480-16	steel	13.5mm	SØ1mm
6 84-6		carbide	13.5mm	SØ2mm
6 84-63		ruby	13.5mm	SØ2mm
6 84-64		carbide	13.5mm	SØ3mm
6 84-81	2383-08A	steel	27.4mm	SØ1mm
6 84-8		carbide	27.4mm	SØ2mm
6 84-83		ruby	27.4mm	SØ2mm
6 84-84		carbide	27.4mm	SØ3mm

6 84-3

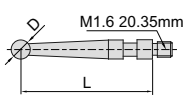

https://precishop.hu

DATA OUTPUT

INSPECTION CERTIFICATE

DIGITAL INDICATORS (STANDARD TYPE)

POPULAR MODEL

2112-1 &

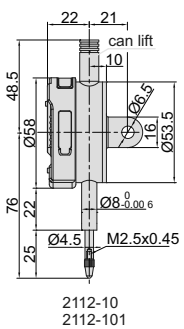

2112-10
2112-101

2112-251

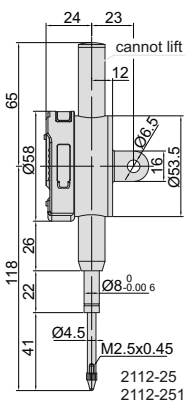

2112-25
2112-251

2112-25P

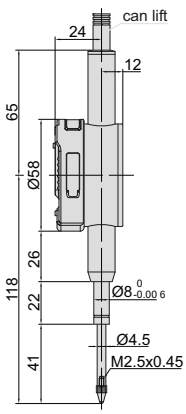

2112-25P
2112-251P

2112-5 &**1**

Unit: mm

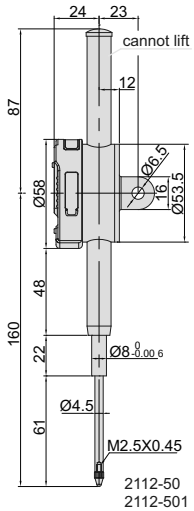

2112-50
2112-501

- Button function: on/off, inch/mm, zero, data preset, change measuring direction, absolute/incremental measurement
- Switchable high/low frequency measurement mode, high frequency mode is suitable for high speed moving of spindle and has large power consumption, low power consumption in low frequency mode
- Keep preset data in memory after restart
- CR2032 battery, automatic power off 1time is adjustable)
- Data output
- Optional accessory: data output cable 1code **7315-5** &**M need receiver**page 5, **73** &**2-4** &Mpage 13, **73** &**5-4** &Mpage 6), backs 1page 253~254), contact points 1page 250~252)

Resolution &. & &**1mm/** &. & & & &**5"**

Code	Range	Accuracy	Hysteresis	Maximum measuring force	Remark
2112-1 &**1F**	12.7mm/0.5"	5μm	2μm	1.5N	flat back
2112-251F*	25.4mm/1"	5μm	3μm	2.2N	flat back
2112-5 &**1F**	50.8mm/2"	6μm	3μm	2.5N	flat back
2112-1 &**1***	12.7mm/0.5"	5μm	2μm	1.5N	lug back
2112-251*	25.4mm/1"	5μm	3μm	2.2N	lug back
2112-5 &**1***	50.8mm/2"	6μm	3μm	2.5N	lug back
2112-251P	25.4mm/1"	5μm	3μm	2.2N	flat back, with lift cap
2112-5 &**1P***	50.8mm/2"	6μm	3μm	2.5N	flat back, with lift cap

Resolution &. &**1mm/** &. & & &**5"**

Code	Range	Accuracy	Hysteresis	Maximum measuring force	Remark
2112-1 &**F**	12.7mm/0.5"	20μm	10μm	1.5N	flat back
2112-25F*	25.4mm/1"	20μm	10μm	2.2N	flat back
2112-5 &**F**	50.8mm/2"	30μm	10μm	2.5N	flat back
2112-1 &*	12.7mm/0.5"	20μm	10μm	1.5N	lug back
2112-25*	25.4mm/1"	20μm	10μm	2.2N	lug back
2112-5 &*	50.8mm/2"	30μm	10μm	2.5N	lug back
2112-25P*	25.4mm/1"	20μm	10μm	2.2N	flat back, with lift cap
2112-5 &**P***	50.8mm/2"	30μm	10μm	2.5N	flat back, with lift cap

*Supplied with manufacturer inspection certificate

2112-251P/5 &**1P/25P/5** &**P**



spindle lift knob is included



11

https://precishop.hu

METRIC DIGITAL INDICATORS

DATA OUTPUT

INSPECTION CERTIFICATE

211 5-**1** &

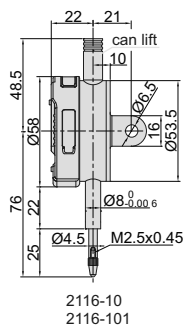

2116-10
2116-101

211 5-**251**

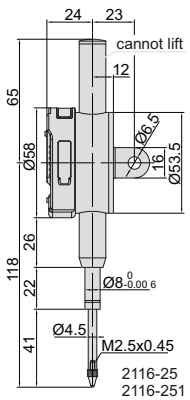

2116-25
2116-251

211 5-**251P**

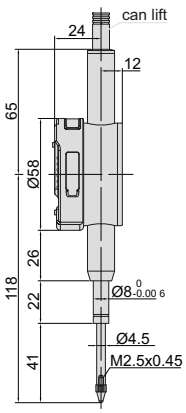

2116-25P
2116-251P

211 5-**5** &**1**

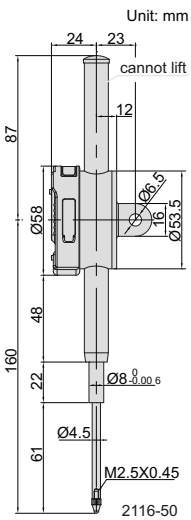

2116-50
2116-501

- Button function: on/off, zero, data preset, change measuring direction, absolute/incremental measurement
- Switchable high/low frequency measurement mode, high frequency mode is suitable for high speed moving of spindle and has large power consumption, low power consumption in low frequency mode
- Keep preset data in memory after restart
- CR2032 battery, automatic power off 1time is adjustable)
- Data output
- Optional accessory: data output cable 1code **7315-5** &**M need receiver**page 5, **73** &**2-4** &Mage 13, **73** &**5-4** &Mage 6), backs 1page 253~254), contact points 1page 250~252)

Resolution &. & &**1mm**

Code	Range	Accuracy	Hysteresis	Maximum measuring force	Remark
211 5-**1** &1F*	12.7mm	5μm	2μm	1.5N	flat back
211 5-**251F**	25.4mm	5μm	3μm	2.2N	flat back
211 5-**5** &1F*	50.8mm	6μm	3μm	2.5N	flat back
211 5-**1** &T	12.7mm	5μm	2μm	1.5N	lug back
211 5-**251**	25.4mm	5μm	3μm	2.2N	lug back
211 5-**5** &T	50.8mm	6μm	3μm	2.5N	lug back
211 5-**251P**	25.4mm	5μm	3μm	2.2N	flat back, with lift cap
211 5-**5** &1P*	50.8mm	6μm	3μm	2.5N	flat back, with lift cap

Resolution &. &**1mm**

Code	Range	Accuracy	Hysteresis	Maximum measuring force	Remark
211 5-**1** &F*	12.7mm	20μm	10μm	1.5N	flat back
211 5-**25F**	25.4mm	20μm	10μm	2.2N	flat back
211 5-**5** &F*	50.8mm	30μm	10μm	2.5N	flat back
211 5-**1** &	12.7mm	20μm	10μm	1.5N	lug back
211 5-**25**	25.4mm	20μm	10μm	2.2N	lug back
211 5-**5** &	50.8mm	30μm	10μm	2.5N	lug back
211 5-**25P**	25.4mm	20μm	10μm	2.2N	flat back, with lift cap
211 5-**5** &P*	50.8mm	30μm	10μm	2.5N	flat back, with lift cap

*Supplied with manufacturer inspection certificate

211 5-**251P/5** &**1P/25P/5** &**P**

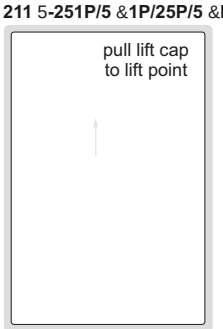

spindle lift knob is included

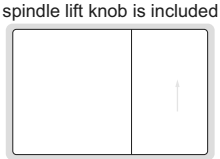

https://precishop.hu

INSPECTION CERTIFICATE

DATA OUTPUT

DIGITAL INDICATORS (ADVANCED TYPE)

21 &**3-1** & **21** &**4-25** **21** &**4-25P** **21** &**3-5** &

analog pointer

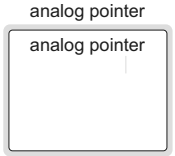

spindle lift knob is included



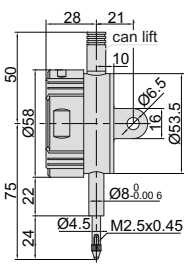

2103-10
2104-10

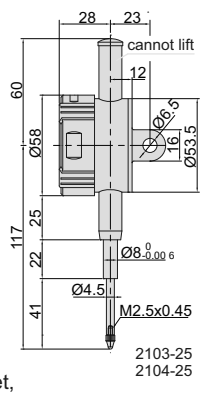

2103-25
2104-25

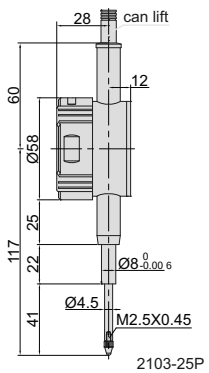

2103-25P
2104-25P

Unit: mm

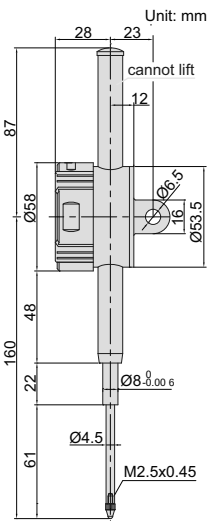

2103-50
2104-50

- Reading in digital and analog
- Display can be rotated by 320º
- Button function: tolerance Go and No-Go display, data preset, measuring direction change, max./min./TIR measurement, inch/metric conversion, absolute/incremental measurement
- Keep preset data and tolerance data in memory after restart
- CR2032 battery, automatic power off 1time is adjustable,)data output
- Optional accessory: data output cable 1code**7315-5** &**M need receiver** page 5, **73** &**2-4** &**M** page 13,**73** &**5-4** &**M** page 6), backs 1page 253~254), contact points 1page 250~252)

max./min./TIR

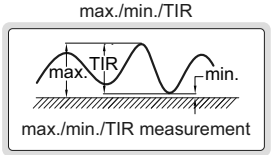

max./min./TIR measurement

Resolution &. & &**1mm/** &. & & & &**5"**

Code	Range	Accuracy	Hysteresis	Maximum measuring force	Remark
21 &**3-1** &*	12.7mm/0.5"	5μm	2μm	1.5N	flat back
21 &**3-25F***	25.4mm/1"	5μm	3μm	2.2N	flat back
21 &**3-5** &*	50.8mm/2"	6μm	3μm	2.5N	flat back
21 &**3-1** &	12.7mm/0.5"	5μm	2μm	1.5N	lug back
21 &**3-25**	25.4mm/1"	5μm	3μm	2.2N	lug back
21 &**3-5** &	50.8mm/2"	6μm	3μm	2.5N	lug back
21 &**3-25P**	25.4mm/1"	5μm	3μm	2.2N	flat back, with lift cap
21 &**3-5** &**P**	50.8mm/2"	6μm	3μm	2.5N	flat back, with lift cap

alarm when over tolerance

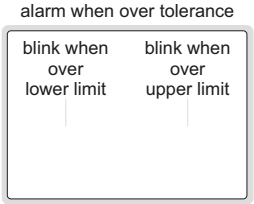

Resolution &. &**1mm/** &. & & &**5"**

Code	Range	Accuracy	Hysteresis	Maximum measuring force	Remark
21 &**4-1** &*	12.7mm/0.5"	20μm	10μm	1.5N	flat back
21 &**4-25F***	25.4mm/1"	20μm	10μm	2.2N	flat back
21 &**4-5** &*	50.8mm/2"	30μm	10μm	2.5N	flat back
21 &**4-1** &	12.7mm/0.5"	20μm	10μm	1.5N	lug back
21 &**4-25**	25.4mm/1"	20μm	10μm	2.2N	lug back
21 &**4-5** &	50.8mm/2"	30μm	10μm	2.5N	lug back
21 &**4-25F***	25.4mm/1"	20μm	10μm	2.2N	flat back, with lift cap
21 &**4-5** &**P***	50.8mm/2"	30μm	10μm	2.5N	flat back, with lift cap

*Supplied with manufacturer inspection certificate



display can be rotated by 320º

21 &**3-25P/5** &**P**
21 &**4-25P/5** &**P**



11

https://precishop.hu

DIGITAL INDICATORS (WITH TRANSMISSION BUTTON AND SIGNAL LIGHT)

INSPECTION CERTIFICATE

DATA OUTPUT

press the button to transmit data
data transmission signal light

press the button to transmit data
data transmission signal light

press the button to transmit data
data transmission signal light

press the button to transmit data
data transmission signal light

2138-1 &

spindle lift knob is included



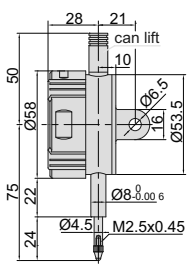

2138-10
213 6-10

2139-25

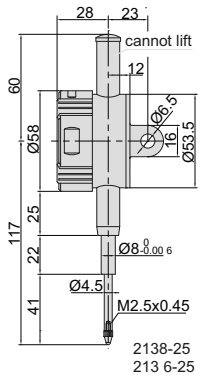

2138-25
213 6-25

2139-25P

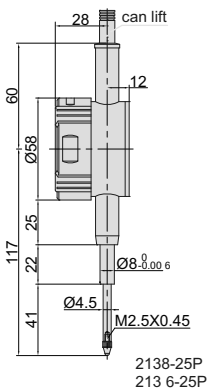

2138-25P
213 6-25P

2138-5 &

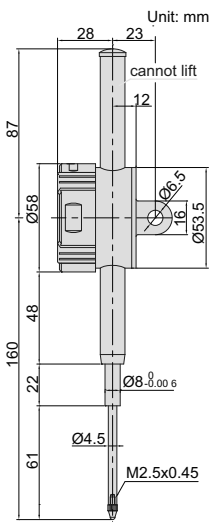

2138-50
213 6-50

- Reading in digital and analog
- Display can be rotated by 320°
- Button function: on/off, zero, tolerance Go and No-Go display, data preset, measuring direction change, max./min./TIR measurement, inch/metric conversion, absolute/incremental measurement, data output
- Keep preset data and tolerance data in memory after restart
- CR2032 battery, automatic power off 1time is adjustable)
- Data output
- Optional accessory: data output cable 1lat back: code **7315-51** **need receiver** page 5, **73** &**2-4** &Mage 13, **73** &**5-4** &Mage 6 lug back: code **7315-5** &M**need receiver** page 5, **73** &**2-4** &Mage 13, **73** &**5-4** &Mage 6), backs 1page 253~254), contact points 1page 250~252)

max./min./TIR

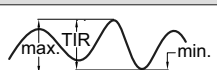

max./min./TIR measurement

analog pointer

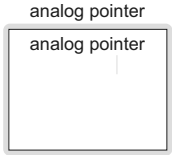

alarm when over tolerance



Resolution &. & &**1mm/** &. & & & &**5"**

Code	Range	Accuracy	Hysteresis	Maximum measuring force	Remark
2138-1 &F	12.7mm/0.5"	5μm	2μm	1.5N	flat back
2138-25F	25.4mm/1"	5μm	3μm	2.2N	flat back
2138-5 &F	50.8mm/2"	6μm	3μm	2.5N	flat back
2138-1 &	12.7mm/0.5"	5μm	2μm	1.5N	lug back
2138-25	25.4mm/1"	5μm	3μm	2.2N	lug back
2138-5 &	50.8mm/2"	6μm	3μm	2.5N	lug back
2138-25P	25.4mm/1"	5μm	3μm	2.2N	flat back, with lift cap
2138-5 &P	50.8mm/2"	6μm	3μm	2.5N	flat back, with lift cap

VIDEO

Resolution &. &**1mm/** &. & & & &**5"**

Code	Range	Accuracy	Hysteresis	Maximum measuring force	Remark
2139-1 &F	12.7mm/0.5"	20μm	10μm	1.5N	flat back
2139-25F	25.4mm/1"	20μm	10μm	2.2N	flat back
2139-5 &F	50.8mm/2"	30μm	10μm	2.5N	flat back
2139-1 &	12.7mm/0.5"	20μm	10μm	1.5N	lug back
2139-25	25.4mm/1"	20μm	10μm	2.2N	lug back
2139-5 &	50.8mm/2"	30μm	10μm	2.5N	lug back
2139-25P	25.4mm/1"	20μm	10μm	2.2N	flat back, with lift cap
2139-5 &P	50.8mm/2"	30μm	10μm	2.5N	flat back, with lift cap

Supplied with manufacturer inspection certificate

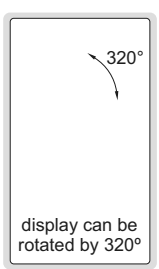

2138-25P/5 &P
2129-25P/5 &P



https://precishop.hu

WATERPROOF DATA OUTPUT

WATERPROOF DIGITAL INDICATORS

INSPECTION CERTIFICATE

alarm when over tolerance

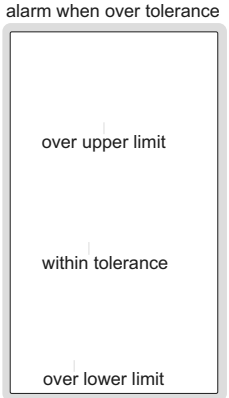

spindle lift knob is included 1except **2115-1** &**1/1** &**1F, 2115-1** &**/1** &**F**

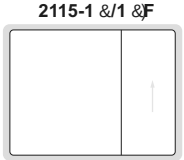

max./min./TIR

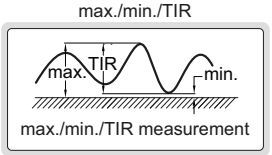

2115-1 &

2115-25

2115-5 &

- Dust/waterproof
- Button function: on/off, zero, mm/inch, data preset, tolerance, change measuring direction, max./min./TIR measurement, absolute/incremental measurement
- Keep preset data and tolerance data in memory after restart
- CR2032 battery, automatic power off
- Data output
- Optional accessory: data output cable 1code **7315-5** &**Mneed receiver** page 5, **73** &**2-4** &**M**age 13, **73** &**5-4** &**M**age 6), backs 1page 253~254), contact points 1page 250~252)

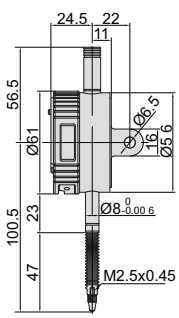

2115-10
2115-101

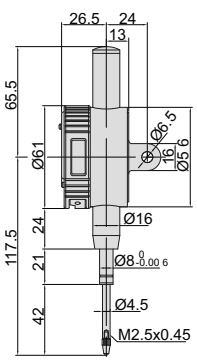

2115-25
2115-251

Unit: mm

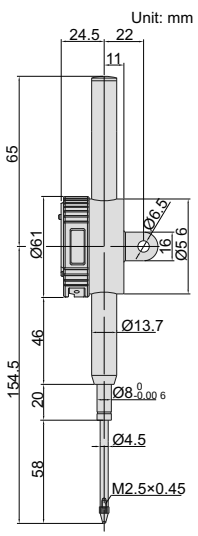

2115-50
2115-501

Resolution &. & &**1mm/** &. & & & &**5"**

Code	Range	Dust/waterproof	Accuracy	Hysteresis	Remark
2115-1 &**1**	12.7mm/0.5"	IP65	5μm	2μm	lug back
2115-251*	25.4mm/1"	IP54	5μm	3μm	lug back
2115-5 &**1**	50.8mm/2"	IP54	6μm	3μm	lug back
2115-1 &**1F***	12.7mm/0.5"	IP65	5μm	2μm	flat back
2115-251F*	25.4mm/1"	IP54	5μm	3μm	flat back
2115-5 &**1F***	50.8mm/2"	IP54	6μm	3μm	flat back

Resolution &. &**1mm/** &. & & &**5"**

Code	Range	Dust/waterproof	Accuracy	Hysteresis	Remark
2115-1 &	12.7mm/0.5"	IP65	20μm	10μm	lug back
2115-25*	25.4mm/1"	IP54	20μm	10μm	lug back
2115-5 &	50.8mm/2"	IP54	30μm	10μm	lug back
2115-1 &**F***	12.7mm/0.5"	IP65	20μm	10μm	flat back
2115-25F*	25.4mm/1"	IP54	20μm	10μm	flat back
2115-5 &**F***	50.8mm/2"	IP54	30μm	10μm	flat back

*Supplied with manufacturer inspection certificate

https://precishop.hu

ADJUSTABLE COEFFICIENT DIGITAL INDICATORS

DATA OUTPUT

INSPECTION CERTIFICATE

VIDEO

2501-10 **2501-25** **2501-25P** **2501-50**

Unit: mm

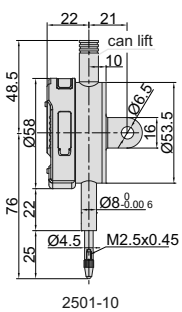

2501-10

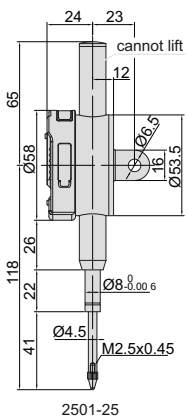

2501-25

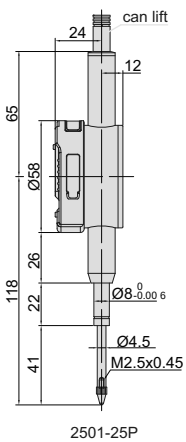

2501-25P

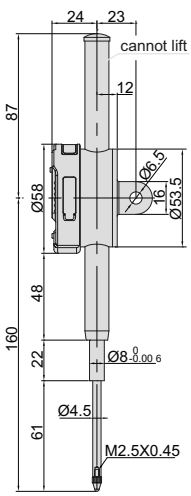

2501-50

- DISPLAY READING = COEFFICIENT X SPINDLE MOVEMENT.
  The coefficient can be adjusted from 0 to 6. 6 6 6 6.
  For example, coefficient is 4.5562, spindle moves 3.60mm,
  display reading is 4.5562 x 3.60=16.40mm
- Button function: on/off, zero, data preset, inch/mm,
  coefficient set, measuring direction change
- Switchable high/low frequency measurement mode, high frequency
  mode is suitable for high speed moving of spindle and has large power
  consumption, low power consumption in low frequency mode
- Keep preset data in memory after restart
- CR2032 battery, automatic power off 1time is adjustable)
- Data output
- Optional accessory: data output cable 1code **7315-5** &**M need receiver**
  page 5, **73** &**2-4** &**M**page 13, **73** &**5-4** &**M**page 6),
  backs 1page 253~254), contact points 1page 250~252)

spindle lift knob is included

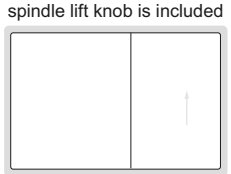

25 &**1-25P/5** &**P**



Resolution &. &**1mm/** &. & & &**5"**

Code	Range	Accuracy	Hysteresis	Maximum measuring force	Remark
25 &**1-1** &	12.7mm/0.5"	20μm	10μm	1.5N	lug back
25 &**1-25**	25.4mm/1"	20μm	10μm	2.2N	lug back
25 &**1-5** &	50.8mm/2"	30μm	10μm	2.5N	lug back
25 &**1-1** &**F**	12.7mm/0.5"	20μm	10μm	1.5N	flat back
25 &**1-25F**	25.4mm/1"	20μm	10μm	2.2N	flat back
25 &**1-5** &**F**	50.8mm/2"	30μm	10μm	2.5N	flat back
25 &**1-25P**	25.4mm/1"	20μm	10μm	2.2N	flat back, with lift cap
25 &**1-5** &**P**	50.8mm/2"	30μm	10μm	2.5N	flat back, with lift cap

*Supplied with manufacturer inspection certificate

https://precishop.hu

INSPECTION CERTIFICATE

THE ORIGINAL DATA REMAINS AFTER POWER OFF

DIGITAL INDICATORS FOR BORE GAGES (WITH TRANSMISSION BUTTON AND SIGNAL LIGHT)

DATA OUTPUT

VIDEO

press the button to transmit data

data transmission signal light

Unit: mm

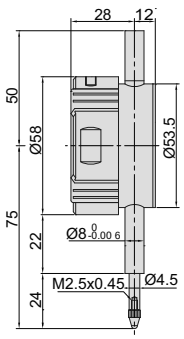

- Specially designed for bore gages
- The minimum value tracking function can find the diameter automatically
- Read the diameter directly, after imputing the size of setting ring
- Reading in digital and analog
- Display can be rotated by 320°
- Button function: on/off, minimum value tracking, calibration, data preset, inch/metric conversion
- Data remains after power off, no need to recalibrate after power on
- CR2032 battery, automatic power off 1time is adjustable)
- Data output
- Optional accessory: data output cable 1code **7315-51need receiver** page 5, **73** &**2-4** &Mpage 13, **73** &**5-4** &Mpage 6), backs 1page 253~254), contact points 1page 250~252), spindle lift knob 1code**7332**)

21 &**8-1** &**F**

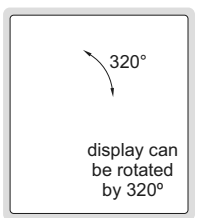

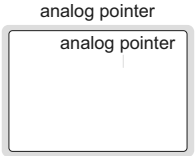

Code	Range	Resolution	Accuracy	Hysteresis	Remark
21 &**8-1** &**F**	12.7mm/0.5"	0.002mm/0.0001" 1can switch to: 0.01mm/0.0005")	20μm	10μm	flat back
21 &**8-1** &**1F**	12.7mm/0.5"	0.001mm/0.00005"	5μm	2μm	flat back

*Supplied with manufacturer inspection certificate

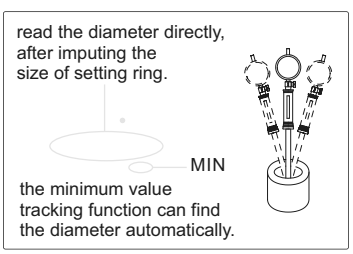

11

IP5 WATERPROOF

DATA OUTPUT

INSPECTION CERTIFICATE

THE ORIGINAL DATA REMAINS AFTER POWER OFF

WATERPROOF DIGITAL INDICATORS FOR BORE GAGES

Unit: mm

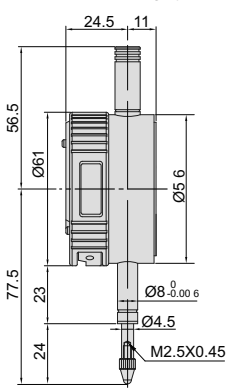

- Specially designed for bore gages
- The minimum value tracking function can find the diameter automatically
- Read the diameter directly, after imputing the size of setting ring
- Button function: on/off, minimum value tracking, calibration, data preset, inch/metric conversion
- Data remains after power off, no need to recalibrate after power on
- CR2032 battery, automatic power off 1time is adjustable)
- Data output
- Optional accessory: data output cable 1code**7315-5** &M **need receiver** page 5, **73** &**2-4** &Mpage 13, **73** &**5-4** &Mpage 6), backs 1page 253~254), contact points 1page 250~252), spindle lift knob 1code**7332**)

2137-1 &**F**

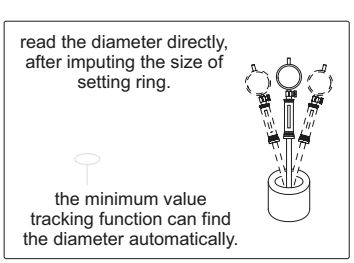

Code	Range	Resolution	Accuracy	Hysteresis	Remark
2137-1 &**F**	12.7mm/0.5"	0.002mm/0.0001" 1can switch to: 0.01mm/0.0005")	20μm	10μm	flat back
2137-1 &**1F**	12.7mm/0.5"	0.001mm/0.00005"	5μm	2μm	flat back

*Supplied with manufacturer inspection certificate

https://precishop.hu

DIGITAL INDICATORS WITH LIFTING LEVER

DATA OUTPUT

INSPECTION CERTIFICATE

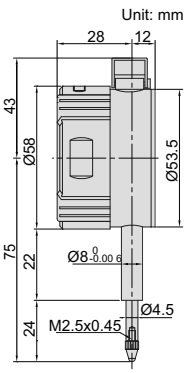

- Reading in digital and analog
- Display can be rotated by 320°
- Button function: tolerance Go and No-Go display, data preset, measuring direction change, max./min./TIR measurement, inch/metric conversion, absolute/incremental measurement
- Keep preset data and tolerance data in memory after restart
- CR2032 battery, automatic power off 1time is adjustable)
- Data output
- Optional accessory: data output cable 1code **7315-5** &**Meed receiver** page 5, **73** &**2-4** &Mage 13, **73** &**5-4** &**M** page 6), backs 1page 253~254), contact points 1page 250~252)

21 &**9-1** &

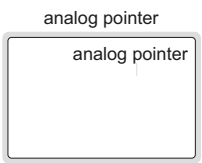

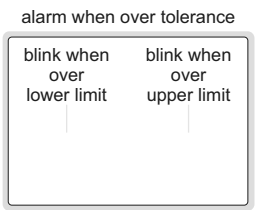

Code	Range	Resolution	Accuracy	Hysteresis	Remark
21 &**9-1** &	10mm/0.4"	0.01mm/0.0005"	20μm	10μm	flat back
21 &**9-1** &**1**	10mm/0.4"	0.001mm/0.00005"	5μm	2μm	flat back

*Supplied with manufacturer inspection certificate

11

COMPACT DIGITAL INDICATORS

DATA OUTPUT

INSPECTION CERTIFICATE

- Button function:
  in/mm: short press for inch/metric conversion
  long press to change measuring direction
  ABS: short press for absolute/incremental measurement
  long press to preset data
  0/ON: short press to turn on when power is off
  short press to set zero when power is on
  long press to turn off
- Keep preset data in memory after restart
- CR1632 battery, automatic power off
- Data output
- Optional accessory: data output cable 1code **7315-5** &**Meed receiver** page 5, **73** &**2-4** &Mage 13, **73** &**5-4** &Mage 6), contact points 1page 250~252)

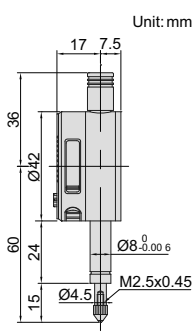

2114-51F

Code	Range	Resolution	Accuracy	Hysteresis	Remark
2114-5F *	5mm/0.2"	0.01mm/0.0005"	20μm	10μm	flat back
2114-51F *	5mm/0.2"	0.001mm/0.00005"	5μm	2μm	flat back

*Supplied with manufacturer inspection certificate

https://precishop.hu

INSPECTION CERTIFICATE

DATA OUTPUT

BACK PLUNGER TYPE DIGITAL INDICATORS

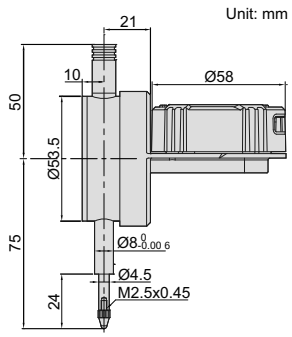

2118-1 &

- Display can rotate 320º, and display direction is changeable
- Reading in digital and analog
- Button function: tolerance Go and No-Go display, data preset, measuring direction change, max./min./TIR measurement, inch/metric conversion, absolute/incremental measurement
- Keep preset data and tolerance data in memory after restart
- CR2032 battery, automatic power off 1time is adjustable)
- Data output
- Optional accessory: data output cable 1code **7315-5** &**Meed receiver** page 5, **73** &**2-4** &Mage 13, **73** &**5-4** &Mage 6), backs 1page 253~254), contact points 1page 250~252)

spindle lift knob is included

max./min./TIR

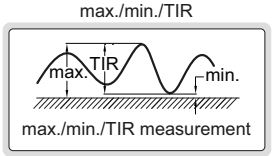

analog pointer

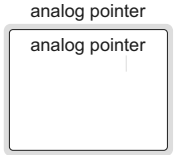

alarm when over tolerance



display direction is changeable

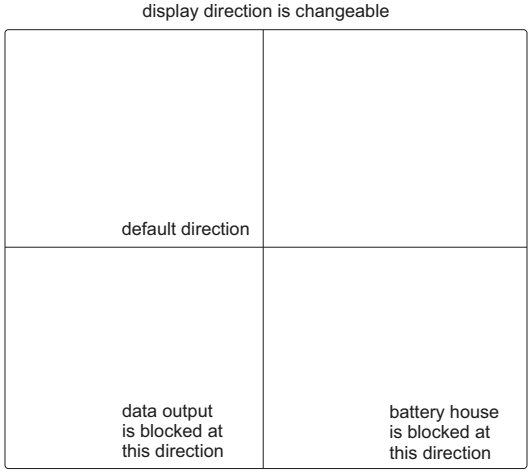

remark: to change above direction, 4 fixing screws on the back of display need to be removed first.

display can rotate 320º



Code	Range	Resolution	Accuracy	Hysteresis	Remark
2118-1 &	12.7mm/0.5"	0.01mm/0.0005"	20μm	10μm	flat back
2118-1 &1*	12.7mm/0.5"	0.001mm/0.00005"	5μm	2μm	flat back

*Supplied with manufacturer inspection certificate

https://precishop.hu

LARGE STROKE DIGITAL INDICATORS

DATA OUTPUT

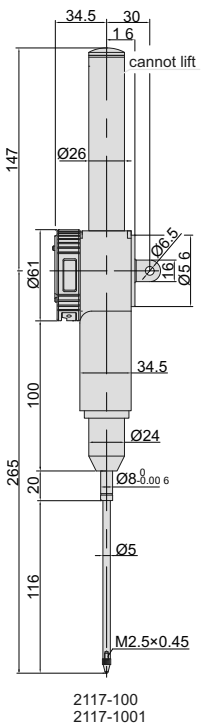

2117-100
2117-1001

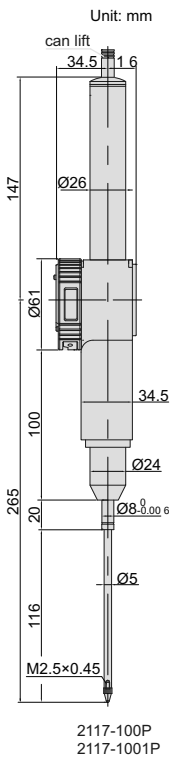

2117-100P
2117-1001P

- Button function: on/off, zero, mm/inch, data preset, tolerance, change measuring direction, max./min./TIR measurement, absolute/incremental measurement
- Keep preset data and tolerance data in memory after restart
- CR2032 battery, automatic power off
- Maximum measuring force: 3.2N
- Data output
- Optional accessory: data output cable 1code **7315-5** &**Meed receiver** page 5, **73** &**2-4** &Mage 13, **73** &**5-4** &Mage 6), backs 1page 253~254), contact points 1page 250~252)

max./min./TIR

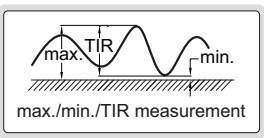

max./min./TIR measurement

spindle lift knob is included

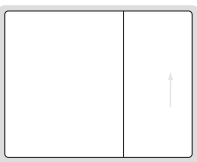

2117-1 & &

2117-1 & &**P**

Resolution &. &**1mm/** &. & & &**5"**

Code	Range	Accuracy	Hysteresis	Remark
2117-1 & &	100mm/4"	30μm	10μm	lug back
2117-1 & &**P**	100mm/4"	30μm	10μm	flat back, with lift cap

Resolution &. & &**1mm/** &. & & & &**5"**

Code	Range	Accuracy	Hysteresis	Remark
2117-1 & &**1**	100mm/4"	6μm	3μm	lug back
2117-1 & &**1P**	100mm/4"	6μm	3μm	flat back, with lift cap

alarm when over tolerance

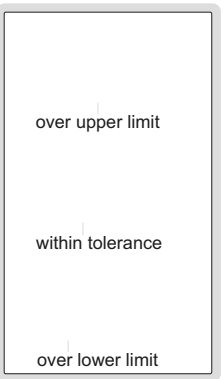

2117-1 & &**P/1** & &**1P**

ZEROING FOOT SWITCH

application

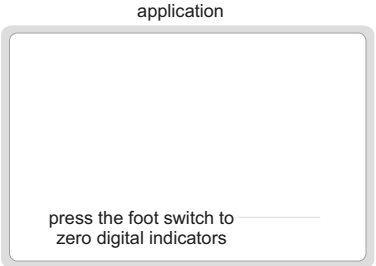

- For zeroing of digital indicators

73 5 &**-1M**

Code	Description	Interface of digital indicators	Applicable products
73 5 &**-1M**	zeroing foot switch with cable 1length 2.5m)		for digital indicators

https://precishop.hu

INDUCTIVE DIGITAL COMPARATOR (HIGH ACCURACY)

ATTENTION: RECHARGEABLE BATTERY, FOR 12 HOURS CONTINUOUS WORKING

IP5 WATERPROOF

DATA OUTPUT

Unit: mm

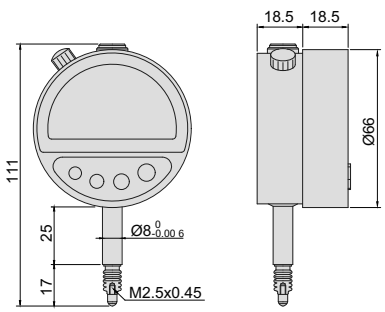

2149-2

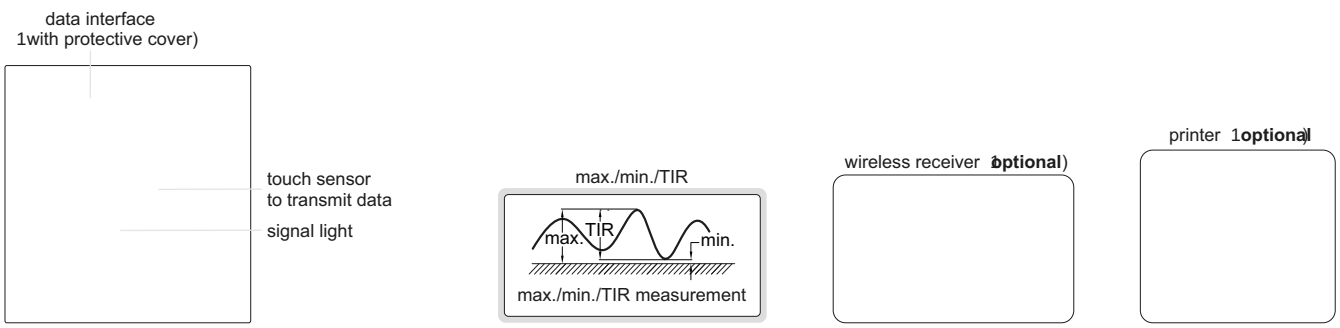

- Built-in wireless transmission
- IP54 dust/waterproof
- Reading in digital and analog
- Display can be rotated by 320º
- Can store 10 set parameters, and the parameter can be searched and recalled
- 6 6 6 groups value can be stored
- Touch sensor: use the sensor to transmit data, avoiding press the button to cause deformation of the dial indicator stand and affect the zero position
- Button function: on/off, zero, data hold, measuring direction change, inch/metric conversion, data preset, absolute/incremental measurement, max./min./TIR measurement, tolerance Go and No-Go display, data output, analog pointer resolution and range change, print data
- Power: rechargeable battery, for 12 hours continuous working
- Ruby probe
- Data output
- Optional accessory:
  wireless receiver 1code**2149-RE**, transmission distance is 2 meters),
  printer 1code**ISF-DF-PRINTER**)

Code	Range	Resolution	Accuracy	Hysteresis	Repeatability	Measuring force
2149-2	2mm/0.08"	0.1μm/0.000005"	0.5μm	0.2μm	0.3μm	0.8-1N

https://precishop.hu

WIRELESS HIGH PRECISION DIGITAL INDICATORS

INSPECTION CERTIFICATE

ABSOLUTE ENCODER, THE ORIGINAL DATA REMAINS AFTER POWER OFF

ATTENTION: RECHARGEABLE BATTERY, FOR 24 HOURS CONTINUOUS WORKING

CONTINUOUS DATA COLLECTION CAN BE CUSTOMIZED (PRESS "DATA" BUTTON TO START CONTINUOUS COLLECTION, PRESS AGAIN TO STOP; COLLECTION FREQUENCY CAN BE CUSTOMIZED, THE FASTEST DATA COLLECTION IS 10PCS PER SECOND)

LINEAR BALL BEARINGS FOR TEN MILLION TIMES USE

alarm when over tolerance

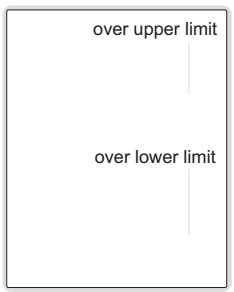

analog pointer

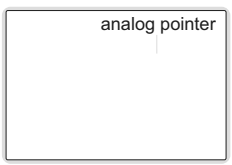

transmit data

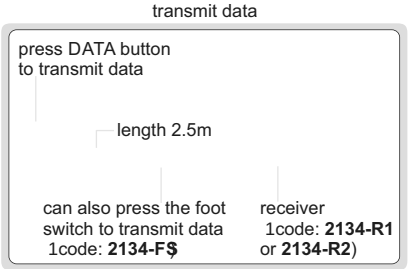

- Built-in wireless transmission, Migbee singal
- Linear ball bearings for ten million times use
- Absolute encoder, the original data remains after power off
- Reading in digital and analog
- Button function: data output, tolerance, data preset, data hold, measuring direction change, max./min./TIR, power off time, on/off, mm/inch, adjust resolution
- Power: rechargeable battery, for 24 hours continuous working
- Optional accessory: contact points 1page 250~252) foot switch, code: **2134-FS**
  wireless receiver, code: **2134-R1** 1keyboard format)
  2134-R2 1serial port format)

2134-1 &

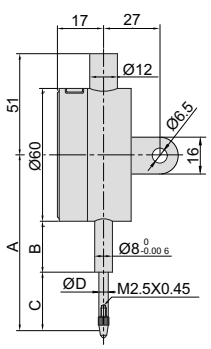

2134-10L
2134-101L

2134-25

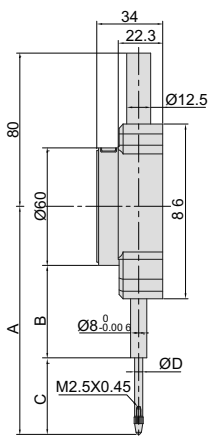

2134-25
2134-251

2134-5 &

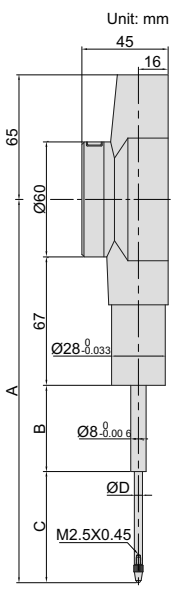

2134-50

spindle lift knob is included

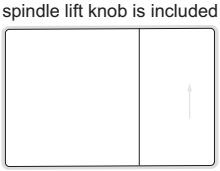

max./min./TIR

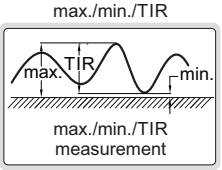

max./min./TIR measurement

Standard precision

Carbide probe

Adjustable resolution: 0.0005mm/0.00002"
0.001mm/0.00005"
0.01mm/0.0005"

Code	Range	Accuracy	Hysteresis	A	B	C	DD	Remark
2134-1 &	12.7mm/0.5"	3μm	1.5μm	75.4mm	20.6mm	24.8mm	5mm	flat back
2134-1 &L	12.7mm/0.5"	3μm	1.5μm	75.4mm	20.6mm	24.8mm	5mm	lug back
2134-25	25.4mm/1"	3μm	1.5μm	10 6.5mm	38.5mm	41mm	5mm	flat back
2134-5 &	50.8mm/2"	3μm	1.5μm	201mm	32mm	72mm	4.5mm	flat back

High precision

Ruby probe

Adjustable resolution: 0.0002mm/0.00001"
0.001mm/0.00005"
0.01mm/0.0005"

(mm)

Code	Range	Accuracy	Hysteresis	A	B	C	DD	Remark
2134-1 &*	12.7mm/0.5"	1.5μm	1μm	77.4	26	21.4	4	flat back
2134-1 &L*	12.7mm/0.5"	1.5μm	1μm	77.4	26	21.4	4	lug back
2134-251	25.4mm/1"	1.8μm	1μm	116.1	42.5	44	4	flat back

*Supplied with manufacturer inspection certificate

https://precishop.hu

HIGH PRECISION DIGITAL INDICATORS

LINEAR BALL BEARINGS FOR TEN MILLION TIMES USE

ABSOLUTE ENCODER, THE ORIGINAL DATA REMAINS AFTER POWER OFF

DATA OUTPUT

ATTENTION: RECHARGEABLE BATTERY, FOR 24 HOURS CONTINUOUS WORKING

INSPECTION CERTIFICATE

alarm when over tolerance

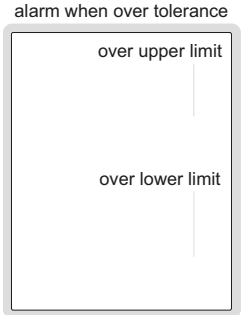

analog pointer

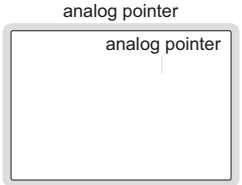

- Linear ball bearings for ten million times use
- Absolute encoder, the original data remains after power off
- Reading in digital and analog
- Data output
- Button function: data output, tolerance, data preset, data hold, measuring direction change, max./min./TIR, power off time, on/off, mm/inch, adjust resolution
- Power: rechargeable battery, for 24 hours continuous working
- Optional accessory: contact points 1page 250~252) wireless transmitter, code **7315-** 5 &**need receiver** page 5 data output cable 1keyboard format), code**73** &**2-** 5 &page 13 data output cable 1serial port format), code**73** &**5-G** 5 & page 11 1cable length 3m, optional cable length maximum 15m; RS232 protocol, optional RS485 protocol)

2133-1 &

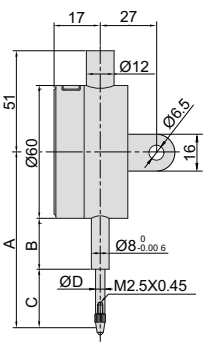

2133-10L
2133-101L

2133-25

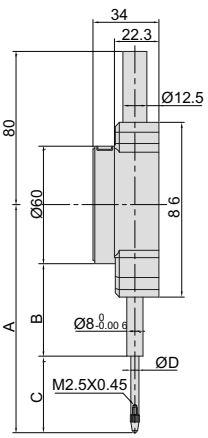

2133-25
2133-251

2133-5 &

Unit: mm

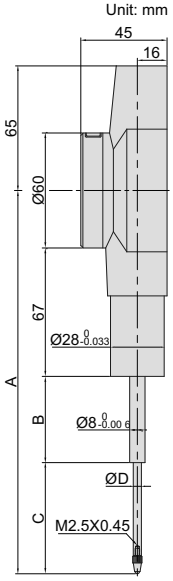

2133-50

Standard precision

Carbide probe

Adjustable resolution: 0.0005mm/0.00002"
0.001mm/0.00005"
0.01mm/0.0005"

Code	Range	Accuracy	Hysteresis	A	B	C	DD	Remark
2133-1 &	12.7mm/0.5"	3μm	1.5μm	75.4mm	20.6mm	24.8mm	5mm	flat back
2133-1 &**L**	12.7mm/0.5"	3μm	1.5μm	75.4mm	20.6mm	24.8mm	5mm	lug back
2133-25	25.4mm/1"	3μm	1.5μm	10 6.5mm	38.5mm	41mm	5mm	flat back
2133-5 &	50.8mm/2"	3μm	1.5μm	201mm	32mm	72mm	4.5mm	flat back

spindle lift knob is included

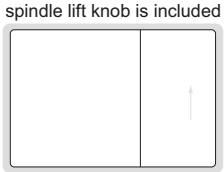

High precision

Ruby probe

Adjustable resolution: 0.0002mm/0.00001"
0.001mm/0.00005"
0.01mm/0.0005"

Code	Range	Accuracy	Hysteresis	A	B	C	DD	Remark
2133-1 &1	12.7mm/0.5"	1.5μm	1μm	77.4mm	26mm	21.4mm	4mm	flat back
2133-1 &**1L**	12.7mm/0.5"	1.5μm	1μm	77.4mm	26mm	21.4mm	4mm	lug back
2133-251	25.4mm/1"	1.8μm	1μm	116.1mm	42.5mm	44mm	4mm	flat back

max./min./TIR

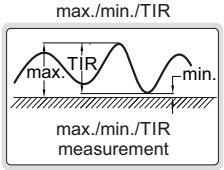

*Supplied with manufacturer inspection certificate

11

https://precishop.hu

HIGH PRECISION DIGITAL INDICATORS

DATA OUTPUT

Ø28MM STEM SUITABLE FOR REINFORCED CLAMPING

ABSOLUTE ENCODER, THE ORIGINAL DATA REMAINS AFTER POWER OFF

LINEAR BALL BEARINGS FOR TEN MILLION TIMES USE

ATTENTION: RECHARGEABLE BATTERY, FOR 24 HOURS CONTINUOUS WORKING

- L ear all ear gs for te m ll o t mes use
- Ø28mm stem su ta le for re forced clamp g
- A solute e coder, the or g al data rema s after power off
- Adjusta le resolut o : 0.0002mm/0.00001"
  0.001mm/0.00005"
  0.01mm/0.0005"
- Read g d g tal a d a alog
- Butto fu ct o : data output, tolera ce, data preset, data hold, measur g d rect o cha ge, max./m ./TIR, power off t me, o /off, mm/ ch, adjust resolut o
- Power: rechargea le attery, for 24 hours co t uous work g
- Ru y pro e

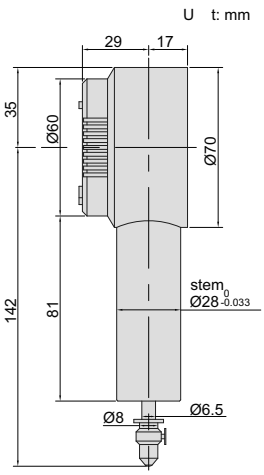

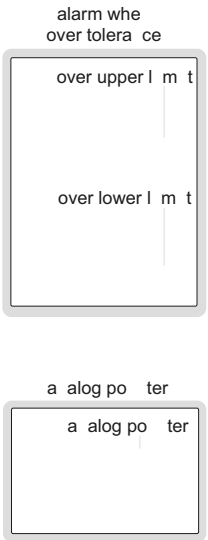

With data interface
Opt o al accessory:
w reless tra sm tter, code **7315-60** **heed receiver** page 5 **2140-6**
data output ca le (key oard format), code **7302-60** page 13
data output ca le (ser al port format), code **7305-G60** page 11
(ca le le gth 3m, opt o al ca le le gth max mum 15m; RS232 protocol, opt o alRS485 protocol)

Code	Range	Accuracy	Hysteresis	Remark
2140-6	0-6mm/0-0.24"	1.6μm	0.8μm	flat ack

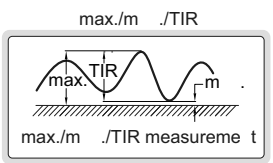

Built-in wireless
Opt o al accessory:
w reless rece ver (key oard format, co ect up to 15 d g tal d cators), code **2134-R1**
w reless rece ver (ser al port format, co ect up to 15 d g tal d cators), code **2134-R2**

Code	Range	Accuracy	Hysteresis	Remark
2140-6WL*	0-6mm/0-0.24"	1.6μm	0.8μm	flat ack

* Co t uous data collect o ca e custom zed (press "DATA" utto to start co t uous collect o , press aga to stop; collect o freque cy ca e custom zed, the fastest data collect o s 10 pcs per seco d)



DIAL COMPARATOR

INSIZE PLUS
MADE IN EU OPE

JEWELED BEARING

SHOCK PROOF

INSPECTION CERTIFICATE

- Meet DIN879-1
- Shockproof
- Jeweled ear g
- Overtravel: 3mm
- Shadow free d al face cover
- Suppl ed w th l m t po ters
- l t al measur g force 1.2N
- Opt o al accessory:
  l ft g lever (code **6289-150**)

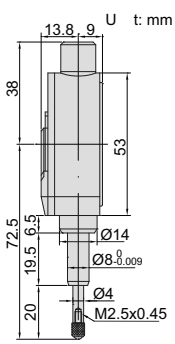

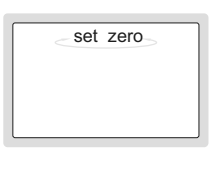

2881-01

Code	Range	Graduation	Accuracy	Hysteresis	Dial reading	Remark
2881-01*	0.1mm	0.001mm	1.2μm	0.5μm	50-0-50	flat ack

* Suppl ed w th ma ufacturer spect o cert f cate

https://precishop.hu

INSPECTION CERTIFICATE SHOCK PROOF JEWELED BEARING

PRECISION DIAL INDICATORS

INSIZE PLUS MADE IN EU OPE

- Shockproof
- Jeweled ear g
- W th l m t po ters
- Opt o al accessory:
  acks (page 253~254),
  co tact po ts (page 250~252)

2830-1

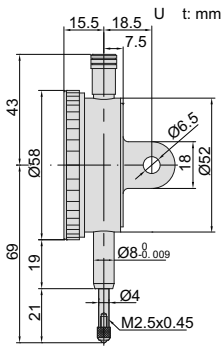

Code	Range	Graduation	Accuracy	Hysteresis	Range/rev	Dial reading	Remark
2830-1	1mm	0.001mm	5μm	2μm	0.2mm	0-100-0	lug ack
2830-1F*	1mm	0.001mm	5μm	2μm	0.2mm	0-100-0	flat ack

*Suppl ed w th ma ufacturer spect o cert f cate

INSPECTION CERTIFICATE SHOCK PROOF

HIGH PRECISION DIALINDICATORS

INSIZE PLUS MADE IN EU OPE

- Shockproof
- Jeweled ear g
- W th l m t po ters
- Opt o al accessory:
  acks (page 253~254),
  co tact po ts (page 250~252),
  l ft g lever (code **6289-150**)

l ft g lever **(optional)**

2891-1

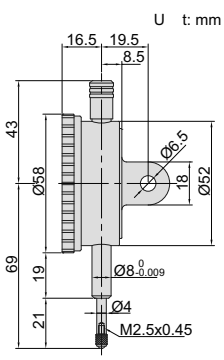

Code	Range	Graduation	Accuracy	Hysteresis	Range/rev	Dial reading	Remark
2891-1	1mm	0.001mm	3μm	1.5μm	0.1mm	0-100	lug ack
2891-1F*	1mm	0.001mm	3μm	1.5μm	0.1mm	0-100	flat ack

*Suppl ed w th ma ufacturer spect o cert f cate

INSPECTION CERTIFICATE SHOCK PROOF

HIGH PRECISION COMPACT DIALINDICATORS

INSIZE PLUS MADE IN EU OPE

- Shockproof
- Jeweled ear g
- W th l m t po ters
- Opt o al accessory:
  acks (page 253~254),
  co tact po ts (page 250~252),
  l ft g lever (code **6289-150**)

l ft g lever **(optional)**

2890-1

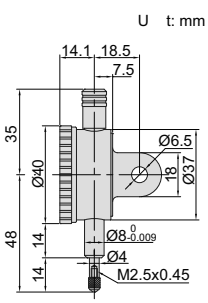

Code	Range	Graduation	Accuracy	Hysteresis	Range/rev	Dial reading	Remark
2890-1	1mm	0.001mm	3μm	1.5μm	0.1mm	0-100	lug ack
2890-1F*	1mm	0.001mm	3μm	1.5μm	0.1mm	0-100	flat ack

*Suppl ed w th ma ufacturer spect o cert f cate

https://precishop.hu

PRECISION DIAL INDICATORS

JEWELED BEARING

INSPECTION CERTIFICATE

- Graduat o : 0.001mm
- Jeweled ear g
- Suppl ed w th l m t po ters a d ezel clamp
- Opt o al accessory: acks(page 253~254), co tact po ts (page 250~252)

2313-1A

U t: mm

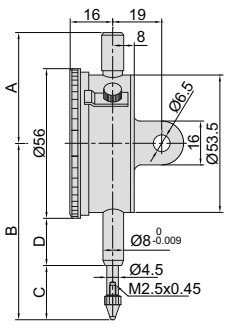

(mm)

Code	Range	Accuracy	Hysteresis	Range/rev	Dial reading	Remark	A	B	C	D
2313-1FA*	1mm	5μm	2μm	0.2mm	0-100-0	flat ack	45	62.5	19.5	15
2313-2FA*	2mm	6μm	2.5μm	0.2mm	0-100-0	flat ack	45	62.5	19.5	15
2313-1A*	1mm	5μm	2μm	0.2mm	0-100-0	lug ack	45	62.5	19.5	15
2313-2A*	2mm	6μm	2.5μm	0.2mm	0-100-0	lug ack	45	62.5	19.5	15

*Suppl ed w th ma ufacturer spect o cert f cate

COMPACT DIAL INDICATOR

INSIZE PLUS
MADE IN EU OPE

INSPECTION CERTIFICATE

- Meet DIN878
- W th l m t po ters
- Opt o al accessory: acks (page 253~254), co tact po ts (page 250~252)

2886-3F

U t: mm

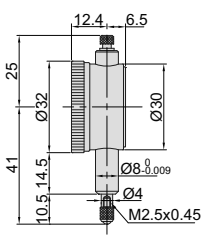

Code	Range	Graduation	Accuracy	Hysteresis	Range/rev	Dial reading	Remark
2886-3F*	3mm	0.01mm	12μm	3μm	0.5mm	0-50	flat ack

*Suppl ed w th ma ufacturer spect o cert f cate

COMPACT DIAL INDICATORS

INSIZE PLUS
MADE IN EU OPE

INSPECTION CERTIFICATE

- Meet DIN878
- W th l m t po ters
- Opt o al accessory: acks (page 253~254), co tact po ts (page 250~252)

2887-5

U t: mm

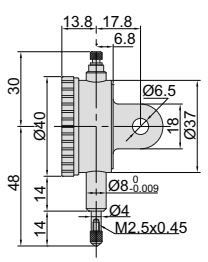

Code	Range	Graduation	Accuracy	Hysteresis	Range/rev	Dial reading	Remark
2887-5*	5mm	0.01mm	14μm	3μm	0.5mm	0-50	lug ack
2887-5F*	5mm	0.01mm	14μm	3μm	0.5mm	0-50	flat ack

*Suppl ed w th ma ufacturer spect o cert f cate

https://precishop.hu

JEWELED BEARING

INSPECTION CERTIFICATE

COMPACT DIAL INDICATORS

- Meet DIN878
- Jeweled ear g
- Suppl ed w th l m t po ters a d ezel clamp
- Opt o al accessory: acks(page 253~254), co tact po ts (page 250~252)

2311-5

(mm)

Code	Range	Graduation	Accuracy	Hysteresis	Range/rev	Dial reading	Remark	B	D
2311-3F*	3mm	0.01mm	12μm	3μm	0.5mm	0-50	flat ack	46	10.5
2311-5F*	5mm	0.01mm	14μm	3μm	0.5mm	0-50	flat ack	48	12.5
2311-3*	3mm	0.01mm	12μm	3μm	0.5mm	0-50	lug ack	46	10.5
2311-5*	5mm	0.01mm	14μm	3μm	0.5mm	0-50	lug ack	48	12.5

*Suppl ed w th ma ufacturer spect o cert f cate

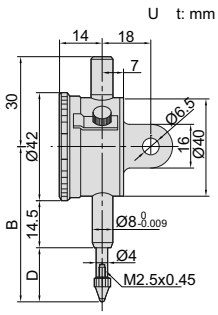

INSPECTION CERTIFICATE

DIAL INDICATORS

INSIZE PLUS

MADE IN EU OPE

- Meet DIN878
- W th l m t po ters
- Opt o al accessory: acks (page 253~254), co tact po ts (page 250~252)

2892-10

Code	Range	Graduation	Accuracy	Hysteresis	Range/rev	Dial reading	Remark
2892-10	10mm	0.01mm	17μm	3μm	1mm	0-100	lug ack
2892-10F*	10mm	0.01mm	17μm	3μm	1mm	0-100	flat ack

*Suppl ed w th ma ufacturer spect o cert f cate

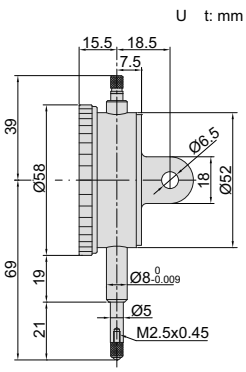

11

JEWELED BEARING

INSPECTION CERTIFICATE

DIAL INDICATORS (STANDARD TYPE)

- Meet DIN878
- Jeweled ear g
- Suppl ed w th l m t po ters a d ezel clamp
- Opt o al accessory: acks(page 253~254), co tact po ts (page 250~252)

2308-10A

Code	Range	Graduation	Accuracy	Hysteresis	Range/rev	Dial reading	Remark
2308-3FA	3mm	0.01mm	12μm	3μm	1mm	0-100	flat ack
2308-5FA*	5mm	0.01mm	14μm	3μm	1mm	0-100	flat ack
2308-10FA	10mm	0.01mm	17μm	3μm	1mm	0-100	flat ack
2308-3A*	3mm	0.01mm	12μm	3μm	1mm	0-100	lug ack
2308-5A	5mm	0.01mm	14μm	3μm	1mm	0-100	lug ack
2308-10A*	10mm	0.01mm	17μm	3μm	1mm	0-100	lug ack

*Suppl ed w th ma ufacturer spect o cert f cate

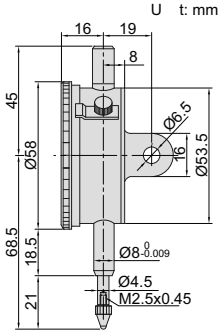

https://precishop.hu

DIAL INDICATORS (BASIC TYPE)

INSPECTION CERTIFICATE | JEWELED BEARING | POPULAR MODEL

- Meet DIN878
- Jeweled ear g
- Suppl ed w th l m t ha ds a d ezel clamp
- Packed carto ox
- Opt o al accessory: acks (page 253~254), co tact po ts (page 250~252)

carto ox

2301-10

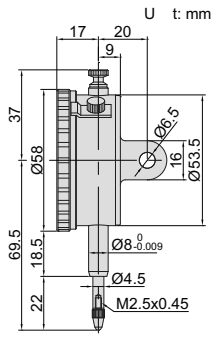

Code	Range	Graduation	Accuracy	Hysteresis	Range/rev	Dial reading	Remark
2301-10F*	10mm	0.01mm	17μm	3μm	1mm	0-100	flat ack
2301-10*	10mm	0.01mm	17μm	3μm	1mm	0-100	lug ack w th spare flat ack

*Suppl ed w th ma ufacturer spect o cert f cate

REVERSE READING DIAL INDICATORS

INSPECTION CERTIFICATE | JEWELED BEARING

- Meet DIN878
- Su ta le for depth a d step measureme ts
- Jeweled ear g
- Suppl ed w th l m t po ters a d ezel clamp
- Opt o al accessory: acks(page 253~254), co tact po ts (page 250~252)

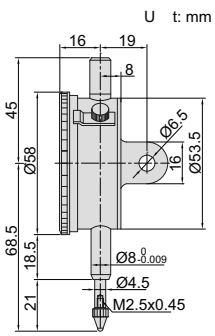

2801-10

Code	Range	Graduation	Accuracy	Hysteresis	Range/rev	Dial reading	Remark
2801-10F*	10mm	0.01mm	17μm	3μm	1mm	100-0	flat ack
2801-10*	10mm	0.01mm	17μm	3μm	1mm	100-0	lug ack

*Suppl ed w th ma ufacturer spect o cert f cate

LARGE DIAL FACE DIAL INDICATOR

INSIZE PLUS
MADE IN EU OPE

INSPECTION CERTIFICATE

- Large, easy-to-read d al face
- W th l m t po ters
- Opt o al accessory: acks (page 253~254), co tact po ts (page 250~252)

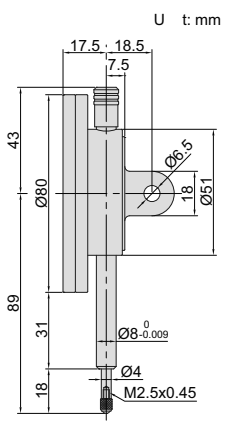

2888-10

Code	Range	Graduation	Accuracy	Hysteresis	Range/rev	Dial reading	Remark
2888-10*	10mm	0.01mm	17μm	5μm	1mm	0-100	flat ack, w th spare lug ack

*Suppl ed w th ma ufacturer spect o cert f cate

https://precishop.hu

SHOCKPROOF DIAL INDICATORS

INSPECTION CERTIFICATE | SHOCK PROOF | JEWELED BEARING

- Meet DIN878
- Shockproof
- Jeweled ear g
- Suppl ed w th l m t po ters a d ezel clamp
- Opt o al accessory: acks(page 253~254), co tact po ts (page 250~252)

U t: mm

2314-10A

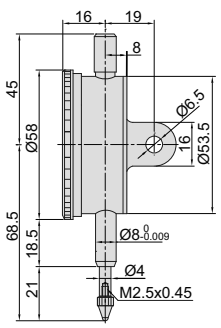

Code	Range	Graduation	Accuracy	Hysteresis	Range/rev	Dial reading	Remark
2314-3FA*	3mm	0.01mm	12μm	3μm	1mm	0-100	flat ack
2314-5FA*	5mm	0.01mm	14μm	3μm	1mm	0-100	flat ack
2314-10FA*	10mm	0.01mm	17μm	3μm	1mm	0-100	flat ack
2314-3A*	3mm	0.01mm	12μm	3μm	1mm	0-100	lug ack
2314-5A*	5mm	0.01mm	14μm	3μm	1mm	0-100	lug ack
2314-10A*	10mm	0.01mm	17μm	3μm	1mm	0-100	lug ack

*Suppl ed w th ma ufacturer spect o cert f cate

BACK PLUNGER DIAL INDICATOR

INSPECTION CERTIFICATE

INSIZE PLUS MADE IN EU OPE

- W th l m t po ters
- Opt o al accessory: co tact po ts (page 250~252)

U t: mm

2893-3

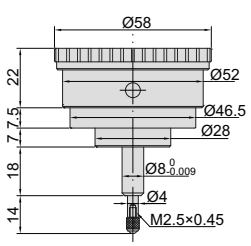

Code	Range	Graduation	Accuracy	Hysteresis	Range/rev	Dial reading
2893-3	3mm	0.01mm	15μm	5μm	1mm	0-100

*Suppl ed w th ma ufacturer spect o cert f cate

WATERPROOF DIAL INDICATOR

INSPECTION CERTIFICATE | SHOCK PROOF | P67 WATERPROOF

INSIZE PLUS MADE IN EU OPE

- Meet DIN878
- Shockproof
- IP67 dust/waterproof
- W th l m t po ters
- Opt o al accessory: co tact po ts (page 250~252)

U t: mm

2894-10F

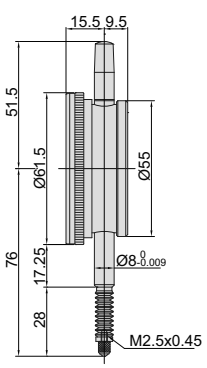

Code	Range	Graduation	Accuracy	Hysteresis	Range/rev	Dial reading	Remark
2894-10F	10mm	0.01mm	17μm	3μm	1mm	0-100	flat ack

*Suppl ed w th ma ufacturer spect o cert f cate

https://precishop.hu

WATERPROOF DIAL INDICATORS

P54 WATERPROOF

INSPECTION CERTIFICATE

- Meet DIN878
- IP54 dust/waterproof
- W th l m t po ters
- Opt o al accessory: acks(page 253~254), co tact po ts (page 250~252)

U t: mm

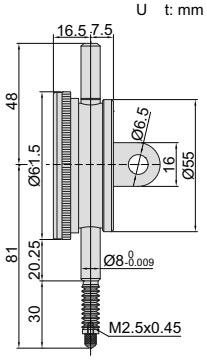

2324-10A

Code	Range	Graduation	Accuracy	Hysteresis	Range/rev	Dial reading	Remark
2324-10FA	10mm	0.01mm	17μm	3μm	1mm	0-100	flat ack
2324-10A*	10mm	0.01mm	17μm	3μm	1mm	0-100	lug ack

*Suppl ed w th ma ufacturer spect o cert f cate

DIAL INDICATORS (LONG STROKE)

INSIZE PLUS
MADE IN EU OPE

INSPECTION CERTIFICATE

- W th l m t po ters
- Opt o al accessory: acks (page 253~254), co tact po ts (page 250~252)

U t: mm

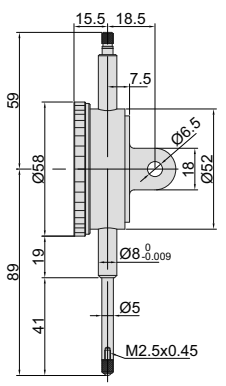

2889-30

Code	Range	Graduation	Accuracy	Hysteresis	Range/rev	Dial reading	Remark
2889-30*	30mm	0.01mm	35μm	7μm	1mm	0-100	lug ack
2889-30F*	30mm	0.01mm	35μm	7μm	1mm	0-100	flat ack

*Suppl ed w th ma ufacturer spect o cert f cate

DIAL INDICATORS (LONG STROKE)

INSPECTION CERTIFICATE

- Suppl ed w th l m t po ters a d ezel clamp
- Opt o al accessory: acks(page 253~254), co tact po ts (page 250~252)

U t: mm

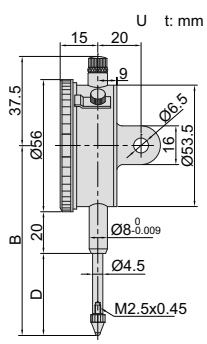

2310-30A

(mm)

Code	Range	Graduation	Accuracy	Hysteresis	Range/rev	Dial reading	Remark	B	D
2310-20FA*	20mm	0.01mm	25μm	5μm	1mm	0-100	flat ack	83	35
2310-30FA*	30mm	0.01mm	35μm	7μm	1mm	0-100	flat ack	88	40
2310-20A*	20mm	0.01mm	25μm	5μm	1mm	0-100	lug ack	83	35
2310-30A*	30mm	0.01mm	35μm	7μm	1mm	0-100	lug ack	88	40

*Suppl ed w th ma ufacturer spect o cert f cate

https://precishop.hu

DIAL INDICATORS (LONG STROKE, BASIC TYPE

INSPECTION CERTIFICATE

POPULAR MODEL

- Suppl ed w th l m t po ters a d ezel clamp
- Packed carto ox
- Opt o al accessory: acks (page 253~254), co tact po ts (page 250~252)

carto ox

U t: mm

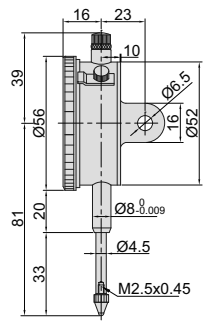

2302-25

Code	Range	Graduation	Accuracy	Hysteresis	Range/rev	Dial reading	Remark
2302-25F	25mm	0.01mm	35μm	7μm	1mm	0-100	flat ack
2302-25 *	25mm	0.01mm	35μm	7μm	1mm	0-100	lug ack w th spare flat ack

*Suppl ed w th ma ufacturer spect o cert f cate

DOUBLE FACE DIALINDICATOR

JEWELED BEARING

INSPECTION CERTIFICATE

- Meet DIN878
- Read from oth s des
- Jeweled ear g
- Suppl ed w th l m t po ters
- Opt o al accessory: co tact po ts (page 250~252)

U t: mm

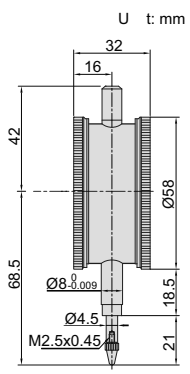

fro t **2328-10** ack

Code	Range	Graduation	Accuracy	Hysteresis	Range/rev	Dial reading
2328-10	10mm	0.01mm	17μm	3μm	1mm	0-100

*Suppl ed w th ma ufacturer spect o cert f cate

DIAL INDICATORS (GRADUATION 0.1mm)

- Suppl ed w th l m t po ters a d ezel clamp
- Opt o al accessory: acks(page 253~254), co tact po ts (page 250~252)

U t: mm

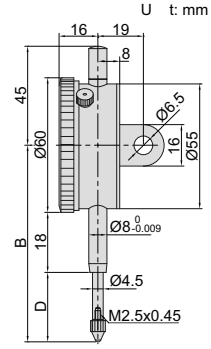

2318-30

(mm)

Code	Range	Graduation	Accuracy	Hysteresis	Range/rev	Dial reading	Remark	B	D
2318-10F	10mm	0.1mm	40μm	20μm	10mm	0-10	flat ack	70	20
2318-20F	20mm	0.1mm	50μm	20μm	10mm	0-10	flat ack	85	35
2318-25F	25mm	0.1mm	60μm	20μm	10mm	0-10	flat ack	85	35
2318-30F	30mm	0.1mm	60μm	20μm	10mm	0-10	flat ack	90	40
2318-10	10mm	0.1mm	40μm	20μm	10mm	0-10	lug ack	70	20
2318-20	20mm	0.1mm	50μm	20μm	10mm	0-10	lug ack	85	35
2318-25	25mm	0.1mm	60μm	20μm	10mm	0-10	lug ack	85	35
2318-30	30mm	0.1mm	60μm	20μm	10mm	0-10	lug ack	90	40

https://precishop.hu

DIAL INDICATORS (LONG STROKE)

INSPECTION CERTIFICATE | JEWELED BEARING | SHOCK PROOF

- Shockproof
- Jeweled ear g
- Suppl ed w th l m t po ters
- Opt o al accessory: acks(page 253~254), co tact po ts (page 250~252)

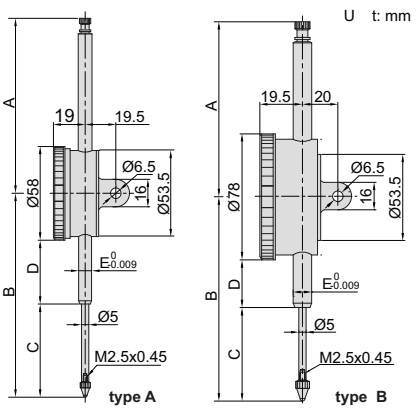

stem clamp Ø10mm for **2309-100D**



ack of type B



2309-50

(mm)

Code	Type	A	B	C	D	E
2309-30F	A	37.5	89.5	40.9	19.5	Ø8
2309-30	A	37.5	89.5	40.9	19.5	Ø8
2309-50	A	108.3	126.2	57.7	39.5	Ø8
2309-50D	B	108.3	126.2	57.7	29.5	Ø8
2309-80	A	138.4	168.4	88	51.3	Ø8
2309-80D	B	138.4	168.4	88	41.3	Ø8
2309-100D	B	167.6	207.8	108	60.8	Ø10

Code	Range	Graduation	Type	Accuracy	Hysteresis	Range/rev	Dial reading	Remark
2309-30F *	30mm	0.01mm	A	35μm	7μm	1mm	0-100	flat ack
2309-30 *	30mm	0.01mm	A	35μm	7μm	1mm	0-100	lug ack
2309-50 *	50mm	0.01mm	A	40μm	8μm	1mm	0-100	flat ack w th spare lug ack
2309-50D *	50mm	0.01mm	B	40μm	8μm	1mm	0-100	flat ack w th spare lug ack
2309-80	80mm	0.01mm	A	50μm	9μm	1mm	0-100	flat ack w th spare lug ack
2309-80D	80mm	0.01mm	B	50μm	9μm	1mm	0-100	flat ack w th spare lug ack
2309-100D	100mm	0.01mm	B	50μm	9μm	1mm	0-100	flat ack w th spare lug ack

Note: 1) **2309-80, 2309-80D** a d **2309-100D** ca o ly e used vert cally
2) **2309-100D** s suppl ed w th stem clamp Ø10mm for mag et c sta ds (code **6200-60**, **6201-60**, **6202-80**, **6202-100**)
3) **2309-30** a d **2309-30F** ca ot accept opt o al acks (page 253~254)

* Suppl ed w th ma ufacturer spect o cert f cate

ONE REVOLUTION PRECISION DIAL INDICATORS

INSIZE PLUS
MADE IN EU OPE

SHOCK PROOF | INSPECTION CERTIFICATE

- El m ate the poss l ty of read g errors due to m scou t g
- Shockproof
- Jeweled ear g
- Free stroke: 4.5mm
- W th l m t po ters
- Opt o al accessory: acks (page 253~254), co tact po ts (page 250~252), l ft g lever (code **6289-150**)

l ft g lever (**optional**)

2885-008

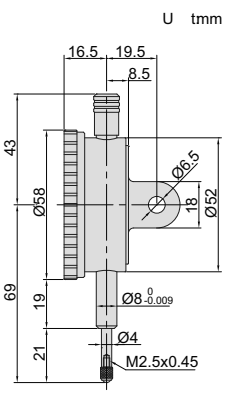

Code	Range	Graduation	Accuracy	Hysteresis	Dial reading	Remark
2885-008	0.08mm	0.001mm	3μm	1.5μm	40-0-40	lug ack
2885-008F *	0.08mm	0.001mm	3μm	1.5μm	40-0-40	flat ack

* Suppl ed w th ma ufacturer spect o cert f cate

https://precishop.hu

SHOCK PROOF

INSPECTION CERTIFICATE

ONE REVOLUTION DIALINDICATORS

INSIZE PLUS
MADE IN EU OPE

- Meet DIN878
- El m ate the poss l ty of read g errors due to m scou t g
- Shockproof
- Free stroke: 7mm
- W th l m t po ters
- Opt o al accessory: acks (page 253~254), co tact po ts (page 250~252)

2882-08

U t: mm

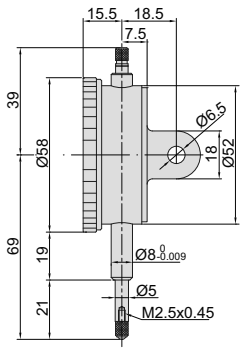

Code	Range	Graduation	Accuracy	Hysteresis	Dial reading	Remark
2882-08	0.8mm	0.01mm	9μm	3μm	40-0-40	lug ack
2882-08F *	0.8mm	0.01mm	9μm	3μm	40-0-40	flat ack

*Suppl ed w th ma ufacturer spect o cert f cate

SHOCK PROOF

INSPECTION CERTIFICATE

ONE REVOLUTION DIALINDICATORS

- Meet DIN878
- El m ate the poss l ty of read g errors due to m scou t g
- Shockproof
- Suppl ed w th l m t po ters
- Opt o al accessory: acks(page 253~254), co tact po ts (page 250~252)

2316-05

U t: mm

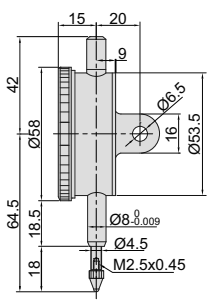

Code	Range	Dial indicator stroke	Graduation	Accuracy	Hysteresis	Dial reading	Remark
2316-05F *	0.5mm	5mm	0.01mm	9μm	3μm	25-0-25	flat ack
2316-1F *	1mm	5mm	0.01mm	9μm	3μm	50-0-50	flat ack
2316-05 *	0.5mm	5mm	0.01mm	9μm	3μm	25-0-25	lug ack
2316-1 *	1mm	5mm	0.01mm	9μm	3μm	50-0-50	lug ack

*Suppl ed w th ma ufacturer spect o cert f cate

11

INSPECTION CERTIFICATE

INCH DIAL INDICATORS

- Meet ASM E B89.1.10M-2001
- W th lug ack
- Suppl ed w th l m t po ters a d ezel clamp
- Opt o al accessory: acks(page 253~254), co tact po ts (page 250~252)

2307-1

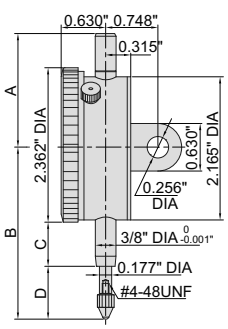

Code	Range	Graduation	Accuracy		Range/rev	Dial reading
			First 2.5 rev	Overall		
2307-025 *	0.25"	0.001"	±0.001"	±0.001"	0.1"	0-100
2307-05 *	0.5"	0.001"	±0.001"	±0.002"	0.1"	0-100
2307-1 *	1"	0.001"	±0.001"	±0.002"	0.1"	0-100
2307-2 *	2"	0.001"	±0.001"	±0.004"	0.1"	0-100
2307-0255 *	0.25"	0.0005"	±0.0005"	±0.0015"	0.05"	0-50
2307-055 *	0.5"	0.0005"	±0.0005"	±0.0015"	0.05"	0-50
2307-105 *	1"	0.0005"	±0.0005"	±0.002"	0.05"	0-50
2307-205 *	2"	0.0005"	±0.0005"	±0.002"	0.05"	0-50

*Suppl ed w th ma ufacturer spect o cert f cate

Range	A	B	C	D
0.25"	1.811"	2.953"	0.787"	0.984"
0.5"	1.811"	2.953"	0.787"	0.984"
1"	1.811"	3.346"	0.787"	1.378"
2"	4.370"	5.472"	1.969"	2.323"

https://precishop.hu

INCH LONG STROKE DIAL INDICATOR

INSPECTION CERTIFICATE

- Graduat o 0.001"
- W th lug ack
- Suppl ed w th l m t po ters'a d~bzelclamp
- Opt o al accessory: acks(page 253~254), co tact po ts (page 250~252)

2326-2

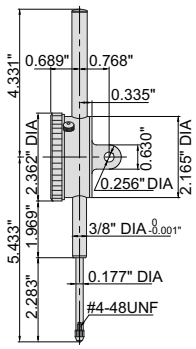

Code	Range	Accuracy		Range/rev	Dial reading
		first 2.5 rev	overall		
2326-2	2"	±0.001"	±0.004"	0.1"	0-100

Suppl ed w th ma ufacturer spect o cert f cate

BAL POINTS

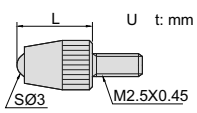

6282-0101

Code	Material of measuring face	L (mm)
6282-0101	car de	7.3
6282-0103	ceram c	7.3
6282-0104	car de	8.3
6282-0106	car de	12.1
6282-0107	car de	14
6282-0108	car de	15
6282-0109	ceram c	15
6282-0110	car de	17

Code	Material of measuring face	L (mm)
6282-0111	car de	19.3
6282-0112	car de	20
6282-0113	ceram c	20
6282-0114	car de	22
6282-0115	car de	25
6282-0116	ceram c	25
6282-0117	car de	30
6282-0118	ceram c	30

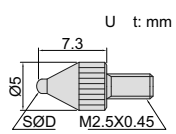

6282-0301

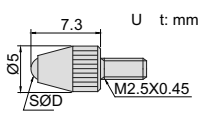

6282-0304

Code	Material of measuring face	SØD (mm)
6282-0301	steel	1
6282-0302	car de	1.5
6282-0303	car de	1.8
6282-0304	car de	2.5
6282-0305	car de	4

SHELLTYPE POINTS

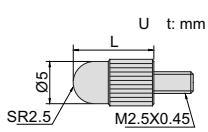

6282-0202

Code	Material of measuring face	L (mm)
6282-0202	steel	5
6282-0203	steel	10
6282-0205	steel	15

Code	Material of measuring face	L (mm)
6282-0207	steel	20
6282-0208	steel	25
6282-0210	steel	30

SPHERICAL POINT

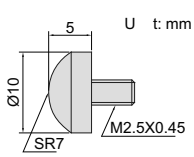

6282-0401

Code	Material of measuring face
6282-0401	steel

https://precishop.hu

CONICAL POINTS

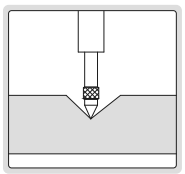

Code	Material of measuring face
6282-0601	steel
6282-0701	steel
6282-0801	steel
6282-0901	steel

6282-0601

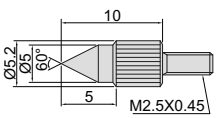

6282-0701

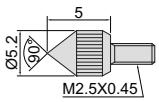

6282-0801

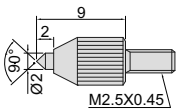

6282-0901

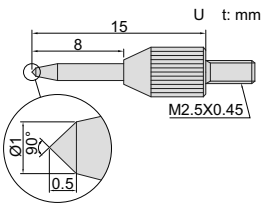

FLAT POINTS

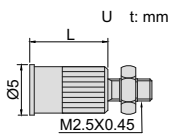

Code	Material of measuring face	L (mm)
6282-1101	steel	8
6282-1102	steel	10

6282-1101

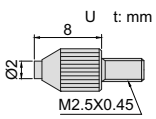

Code	Material of measuring face
6282-1301	car de

6282-1301

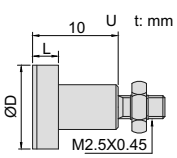

Code	Material of measuring face	ØD	L
6282-1201	steel	10mm	3mm
6282-1202	steel	15mm	4mm
6282-1203	steel	20mm	3mm
6282-1204	steel	25mm	4mm
6282-1205	steel	30mm	4mm

6282-1201

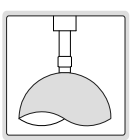

NEEDLE POINTS

(mm)

Code	Material of measuring face	ØD	L
6282-1701	steel	0.45	3
6282-1702	steel	0.45	5
6282-1703	car de	1	3
6282-1704	car de	1	5
6282-1705	car de	1	8
6282-1706	car de	1	10
6282-1707	car de	1	20
6282-1708	car de	1	40
6282-1709	car de	1.5	5

(mm)

Code	Material of measuring face	ØD	L
6282-1710	car de	1.5	10
6282-1711	car de	1.5	13
6282-1712	car de	1.5	20
6282-1713	car de	1.5	40
6282-1714	car de	2	8
6282-1715	car de	2	18
6282-1716	car de	2	28
6282-1717	car de	2	40

6282-1711

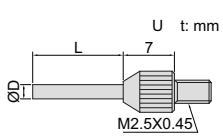

(mm)

Code	Material of measuring face	L1	L	SR	Ød
6282-1601	steel	11	15	0.4	2
6282-1602	steel	13	17	0.2	2
6282-1603	steel	21	25	0.4	3
6282-1604	steel	31	35	0.4	3

6282-1601

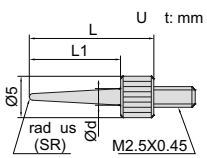

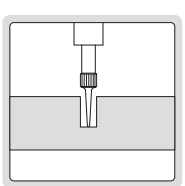

https://precishop.hu

KNIFE EDGE POINT

Code	Material of measuring face
6282-1001	steel

6282-1001

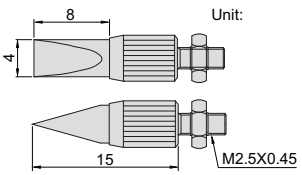

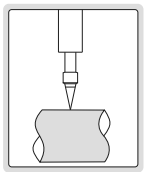

BLADE POINTS

Code	Material of measuring face	D	W
6282-1801	steel	0.4	2
6282-1802	steel	0.6	2
6282-1803	steel	1	4

6282-1801

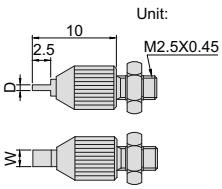

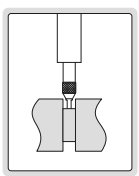

ROLLER POINT

Code	Material of measuring face
6282-1901	steel

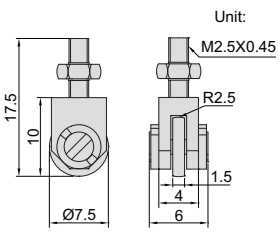

6282-1901

EXTENSION RODS

Code	Material	L (mm)
6282-2001	steel	10
6282-2002	steel	15
6282-2003	steel	20
6282-2004	steel	25
6282-2005	steel	30
6282-2006	steel	35
6282-2007	steel	40
6282-2008	steel	45
6282-2009	steel	50

Code	Material	L (mm)
6282-2010	steel	55
6282-2011	steel	60
6282-2012	steel	65
6282-2013	steel	70
6282-2014	steel	75
6282-2015	steel	80
6282-2016	steel	90
6282-2017	steel	100

6282-2010

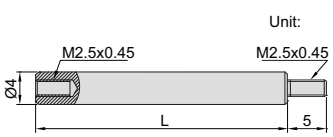

POINT SET

6282-S6

Code	Material of measuring face
6282-S6	steel

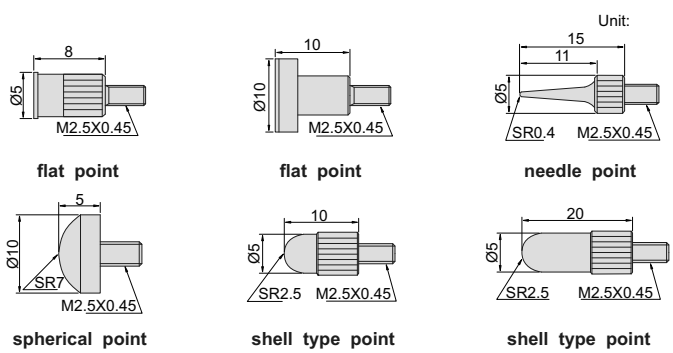

https://precishop.hu

SPINDLE LIFT KNOB

- For dial/digital indicators with spindle dia eter Ø4.5 or Ø5

Code
7332

7332

SHAFT SLEEVE



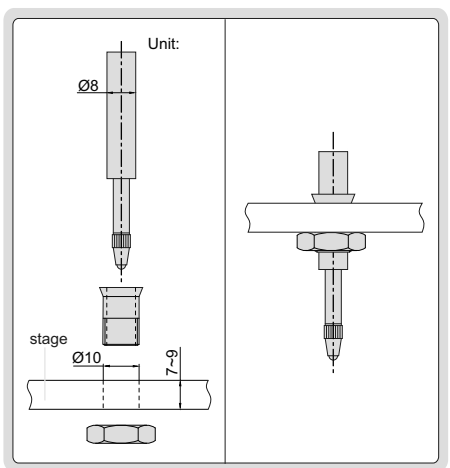

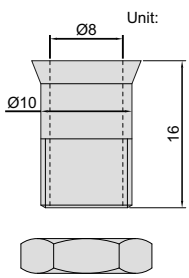

7333

- For dial indicators and probes with shaft dia eter Ø8

Code
7333

MAGNETIC BACKS

11

Code	ØD	For digital/dial indicators
7331-M1	51.5	2103
		2104
		2108
		2109
		2112
		2115
		2116
		2117
		2118
		2138
		2139
		2501
		2301
		2302
		2308
		2309 (except 2309-30, 2309-30F)
		2313
		2314
		2316
		2324
		2801
7331-M2	54	2318

agnet

front back

7331-M2

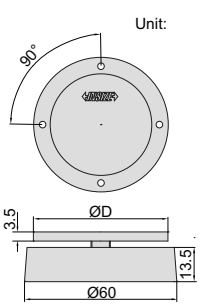



https://precishop.hu

FLAT BACKS

Code	For digital/ dial indicators
7330-F1	2311
7330-F2	2301 2302 2308 2309 (except 2309-30, 2309-30F) 2313 2314 2316 2324 2801
7330-F5	2103 2104 2108 2109 2112 2115 2116 2117 2118 2138 2139 2501 2137

7330-F2

Code	For digital/ dial indicators
7330-F6	2318 2307 2326
7330-F7	2830 2882 2885 2888 2889 2891 2892
7330-F8	2890 2887
7330-F9	2886
7330-F10	2310

7330-F8

Unit:

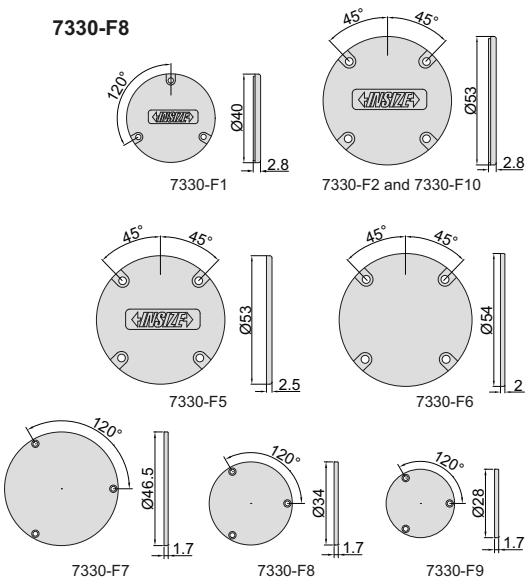

LUG BACKS

Code	For digital/ dial indicators
7330-L1	2311
7330-L2	2301 2302 2308 2309 (except 2309-30, 2309-30F) 2313 2314 2316 2324 2801
7330-L5	2103 2104 2108 2109 2112 2115 2116 2117 2118 2138 2139 2501 2137

7330-L2

Code	For digital/ dial indicators
7330-L6	2318 2307 2326
7330-L7	2830 2882 2885 2888 2889 2891 2892
7330-L8	2890 2887
7330-L10	2310

7330-L8

Unit:

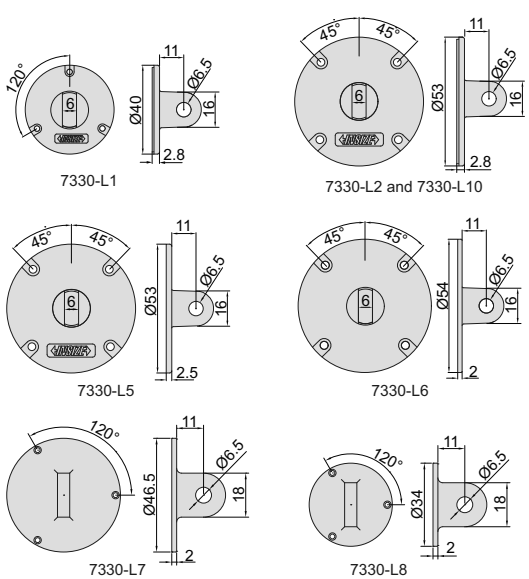

https://precishop.hu

ATTENTION: NOT SUITABLE FOR DIAL INDICATORS WITH GRADUATION 0.001MM

DIAL INDICATOR TESTER
CODE 2396-25A

VIDEO

- To calibrate dial indicators, test indicators and dial bore gages
- Di ension: 270x210x205
- Weight: 11kg

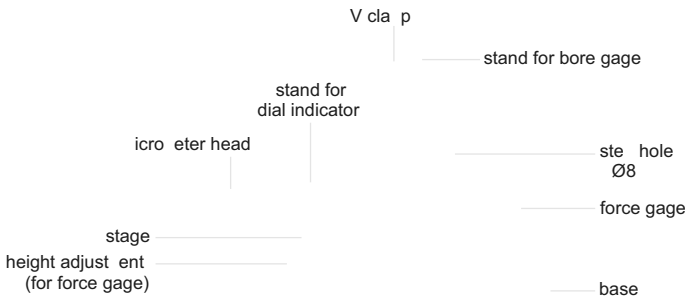

2396-25A

Micrometer head

Range	Sampling interval	Accuracy	Hysteresis
0-25	0.1	4μ (0-25), 3μ (0-10), 2μ (0-1)	1μ

Force gage

Range	Graduation	Accuracy
0-1.6N	0.05N	±5% (of load capacity)

Stage

Diameter	Flatness	Roughness
50	1μ	0.05μ

inspect accuracy of dial indicators (range 0-25)

inspect accuracy of dial bore gages (range 6-450)

inspect accuracy of test indicators

check force of dial indicators

check repeatability of dial indicators

check the effect of lateral force on accuracy of dial indicators (half round gage block is required)

check the effect of lateral force on accuracy of test indicators (half round gage block is required)

Half round gage block (optional)

Code	Parallelism
2396-block	1μ

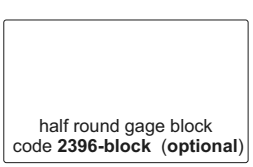

half round gage block code **2396-block** (**optional**)

https://precishop.hu

LINEAR GAGES AND DISPLAY UNIT

VIDEO

linear gage
7131-01

dispaly unit
7131-1A

- Linear gage type: optical grating
- Dispaly unit: display displace ent data in real ti e, data preset, set tolerance and ake judg ent (out of upper tolerance, within tolerance, out of lower tolerance), set zero, change easuring direction, resolution (0.1μ /1μ), unit switch (μ / /inch)
- Two data trans ission ethods: can output keyboard signal and data can be trans itted to excel, word, txt etc, can also output serial signal and trans it data to serial co unication software

Unit:

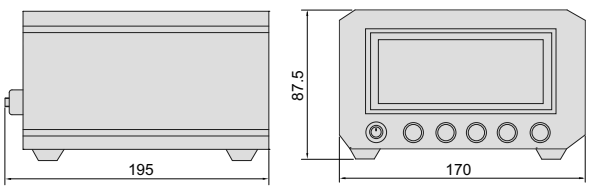

LINEAR GAGE SPECIFICATION

Code	7131-01	7131-02
Range	12.5	12.5
Resolution	0.1μ	1μ
Accuracy (19 ~20 °C)	1μ	3μ
Repeatability	0.2μ	2μ
Linear gage type	optical grating	
Working life	ten illion ti es	
Dust/waterproof	IP50	
Measuring force	0.7±0.3N	
Cable length	900	
Operation environment	0~40°C, 20~80%RH	
Power supply	5~24V	
Dimension (L ×W ×H)	33.6×15×115	
Weight	133g	

spindle lift knob is included

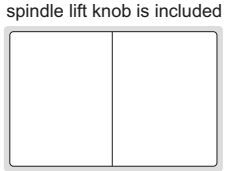

application

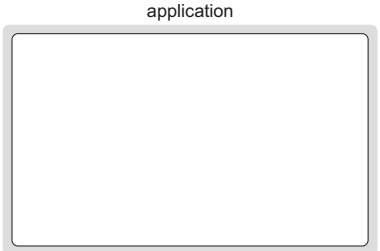

DISPLAY UNIT SPECIFICATION

Code	7131-1A
Display	4" LCD screen
Unit	μ , , inch
Quantity of linear gage to be connected	1 pc
Dimension (L ×W ×H)	170×195×87.5
Weight	1.45kg

DIGITAL LINEAR GAGES

INSPECTION CERTIFICATE

ABSOLUTE ENCODER, THE ORIGINAL DATA REMAINS AFTER POWER OFF

DUSTPROOF WATERPROOF

- Scale type: optical grating
- Absolute encoder, the original data re ains after power off
- Digital signal output, a plifier is not required
- Measuring force: ≤1.5N
- Dust/waterproof: IP43/IP66
- Baud rate: 9600 (can be custo ized)
- Cable length: 3 (can be custo ized)

Unit:

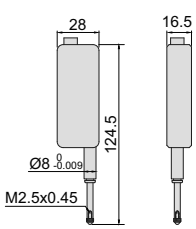

7130-10

7130-10L

To be continued

https://precishop.hu

Continued fro previous page

Dust/waterproof IP43, resolution 0.1 Em

Code	Range	Repeatability	Accuracy	Outgoing cable direction	Output signal	Output interface
7130-10	0-12.5	0.5μ	1μ	horizontal	RS232, TTL level	
7130-10L	0-12.5	0.5μ	1μ	vertical	RS232, TTL level	
7130-11	0-12.5	0.5μ	1μ	horizontal	RS232, 232 level	
7130-11L	0-12.5	0.5μ	1μ	vertical	RS232, 232 level	
7130-12	0-12.5	0.5μ	1μ	horizontal	RS485 (VCC+5~12V)	
7130-12L	0-12.5	0.5μ	1μ	vertical	RS485 (VCC+5~12V)	
7130-13	0-12.5	0.5μ	1μ	horizontal	RS232, TTL level	
7130-13L	0-12.5	0.5μ	1μ	vertical	RS232, TTL level	
7130-14	0-12.5	0.5μ	1μ	horizontal	RS232, 232 level	
7130-14L	0-12.5	0.5μ	1μ	vertical	RS232, 232 level	

Dust/waterproof IP43, resolution 0.5 Em

Code	Range	Repeatability	Accuracy	Outgoing cable direction	Output signal	Output interface
7130-20	0-12.5	1.5μ	3μ	horizontal	RS232, TTL level	
7130-20L	0-12.5	1.5μ	3μ	vertical	RS232, TTL level	
7130-21	0-12.5	1.5μ	3μ	horizontal	RS232, 232 level	
7130-21L	0-12.5	1.5μ	3μ	vertical	RS232, 232 level	
7130-22	0-12.5	1.5μ	3μ	horizontal	RS485 (VCC+5~12V)	
7130-22L	0-12.5	1.5μ	3μ	vertical	RS485 (VCC+5~12V)	
7130-23	0-12.5	1.5μ	3μ	horizontal	RS232, TTL level	
7130-23L	0-12.5	1.5μ	3μ	vertical	RS232, TTL level	
7130-24	0-12.5	1.5μ	3μ	horizontal	RS232, 232 level	
7130-24L	0-12.5	1.5μ	3μ	vertical	RS232, 232 level	

Dust/waterproof IP66, resolution 0.1 Em

Code	Range	Repeatability	Accuracy	Outgoing cable direction	Output signal	Output interface
7130-30	0-12.5	0.5μ	1μ	horizontal	RS232, TTL level	
7130-30L	0-12.5	0.5μ	1μ	vertical	RS232, TTL level	
7130-31	0-12.5	0.5μ	1μ	horizontal	RS232, 232 level	
7130-31L	0-12.5	0.5μ	1μ	vertical	RS232, 232 level	
7130-32	0-12.5	0.5μ	1μ	horizontal	RS485 (VCC+5~12V)	
7130-32L	0-12.5	0.5μ	1μ	vertical	RS485 (VCC+5~12V)	
7130-33	0-12.5	0.5μ	1μ	horizontal	RS232, TTL level	
7130-33L	0-12.5	0.5μ	1μ	vertical	RS232, TTL level	
7130-34	0-12.5	0.5μ	1μ	horizontal	RS232, 232 level	
7130-34L	0-12.5	0.5μ	1μ	vertical	RS232, 232 level	

Dust/waterproof IP66, resolution 0.5 Em

Code	Range	Repeatability	Accuracy	Outgoing cable direction	Output signal	Output interface
7130-40	0-12.5	1.5μ	3μ	horizontal	RS232, TTL level	
7130-40L	0-12.5	1.5μ	3μ	vertical	RS232, TTL level	
7130-41	0-12.5	1.5μ	3μ	horizontal	RS232, 232 level	
7130-41L	0-12.5	1.5μ	3μ	vertical	RS232, 232 level	
7130-42	0-12.5	1.5μ	3μ	horizontal	RS485 (VCC+5~12V)	
7130-42L	0-12.5	1.5μ	3μ	vertical	RS485 (VCC+5~12V)	
7130-43	0-12.5	1.5μ	3μ	horizontal	RS232, TTL level	
7130-43L	0-12.5	1.5μ	3μ	vertical	RS232, TTL level	
7130-44	0-12.5	1.5μ	3μ	horizontal	RS232, 232 level	
7130-44L	0-12.5	1.5μ	3μ	vertical	RS232, 232 level	

https://precishop.hu

PNEUMATIC DIGITAL LINEAR GAGES

INSPECTION CERTIFICATE

DUSTPROOF WATERPROOF

ABSOLUTE ENCODER, THE ORIGINAL DATA REMAINS AFTER POWER OFF

- Scale type: optical grating
- Absolute encoder, the original data re ains after power off
- Digital signal output, a plifier is not required
- Air pressure: 0.2-0.5MPa
- Measuring force: ≤1.5N
- Dust/waterproof: IP43/IP66
- Baud rate: 9600 (can be custo ized)
- Cable length: 3 (can be custo ized)

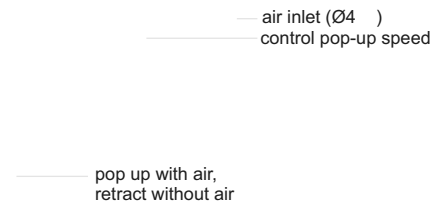

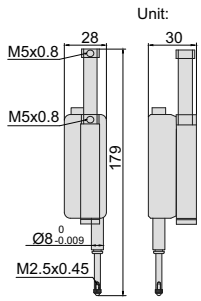

7134-10L

Dust/waterproof IP43, resolution 0.1 Em

Code	Range	Repeatability	Accuracy	Outgoing cable direction	Output signal	Output interface
7134-10	0-12.5	0.5μ	1μ	horizontal	RS232, TTL level	
7134-10L	0-12.5	0.5μ	1μ	vertical	RS232, TTL level	
7134-11	0-12.5	0.5μ	1μ	horizontal	RS232, 232 level	
7134-11L	0-12.5	0.5μ	1μ	vertical	RS232, 232 level	
7134-12	0-12.5	0.5μ	1μ	horizontal	RS485 (VCC+5~12V)	
7134-12L	0-12.5	0.5μ	1μ	vertical	RS485 (VCC+5~12V)	
7134-13	0-12.5	0.5μ	1μ	horizontal	RS232, TTL level	
7134-13L	0-12.5	0.5μ	1μ	vertical	RS232, TTL level	
7134-14	0-12.5	0.5μ	1μ	horizontal	RS232, 232 level	
7134-14L	0-12.5	0.5μ	1μ	vertical	RS232, 232 level	

Dust/waterproof IP43, resolution 0.5 Em

Code	Range	Repeatability	Accuracy	Outgoing cable direction	Output signal	Output interface
7134-20	0-12.5	1.5μ	3μ	horizontal	RS232, TTL level	
7134-20L	0-12.5	1.5μ	3μ	vertical	RS232, TTL level	
7134-21	0-12.5	1.5μ	3μ	horizontal	RS232, 232 level	
7134-21L	0-12.5	1.5μ	3μ	vertical	RS232, 232 level	
7134-22	0-12.5	1.5μ	3μ	horizontal	RS485 (VCC+5~12V)	
7134-22L	0-12.5	1.5μ	3μ	vertical	RS485 (VCC+5~12V)	
7134-23	0-12.5	1.5μ	3μ	horizontal	RS232, TTL level	
7134-23L	0-12.5	1.5μ	3μ	vertical	RS232, TTL level	
7134-24	0-12.5	1.5μ	3μ	horizontal	RS232, 232 level	
7134-24L	0-12.5	1.5μ	3μ	vertical	RS232, 232 level	

Dust/waterproof IP66, resolution 0.1 Em

Code	Range	Repeatability	Accuracy	Outgoing cable direction	Output signal	Output interface
7134-30	0-12.5	0.5μ	1μ	horizontal	RS232, TTL level	
7134-30L	0-12.5	0.5μ	1μ	vertical	RS232, TTL level	
7134-31	0-12.5	0.5μ	1μ	horizontal	RS232, 232 level	
7134-31L	0-12.5	0.5μ	1μ	vertical	RS232, 232 level	
7134-32	0-12.5	0.5μ	1μ	horizontal	RS485 (VCC+5~12V)	
7134-32L	0-12.5	0.5μ	1μ	vertical	RS485 (VCC+5~12V)	
7134-33	0-12.5	0.5μ	1μ	horizontal	RS232, TTL level	
7134-33L	0-12.5	0.5μ	1μ	vertical	RS232, TTL level	
7134-34	0-12.5	0.5μ	1μ	horizontal	RS232, 232 level	
7134-34L	0-12.5	0.5μ	1μ	vertical	RS232, 232 level	

To be continued

https://precishop.hu

Continued fro previous page

Dust/waterproof IP66, resolution 0.5 Em

Code	Range	Repeatability	Accuracy	Outgoing cable direction	Output signal	Output interface
7134-40	0-12.5	1.5μ	3μ	horizontal	RS232, TTL level	
7134-40L	0-12.5	1.5μ	3μ	vertical	RS232, TTL level	
7134-41	0-12.5	1.5μ	3μ	horizontal	RS232, 232 level	
7134-41L	0-12.5	1.5μ	3μ	vertical	RS232, 232 level	
7134-42	0-12.5	1.5μ	3μ	horizontal	RS485 (VCC+5~12V)	
7134-42L	0-12.5	1.5μ	3μ	vertical	RS485 (VCC+5~12V)	
7134-43	0-12.5	1.5μ	3μ	horizontal	RS232, TTL level	
7134-43L	0-12.5	1.5μ	3μ	vertical	RS232, TTL level	
7134-44	0-12.5	1.5μ	3μ	horizontal	RS232, 232 level	
7134-44L	0-12.5	1.5μ	3μ	vertical	RS232, 232 level	

MULTICHANNEL INTERFACE BOXES OF LINEAR GAGE

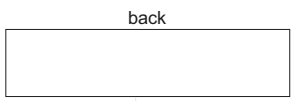

7324-HUB4

- Can be connected with **7130** or **7134** series linear gages
- Optional accessory: software of linear gage (code: **7130-SOFTWARE**, 8 linear gages can be connected si ultaneously)

7212-4A

7324-HUB7

software of linear gage (**optional**)

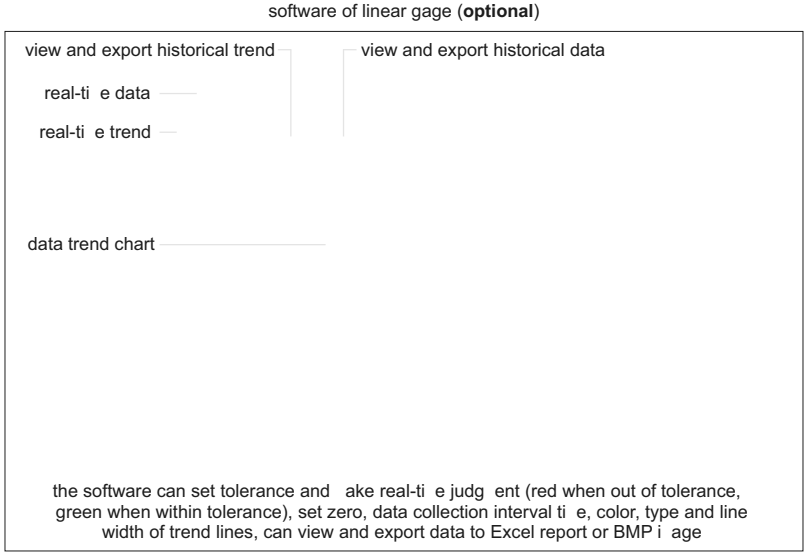

the software can set tolerance and ake real-ti e judg ent (red when out of tolerance, green when within tolerance), set zero, data collection interval ti e, color, type and line width of trend lines, can view and export data to Excel report or BMP i age

7212-4A application



7324-HUB4 application

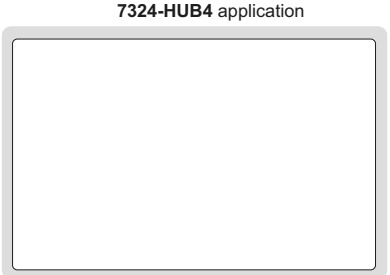

SPECIFICATION

Code	7212-4A	7212-8A	7324-HUB4	7324-HUB7
Quantity of linear gages	4	8	4	7
Applicable linear gages	7130-12, 7130-12L, 7130-22, 7130-22L, 7130-32, 7130-32L, 7130-42, 7130-42L, 7134-12, 7134-12L, 7134-22, 7134-22L, 7134-32, 7134-32L, 7134-42, 7134-42L		7130-10, 7130-10L, 7130-20, 7130-20L, 7130-30, 7130-30L, 7130-40, 7130-40L, 7134-10, 7134-10L, 7134-20, 7134-20L, 7134-30, 7134-30L, 7134-40, 7134-40L	
Type of linear gage	RS485 protocol		RS232 protocol	
Type of output	USB		USB	

https://precishop.hu

LINEAR GAGES

LINEAR GAGE
IP65
WATERPROOF

7107-12

Unit:

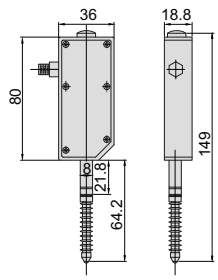

7107-11
7107-12

pop up with air,
retract without air

7107-12V

Unit:

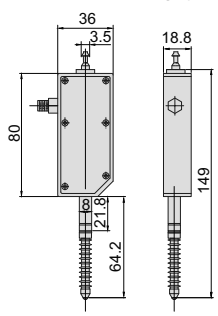

7107-11V
7107-12V

- Capacitance type linear encoder
- Shock-proof, water proof, dust proof, suitable for high speed ove ent, long working life
- Optional: display unit **7106-1A**, ultichannel interface box **7107-1**or **7107-2**

SPECIFICATION

Code	7107-11	7107-12	7107-11V	7107-12V
Measuring range	12 /0.47"	12 /0.47"	12 /0.47"	12 /0.47"
Resolution	0.01 /0.0004"	0.001 /0.00004"	0.01 /0.0004"	0.001 /0.00004"
Accuracy	20μ	5μ	20μ	5μ
Hysteresis	10μ	2μ	10μ	2μ
Driving type	spring		pneu atic	
Measuring force	1.5N		adjusted by air pressure	
Measuring principle	capacitance type linear encoder			
Voltage	5V			
Sampling fre Fuency	100 ti es/sec			
Working life	ten illion ti es			
Dust/waterproof	IP65			
Cable length	2			
Data output	RS232			

https://precishop.hu

DISPLAY UNIT FOR CAPACITANCE LINEAR GAGE
CODE 7106-1A

VIDEO

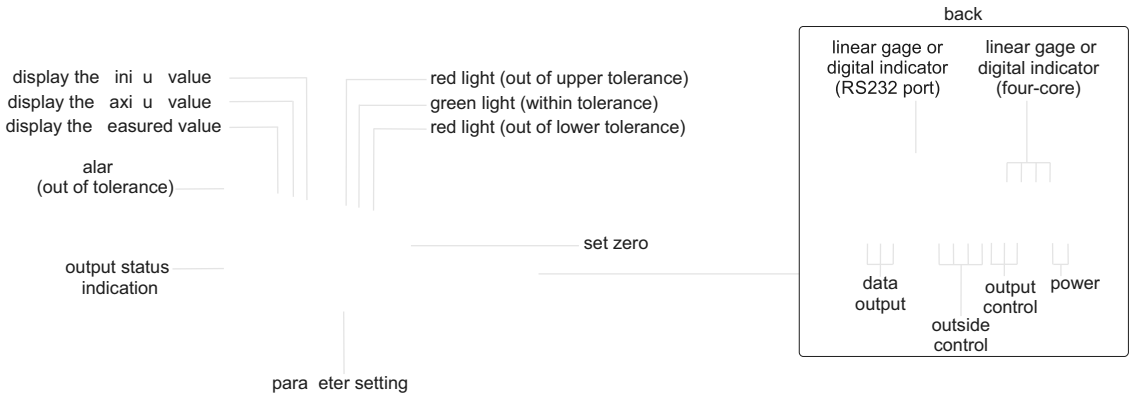

7106-1A

- Can be connected with **7107-11**, **7107-12**, **7107-11V** or **7107-12V** linear gage, can also be connected with digital indicator (data cable **7309-C01M** is needed)
- Set tolerance and ake judg ent (out of upper tolerance, within tolerance, out of lower tolerance), output the judg ent to control outside devices, control fro outside (set zero, hold reading and collect data)
- Software of display unit (included): in the software, it is possible to set tolerance and show judg ent (red when out of tolerance, green when within tolerance), set zero, collect data anually or auto atically (ti e is adjustable), output data to Excel, print report

Unit:

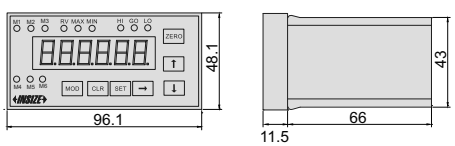

connected with **7107-11**, **7107-12**, **7107-11V** or **7107-12V** linear gage



connected with digital indicator
(data cable **7309-C01M** is needed)

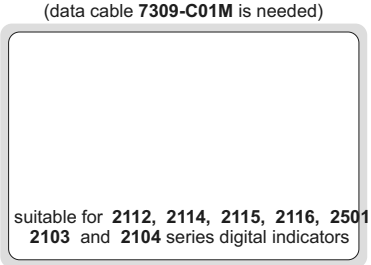

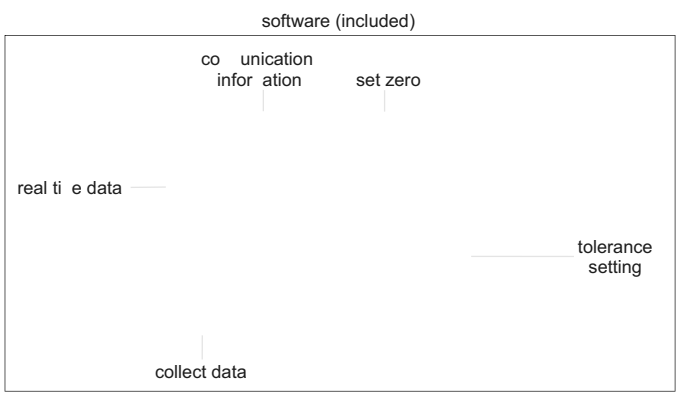

SPECIFICATION

Display	6 digits
Quantity of linear gage or digital indicator to be connected	1 pc
Tolerance	set tolerance and ake judg ent with alar and lights (out of upper tolerance, within tolerance, out of lower tolerance)
Output control	output the tolerance judg ent (out of upper tolerance, within tolerance, out of lower tolerance) to control outside devices
Outside control	control the display units fro outside (set zero, hold reading and collect data)
Data output	connect to co puter software and serial co unication
Power supply	DC 9~24V

https://precishop.hu

MULTICHANNEL INTERFACE BOXES FOR CAPACITANCE LINEAR GAGES

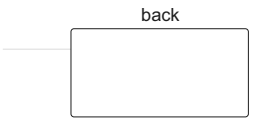

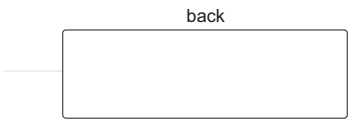

7107-1

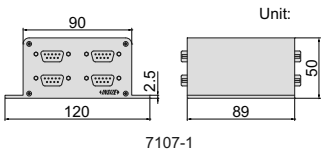

7107-2

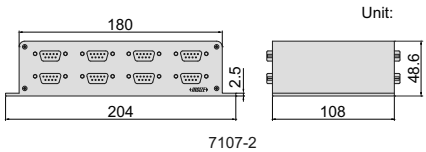

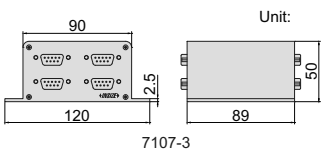

7107-3

- Can be connected with **7107-11**, **7107-12**, **7107-11V** or **7107-12V**linear gages, can also be connected with digital indicators (data cable **7309-C01M** is needed)
- Connection box (code: **7107-3**) is needed to connect interface boxes, when two or ore interface boxes are used. Maxi u 4 interface boxes can be connected.
- Software of interface boxes (included): in the software, it is possible to set tolerance of each channel and show judg ent (red when out of tolerance, green when within tolerance), set zero, collect data anually or auto atically (ti e is adjustable), output data to Excel, print report.

software (included)

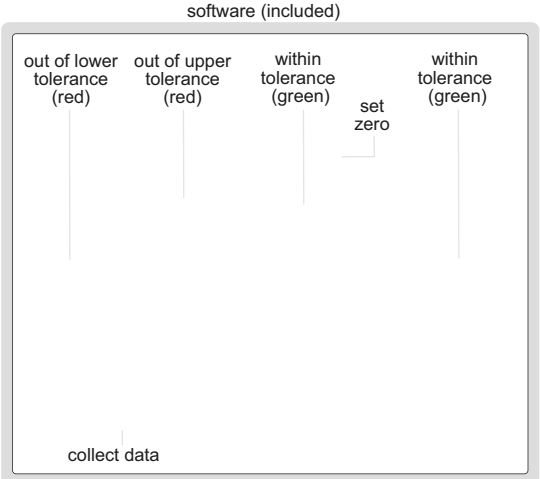

VIDEO

connected with **7107-11**, **7107-12 7107-11V** or **7107-12V** linear gages



INTERFACE BOX SPECIFICATION

Code	7107-1	7107-2
Quantity of linear gages or digital indicators to be connected	4 pcs	8 pcs
Data output	RS232 and RS485	
Power supply	DC 9~24V	

CONNECTION BOX (OPTIONAL) SPECIFICATION

Code	7107-3
Quantity of interface bo Ges to be connected	4 pcs (axi u 4 interface boxes can be connected)
Data output	RS232 and RS485
Power supply	DC 9~24V

connected with digital indicators
(data cable **7309-C01M** is needed)



https://precishop.hu

DIAL TEST INDICATOR UNIVERSAL HOLDER

6297-1

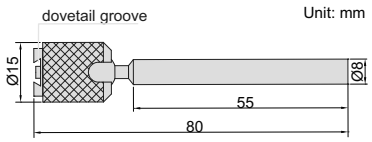

Code
6297-1

- Set the indicators at the desired attitude to the workpiece



DIAL TEST INDICATOR HOLDER

6296-1

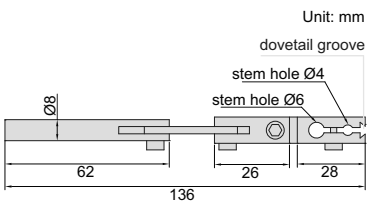

Code
6296-1

- Supplied with hex ke



DIAL TEST INDICATOR HOLDERS

11

6293-1

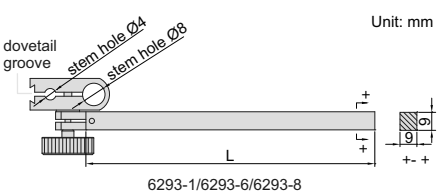

6293-2

Code	Stem section	Stem length (L)
6293-1	9x9mm	100mm
6293-6	9x9mm	50mm
6293-8	9x9mm	200mm
6293-2	Ø8mm	115mm

*Onl appl for 0.01mm dial test indicator



https://precishop.hu

DIAL TEST INDICATOR HOLDER

- Can be used with dial test indicators

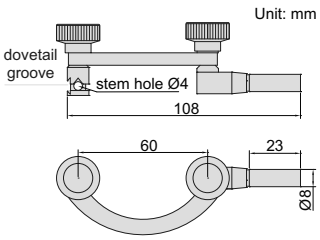

6291-1

Code
6291-1

DIAL TEST INDICATOR HOLDER

- Can be used with dial test indicators

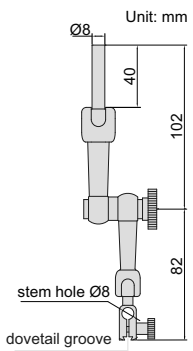

6295-1A

Code
6295-1A

11

DIAL INDICATOR HOLDER

- Can be used with dial test indicators or dial indicators

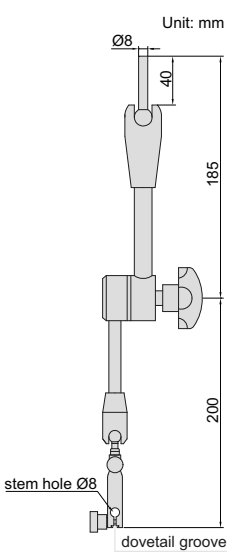

6294-1A

Code
6294-1A

https://precishop.hu

HYDRAULIC UNIVERSAL MAGNETIC STANDS

6229-60

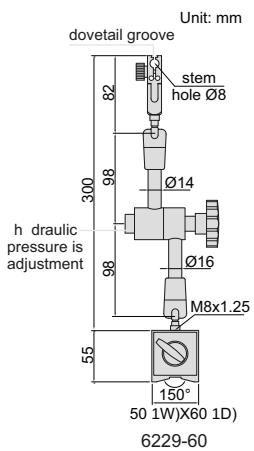

6229-60

6229-80

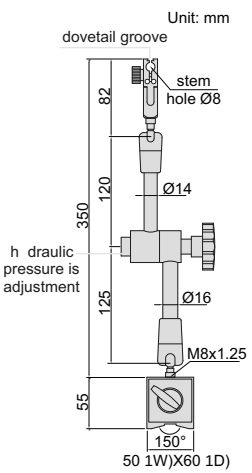

6229-80

6229-100

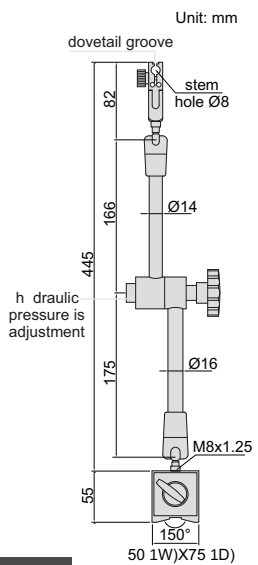

6229-100

6229-101

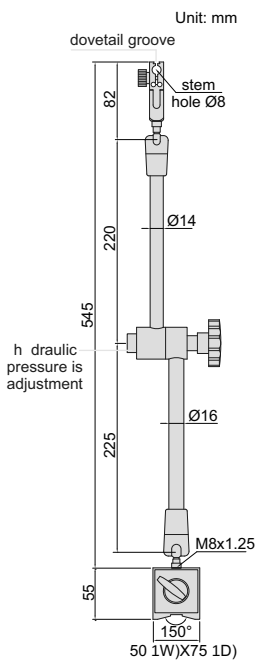

6229-101

- H draulic pressure is adjustment
- For digital/dial indicators and dial test indicators

Code	Magnetic force	Applicable holding stem	Remark
6229-60	60kgf	Ø8mm	with fine adjustment and dovetail groove
6229-80	80kgf	Ø8mm	with fine adjustment and dovetail groove
6229-100	100kgf	Ø8mm	with fine adjustment and dovetail groove
6229-101	100kgf	Ø8mm	with fine adjustment and dovetail groove

LARGE LOCKING FORCE MAGNETIC STAND

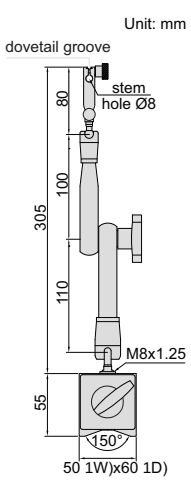

6219-80

- For digital/dial indicators and dial test indicators

Code	Magnetic force	Applicable holding stem	Remark
6219-80	80kgf	Ø8mm	with fine adjustment and dovetail groove

https://precishop.hu

UNIVERSAL MAGNETIC STANDS

POPULAR MODEL

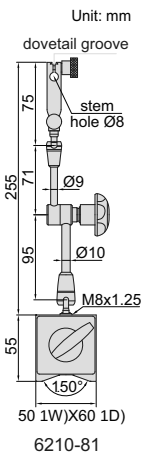

6210-81

6210-81

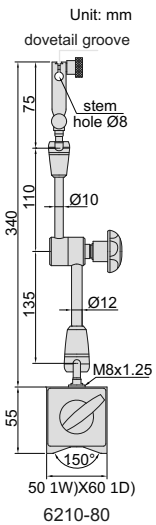

6210-80

6210-80

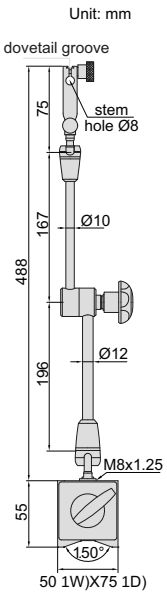

6210-100

6210-100

- For digital/dial indicators and dial test indicators

Code	Magnetic force	Applicable holding stem	Remark
6210-81	80kgf	Ø8mm	with fine adjustment and dovetail groove
6210-80	80kgf	Ø8mm	with fine adjustment and dovetail groove
6210-100	100kgf	Ø8mm	with fine adjustment and dovetail groove

11

UNIVERSAL MAGNETIC STAND (ECONOMIC TYPE)

ATTENTION: LOW LOCKING FORCE

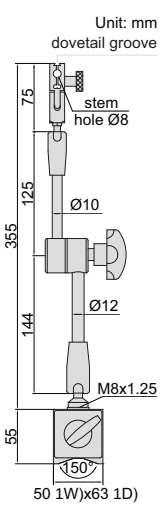

- For digital/dial indicators and dial test indicators

6208-80A

Code	Magnetic force	Applicable holding stem	Remark
6208-80A	80kgf	Ø8mm	with fine adjustment and dovetail groove

https://precishop.hu

MAGNETIC STAND WITH TWO FINE ADJUSTMENTS

- With two fine adjustments on the head and on the base
- For digital/dial indicators and dial test indicators

Code	Magnetic force	Applicable holding stem	Remark
6272-80	80kgf	Ø8mm	with two fine adjustments and dovetail groove

6272-80

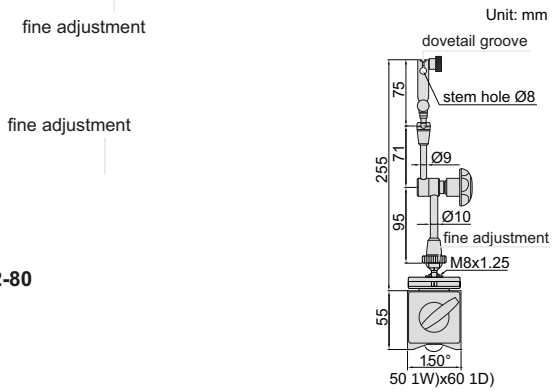

HYDRAULIC MINI MAGNETIC STAND

ATTENTION: FOR DIAL TEST INDICATORS ONLY

- For dial test indicators
- With fine adjustment and dovetail groove
- +djustable h draulic force

Code	Magnetic force	Applicable holding stem
6228-40	40kgf	Ø8mm

6228-40

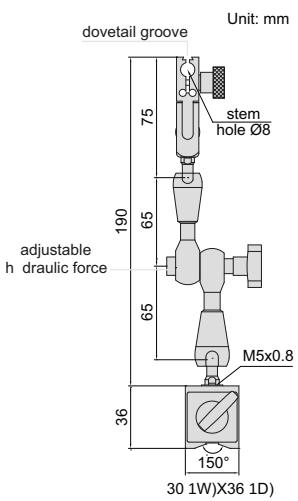

MINI MAGNETIC STAND

ATTENTION: FOR DIAL TEST INDICATORS ONLY

- For dial test indicators
- With fine adjustment and dovetail groove

Code	Magnetic force	Applicable holding stem
6224-40	40kgf	Ø8mm

6224-40

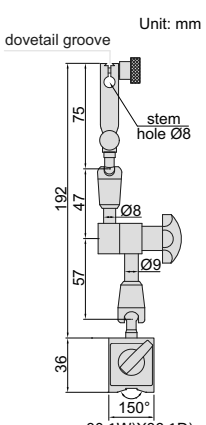

https://precishop.hu

MAGNETIC STANDS

POPULAR MODEL

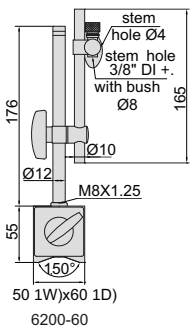

6200-60

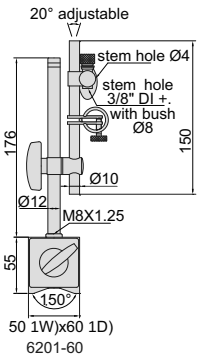

6201-60

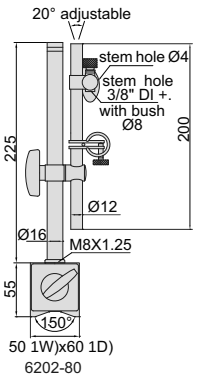

6202-80

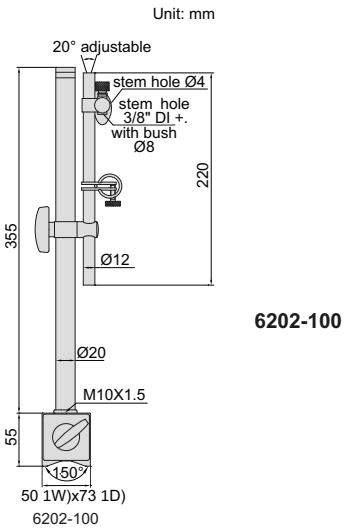

6202-100

- For digital/dial indicators and dial test indicators

Code	Magnetic force	Applicable holding stem	Remark
6200-60	60kgf	Ø8mm, Ø4mm, 3/8" DI +.	without fine adjustment
6201-60	60kgf	Ø8mm, Ø4mm, 3/8" DI +.	with fine adjustment
6202-80	80kgf	Ø8mm, Ø4mm, 3/8" DI +.	with fine adjustment
6202-100	100kgf	Ø8mm, Ø4mm, 3/8" DI +.	with fine adjustment

MAGNETIC STAND (FOR 0.001MM DIAL AND TEST INDICATORS)

- For 0.001mm and 0.01mm dial and test indicators

Code	Magnetic force	Applicable holding stem	Remark
6221-80	80kgf	Ø8mm	with fine adjustment and dovetail groove

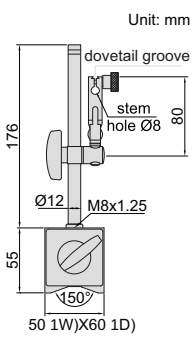

6221-80

MAGNETIC STAND

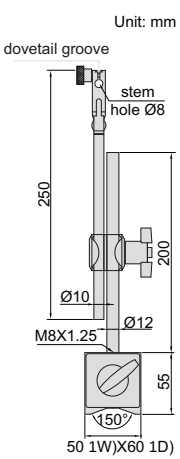

- For digital/dial indicators and dial test indicators

Code	Magnetic force	Applicable holding stem	Remark
6216-80	80kgf	Ø8mm	with fine adjustment and dovetail groove

6216-80

https://precishop.hu

MAGNETIC STAND FOR UNEVEN SURFACES

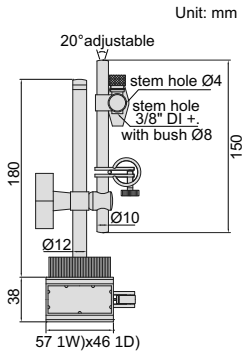

6215-60

- For digital/dial indicators and dial test indicators
- With fine adjustment

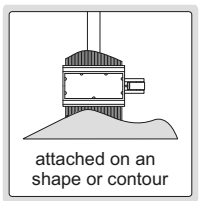

Code	Magnetic force	Applicable holding stem
6215-60	60kgf	Ø8mm, Ø4mm, 3/8" DI +.

MINI MAGNETIC STAND

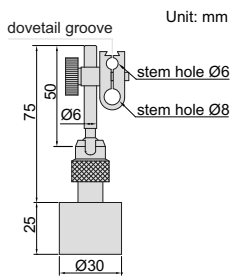

6211-10

ATTENTION: FOR DIAL TEST INDICATORS ONLY

- For dial test indicators
- With dovetail groove

Code	Magnetic force	Applicable holding stem
6211-10	10kgf	Ø6mm, Ø8mm

FLEX ARM MAGNETIC STAND

ATTENTION: FOR DIAL TEST INDICATORS ONLY

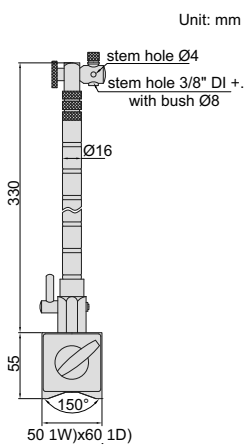

6207-80A

- For dial test indicators

Code	Magnetic force	Applicable holding stem
6207-80A	80kgf	Ø8mm, Ø4mm, 3/8" DI +.

MAGNETIC BASES

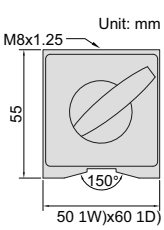

6212-80

6212-80

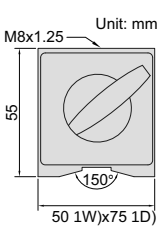

6212-100

6212-100

Code	Magnetic force
6212-80	80kgf
6212-100	100kgf

https://precishop.hu

VACUUM STAND

- Suitable for granite surface plates or cast iron surface plates
- For digital/dial indicators and dial test indicators

Code	Diameter of vacuum disc	Vacuum force	Applicable holding stem	Remark
6217-B	Ø80mm	80kgf	Ø8mm	with fine adjustment and dovetail groove

6217-B

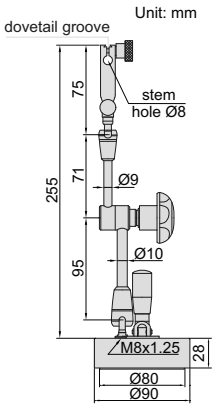

UNIVERSAL STAND

- For digital/dial indicators and dial test indicators
- With fine adjustment

Code	Applicable holding stem
6214-A	Ø8mm, Ø4mm, 3/8" DI +.

6214-A

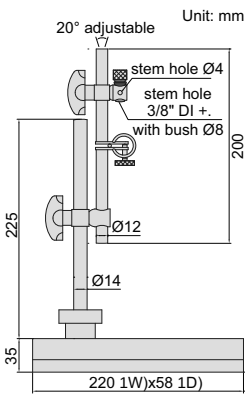

DIAL INDICATOR STANDS (NON-MAGNETIC)

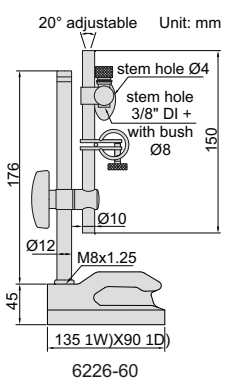

6226-60

6226-60

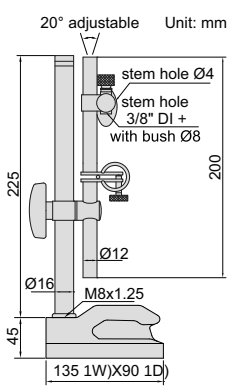

6226-80

6226-80

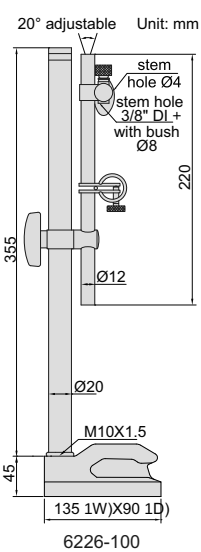

6226-100

6226-100

Code	Applicable holding stem	Remark
6226-60	Ø8mm, Ø4mm, 3/8" DI +	with fine adjustment
6226-80	Ø8mm, Ø4mm, 3/8" DI +	with fine adjustment
6226-100	Ø8mm, Ø4mm, 3/8" DI +	with fine adjustment

- Hardened base
- Suitable for granite surface plates and cast iron surface plates
- For digital/dial indicators and dial test indicators

https://precishop.hu

DIAL INDICATOR STAND (FOR 0.001MM DIAL AND TEST INDICATORS)

- Non-magnetic and hardened base
- Suitable for granite surface plates or cast iron surface plates
- For 0.001mm and 0.01mm dial and test indicators

Code	Applicable holding stem	Remark
6230-60	Ø8mm	with fine adjustment and dovetail groove

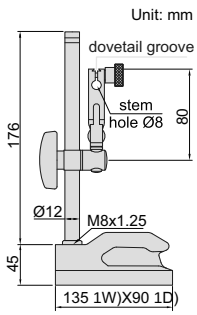

6230-60

DIAL INDICATOR STAND (NON-MAGNETIC)

- Hardened base
- Suitable for granite surface plates and cast iron surface plates
- For digital/dial indicators and dial test indicators

Code	Applicable holding stem	Remark
6227-80	Ø8mm	with fine adjustment and dovetail groove

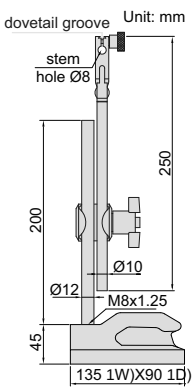

6227-80

11

UNIVERSAL DIAL INDICATOR STANDS (NON-MAGNETIC)

- Hardened base
- Suitable for granite surface plates and cast iron surface plates
- For digital/dial indicators and dial test indicators

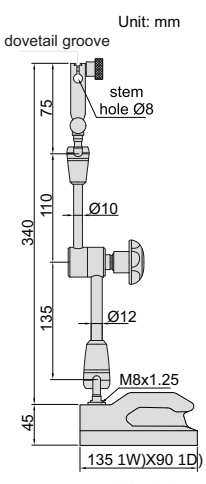

6225-80

6225-80

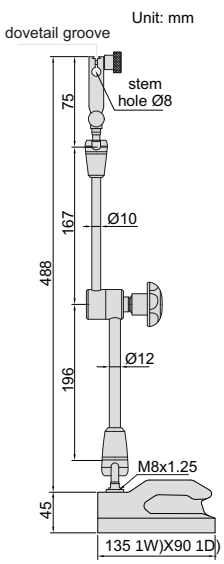

6225-100

6225-100

Code	Applicable holding stem	Remark
6225-80	Ø8mm	with fine adjustment and dovetail groove
6225-100	Ø8mm	with fine adjustment and dovetail groove

https://precishop.hu

DIAL INDICATOR STANDS

6876-150

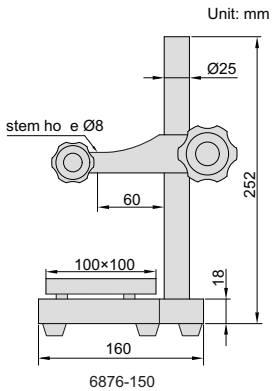

6876-150D

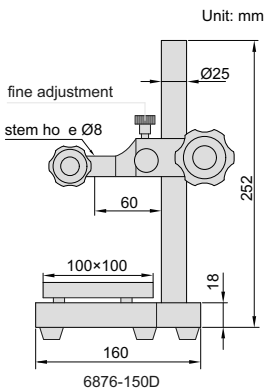

Code	Applicable holding stem	Anvil	Remark
6876-150	Ø8mm	ceramic, p ain, f atness 1.5μm	without fine adjustment
6876-150D	Ø8mm	ceramic, p ain, f atness 1.5μm	with fine adjustment, fine adjustment range 3mm

- Vertica trave of ho der: 150mm
- Ceramic anvi
- Supp ied with dust cover

GRANITE DIAL INDICATOR STANDS (BASIC TYPE)

POPULAR MODEL

6841-170

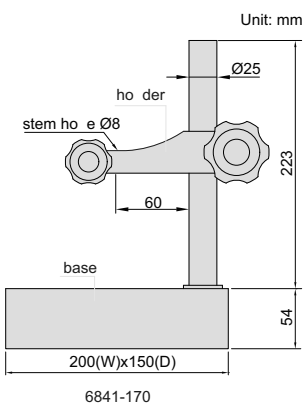

6841-170D

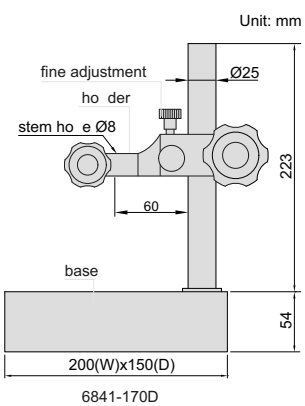

Code	Applicable holding stem	Base	Remark
6841-170	Ø8mm	f atness 2.5μm	without fine adjustment
6841-170D	Ø8mm	f atness 2.5μm	with fine adjustment, fine adjustment range 3mm

- Vertica trave of ho der: 170mm
- Supp ied with dust cover

GRANITE DIAL INDICATOR STAND

- Vertica trave of ho der: 150mm
- Fine adjustment range: 2mm
- Supp ied with dust cover

6866-150

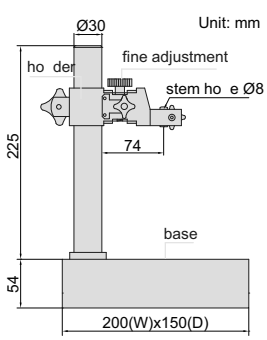

Code	Applicable holding stem	Base
6866-150	Ø8mm	f atness 2.5μm

https://precishop.hu

DATA OUTPUT

DIGITAL GROOVE MEASUREMENT STANDS

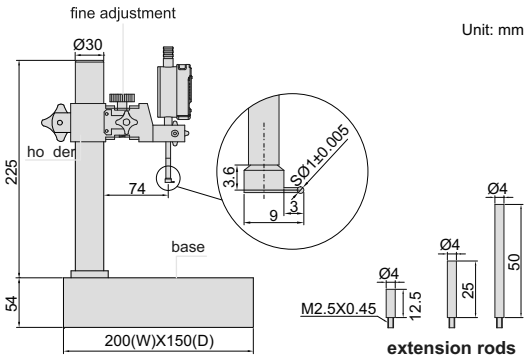

6870-150

- Button function: on/off, zero, mm/inch, measuring direction change, data preset, abso ute/incrementa measurement
- Vertica trave of ho der: 150mm
- Fine adjustment range: 2mm
- CR2032 battery, automatic power off (time is adjustab e)
- Data output
- Supp ied with extension rods: 12.5mm (1 pc), 25mm (1 pc), 50mm (1 pc)
- Supp ied with groove point and dust cover
- Optiona accessory: data output cab e (code **7315-50M need receiver** page 5, **7302-40M** page 13)

measure width (b) and depth (a) of groove

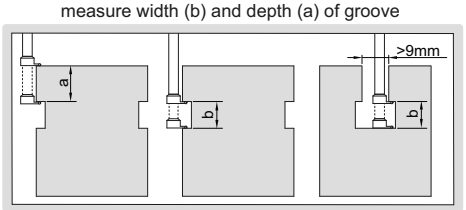

Code	Digital indicator stroke	Digital indicator resolution	Accuracy	Applicable holding stem	Base
6870-150	12.7mm/0.5"	0.01mm/0.0005"	±20μm	Ø8mm	f atness 2.5μm
6870-1501	12.7mm/0.5"	0.001mm/0.00005"	±5μm	Ø8mm	f atness 2.5μm

GRANITE DIAL INDICATOR STANDS

11

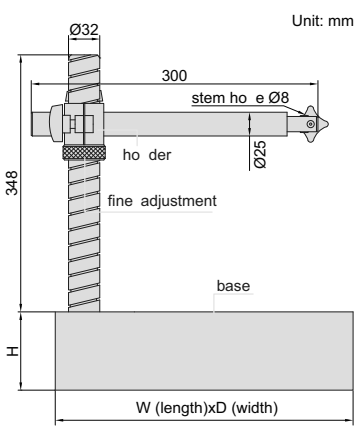

- Vertica trave of ho der: 250mm
- Fine adjustment range: entire stroke
- Supp ied with dust cover

6867-250

6867-400

Code	Applicable holding stem	W	D	H	Base
6867-250	Ø8mm	300mm	300mm	75mm	f atness 2.8μm
6867-400	Ø8mm	400mm	300mm	100mm	f atness 3μm

https://precishop.hu

DIAL INDICATOR STANDS

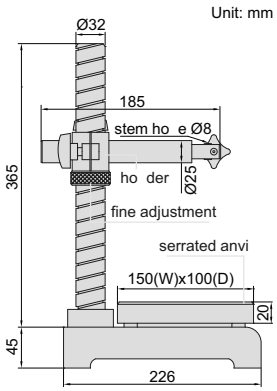

- Vertica trave of ho der: 250mm
- Fine adjustment range: entire stroke
- Supp ied with dust cover

6864-250 **6864-250T**

Code	Applicable holding stem	Anvil
6864-250	Ø8mm	stee (hardness HRC60±2), serrated, f atness 1.5μm
6864-250T	Ø8mm	ceramic, serrated, f atness 1.5μm

11

DIAL INDICATOR STANDS

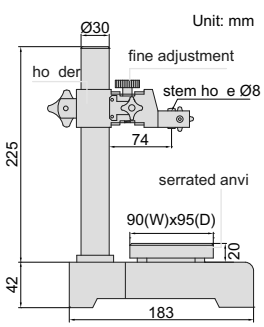

- Vertica trave of ho der: 150mm
- Fine adjustment range: 2mm
- Supp ied with dust cover

6863-150 **6863-150T**

Code	Applicable holding stem	Anvil
6863-150	Ø8mm	stee (hardness HRC60±2), serrated, f atness 1.5μm
6863-150T	Ø8mm	ceramic, serrated, f atness 1.5μm

https://precishop.hu

DIAL INDICATOR STANDS

serrated anvi

6862-1001

6862-1002

Unit: mm

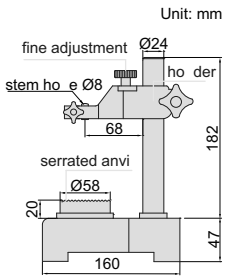

6862-1001
6862-1001T

serrated anvi

6862-1001T

6862-1002T

Unit: mm

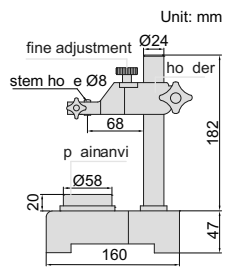

6862-1002
6862-1002T

Code	Applicable holding stem	Anvil
6862-1001	Ø8mm	stee (hardness HRC60±2), serrated, f atness 1.5μm
6862-1002	Ø8mm	stee (hardness HRC60±2), p ain, f atness 1.5μm
6862-1001T	Ø8mm	ceramic, serrated, f atness 1.5μm
6862-1002T	Ø8mm	ceramic, p ain, f atness 1.5μm

- Vertica trave of ho der: 100mm
- Fine adjustment range: 2mm
- Supp ied with dust cover

11

HEAVY DUTY DIAL INDICATOR STAND

- Vertica trave of ho der: 300mm
- Fine adjustment range: 5mm
- Carbide base
- Supp ied with dust cover
- Optiona accessory:
  ho der with stem ho e Ø28 (code **6869-D28**)

Unit: mm

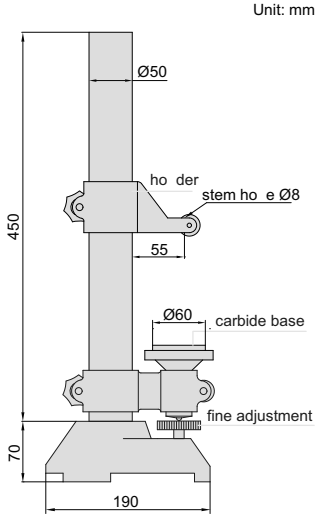

Code	Applicable holding stem	Base
6869-300	Ø8mm	p ain, f atness 1μm, carbide

6869-300

https://precishop.hu

DIAL INDICATOR STAND

GAGE BLOCKS ARE NEEDED FOR ZERO SETTING

digital/dial indicator is optional

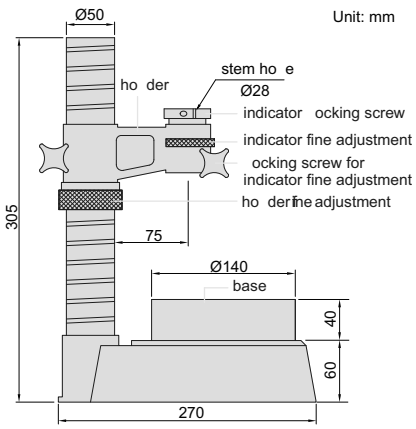

6842-150

VIDEO

ocating fork for workpiece (inc uded)



rotary ever probe (inc uded)



base with step (inc uded)



- Vertica trave of ho der: 180mm
- Ho der fine adjustment range: entire stroke
- Indicator fine adjustment range: 10mm
- Optiona accessory: Ø28mm/Ø8mm bush (code **6843-B8**), 0.001mm digita /dia indicators, high precision digita indicators (code **2140-6**, **2140-6WL**), gage b ocks (**4101** series, for zero setting)

Code	Applicable holding stem	Base
6842-150	Ø28mm	f atness 2μm

the tip of rotary ever probe can reach narrow areas

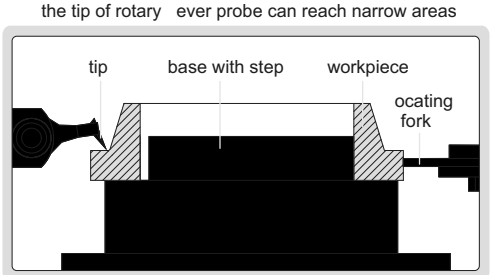

Ø28mm/Ø8mm bush (optional)

app ication

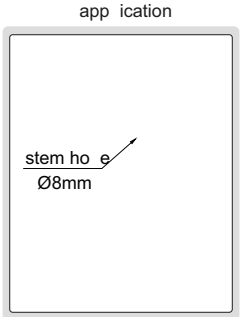

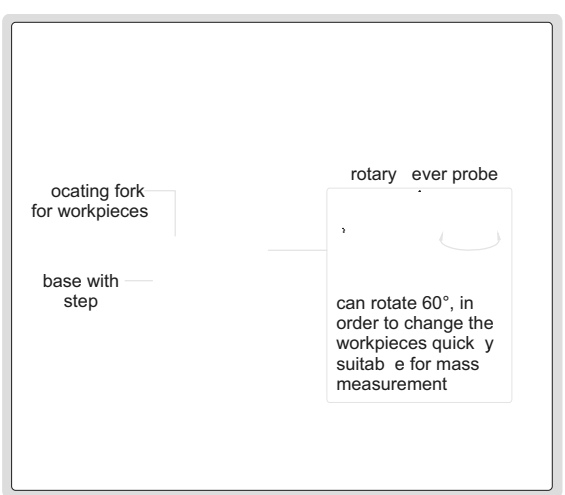

Code
6843-B8

https://precishop.hu

DIAL INDICATOR STAND

GAGE BLOCKS ARE NEEDED FOR ZERO SETTING



digital/dial indicator is optional

grid anvi

6846-140

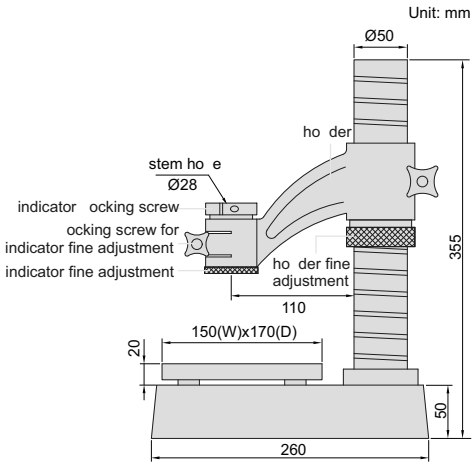

- Vertica trave of ho der: 140mm
- Ho der fine adjustment range: entire stroke
- Indicator fine adjustment range: 3mm
- Optiona accessory: Ø28mm/Ø8mm bush (code**6843-B8**), 0.001mm digita /dia indicators, high precision digita indicators (code **2140-6**, **2140-6WL**), gage b ocks (**4101**series, for zero setting)

Code	Applicable holding stem	Anvil
6846-140	Ø28mm	grid, f atness 1μm

Ø28mm/Ø8mm bush (optional)

Code
6843-B8

app ication

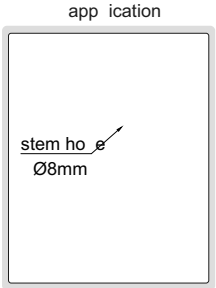

DIAL INDICATOR STAND

GAGE BLOCKS ARE NEEDED FOR ZERO SETTING

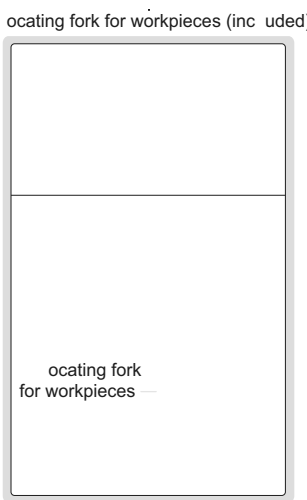

digital/dial indicator is optional

serrated anvi

6845-100

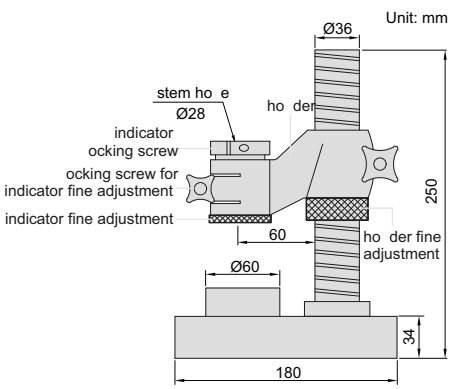

- Vertica trave of ho der: 100mm
- Ho der fine adjustment range: entire stroke
- Indicator fine adjustment range: 3mm
- Optiona accessory: Ø28mm/Ø8mm bush (code**6843-B8**), 0.001mm digita /dia indicators, high precision digita indicators (code **2140-6**, **2140-6WL**), gage b ocks (**4101**series, for zero setting)

Code	Applicable holding stem	Anvil
6845-100	Ø28mm	serrated, f atness 1μm

Ø28mm/Ø8mm bush (optional)

Code
6843-B8

app ication

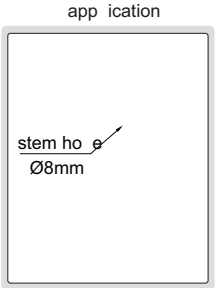

https://precishop.hu

TRANSFER STANDS

app ication



rigid construction, designed to make comparison height measurement (set zero with gage b ock then measure height of workpiece) with dia indicators or digita indicators (variation of measuring force is high)

Unit: mm

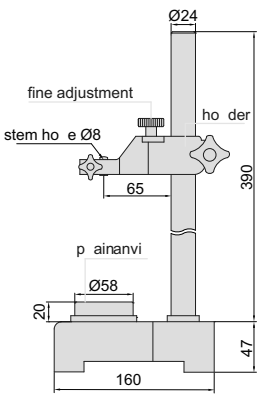

6865-300 **6865-300T**

- Vertica trave of ho der: 335mm
- Fine adjustment range: 2mm
- Supp ied with dust cover

Code	Applicable holding stem	Anvil
6865-300	Ø8mm	stee (hardness HRC60±2), p ain, f atness 1.5μm
6865-300T	Ø8mm	ceramic, p ain, f atness 1.5μm

DIGITAL HEIGHT GAGES

REFER TO PAGE 85-87 FOR DETAILS

1155-505 **1157-501** **1158-100**

https://precishop.hu

I ter a Ca iper Gages
Page 2 0-2 4

Exter a Ca iper Gages
Page 2 4-2 5

Thick ess Gages
Page 2 6-292



ubber Thick ess Gages
Page 292



Tube Thick ess Gages
Page 293-294



aw Teeth etti g Gages
Page 294



ap Gages
Page 294-297



tep A d Gap Gages
Page 29



Mi i Digita Height Gages
Page 29 -299



Height Gages
Page 299-300



Cra kshaft Testers
Page 300

https://precishop.hu

DIGITAL INTE NAL CALIPE GAGE

DATA OUTPUT

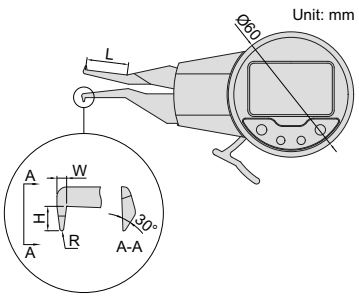

2121-15

- Resolution: 0 005mm/0 0002"
- Reading in digit and analog
- Display can be rotated by 170º
- Button function: tolerance Go and No-Go display, data preset, max /min measurement, data holding, inch/metric conversion, absolute/incremental measurement
- CR2032 battery, automatic power off
- Data output
- Optional accessory: data output cable (code **7315-30 eed receiver** page 4, **7302-30** page 12)

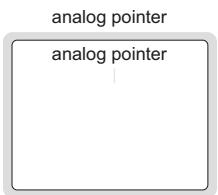

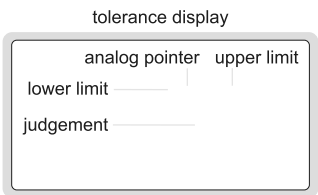

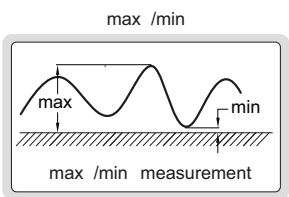

(mm)

Code	a ge	Accuracy	epeatabi ity	L	H	W	
2121-15	5-15mm/0 2-0 6"	±0 03mm	0 01mm	20	2	1 5	R0 3
2121-25	5-25mm/0 2-1 0"	±0 03mm	0 01mm	35	1 5	1 0	R0 3
2121-31	10-30mm/0 4-1 2"	±0 03mm	0 01mm	55	5 5	2 5	R0 5
2121-41	20-40mm/0 8-1 6"	±0 03mm	0 01mm	80	6 0	3 0	R0 5
2121-51	30-50mm/1 2-2 0"	±0 03mm	0 01mm	80	8 0	3 0	R0 5
2121-61	40-60mm/1 6-2 4"	±0 03mm	0 01mm	80	8 0	3 0	R0 5

12

INTE NAL DIAL CALIPE GAGE

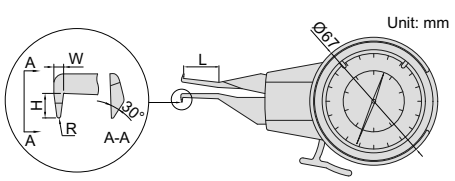

2222-15

(mm)

Code	a ge	Graduatio	Accuracy	L	H	W	
2222-15	5-15mm	0 01mm	±0 03mm	20	2	1 5	R0 3
2222-25	5-25mm	0 01mm	±0 03mm	35	1 5	1 0	R0 3
2222-301	10-30mm	0 01mm	±0 03mm	55	5 5	2 5	R0 5
2222-401	20-40mm	0 01mm	±0 03mm	80	6 0	3 0	R0 5
2222-501	30-50mm	0 01mm	±0 03mm	80	8 0	3 0	R0 5
2222-60	40-60mm	0 01mm	±0 03mm	80	8 0	3 0	R0 5

https://precishop.hu

DATA OUTPUT

DIGITAL INTE NAL CALIPE GAGE

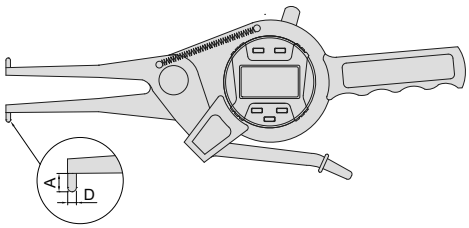

- Carbide measuring tips
- Reading in digit and analog
- With transmission button and signal light
- Display can be rotated by 320º
- Button function: on/off, zero, tolerance Go and No-Go display, data preset, measuring direction change, max /min /TIR measurement, inch/metric conversion, data output, absolute/incremental measurement
- CR2032 battery, automatic power off (time is adjustable)
- Data output
- Optional accessory: data output cable (code **7315-50M eed receiver** page 5, **7302-50M** page 13)

2151-35

(mm)

Code	a ge	eso utio	Accuracy	L	A	D
2151-35	15-35mm/0 6-1 4"	0 01mm/0 0005"	±0 04mm	<50	3	Ø3
2151-AL35	15-35mm/0 6-1 4"	0 01mm/0 0005"	±0 04mm	<200	3	Ø3
2151-55	35-55mm/1 4-2 2"	0 01mm/0 0005"	±0 04mm	<80	6	Ø3
2151-AL55	35-55mm/1 4-2 2"	0 01mm/0 0005"	±0 04mm	<250	8	Ø3
2151-75	55-75mm/2 2-3"	0 01mm/0 0005"	±0 04mm	<90	8	Ø3
2151-AL75	55-75mm/2 2-3"	0 01mm/0 0005"	±0 04mm	<250	8	Ø3
2151-95	75-95mm/3-3 8"	0 01mm/0 0005"	±0 04mm	<100	8	Ø3
2151-115	95-115mm/3 8-4 6"	0 01mm/0 0005"	±0 04mm	<120	10	Ø3 2
2151-135	115-135mm/4 6-5 4"	0 01mm/0 0005"	±0 04mm	<120	10	Ø3 2

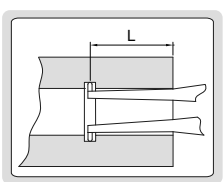

INTE NAL DIAL CALIPE GAGE

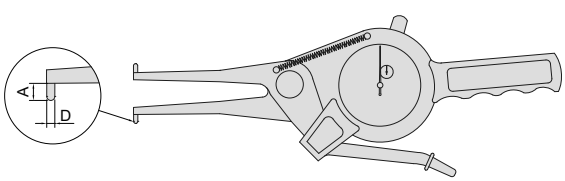

2321-35

- Carbide measuring tips

(mm)

Code	a ge	Graduatio	Accuracy	L	A	D
2321-35	15-35mm	0 01mm	±0 04mm	<50	3	Ø3
2321-AL35	15-35mm	0 01mm	±0 04mm	<200	3	Ø3
2321-55	35-55mm	0 01mm	±0 04mm	<80	6	Ø3
2321-AL55	35-55mm	0 01mm	±0 04mm	<250	8	Ø3
2321-75	55-75mm	0 01mm	±0 04mm	<90	8	Ø3
2321-AL75	55-75mm	0 01mm	±0 04mm	<250	8	Ø3
2321-95	75-95mm	0 01mm	±0 04mm	<100	8	Ø3
2321-115	95-115mm	0 01mm	±0 04mm	<120	10	Ø3 2
2321-135	115-135mm	0 01mm	±0 04mm	<120	10	Ø3 2

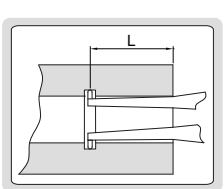

https://precishop.hu

LA GE ANGE INTE NAL DIAL CALIPE GAGE

2334-155

Unit: mm

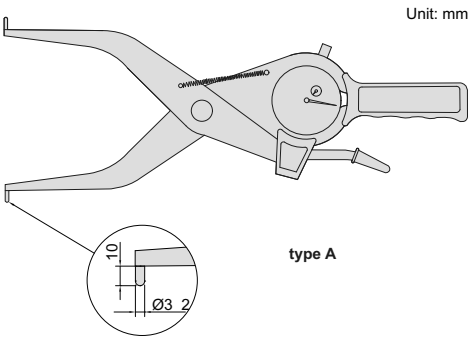

type A

2334-335

Unit: mm

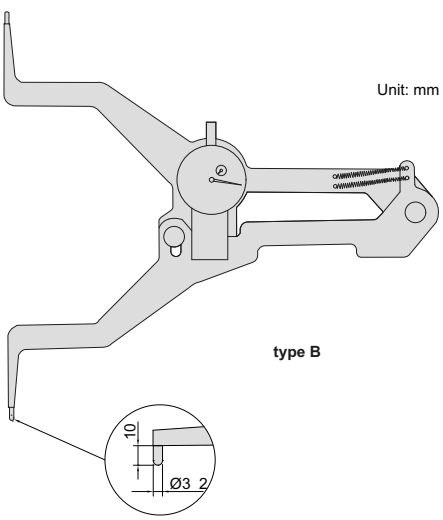

type B

- Carbide measuring tips

(mm)

Code	a ge	Graduatio	Accuracy	Type	L
2334-155	135-155mm	0 01mm	±0 04mm	A	<200
2334-175	155-175mm	0 01mm	±0 04mm	A	<200
2334-195	175-195mm	0 01mm	±0 04mm	A	<200
2334-215	195-215mm	0 01mm	±0 04mm	A	<200
2334-235	215-235mm	0 01mm	±0 04mm	A	<200
2334-255	235-255mm	0 01mm	±0 04mm	A	<200
2334-275	255-275mm	0 01mm	±0 04mm	A	<200
2334-295	275-295mm	0 01mm	±0 04mm	A	<200
2334-315	295-315mm	0 01mm	±0 04mm	A	<200
2334-335	315-335mm	0 01mm	±0 04mm	B	<200
2334-355	335-355mm	0 01mm	±0 04mm	B	<200
2334-375	355-375mm	0 01mm	±0 04mm	B	<200

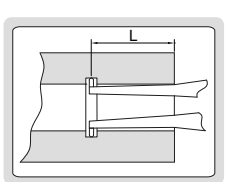

https://precishop.hu

INTE NAL DIAL CALIPE GAGE WITH INTE CHANGEABLE POINT

Unit: mm

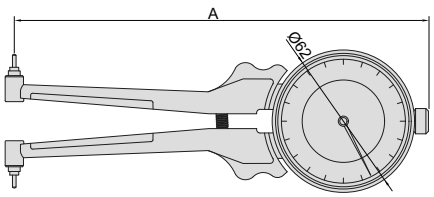

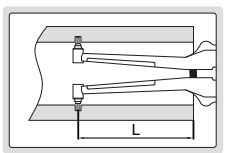

2223-153

Code	a ge	Dia i dicator ra ge	Graduatio	Accuracy	A	L	emark
2223-35	20-35mm	2mm	0 01mm	±0 02mm	164mm	<70mm	supplied with 7 pairs of points
2223-62	30-62mm	2mm	0 01mm	±0 02mm	170mm	<75mm	supplied with 5 pairs of points
2223-153	55-153mm	2mm	0 01mm	±0 02mm	179mm	<90mm	supplied with 6 pairs of points

2223-35 points (included)

Unit: mm

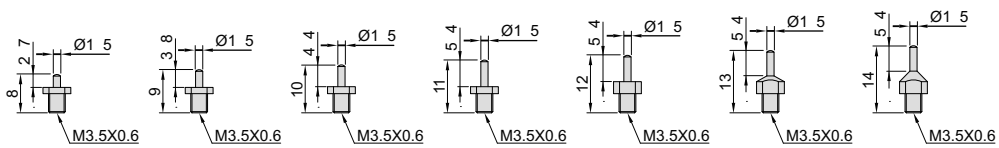

range 20-23mm | range 22-25mm | range 24-27mm | range 26-29mm | range 28-31mm | range 30-33mm | range 32-35mm

2223-62 points (included)

Unit: mm

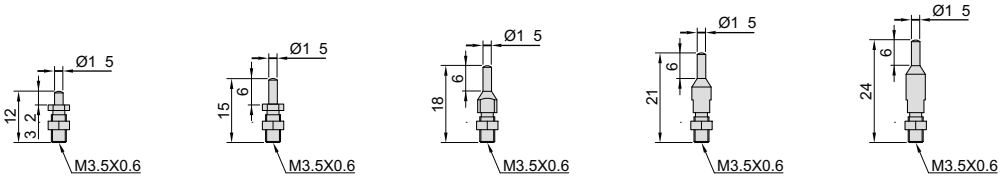

range 30-38mm | range 36-44mm | range 42-50mm | range 48-56mm | range 54-62mm

2223-153 points (included)

Unit: mm

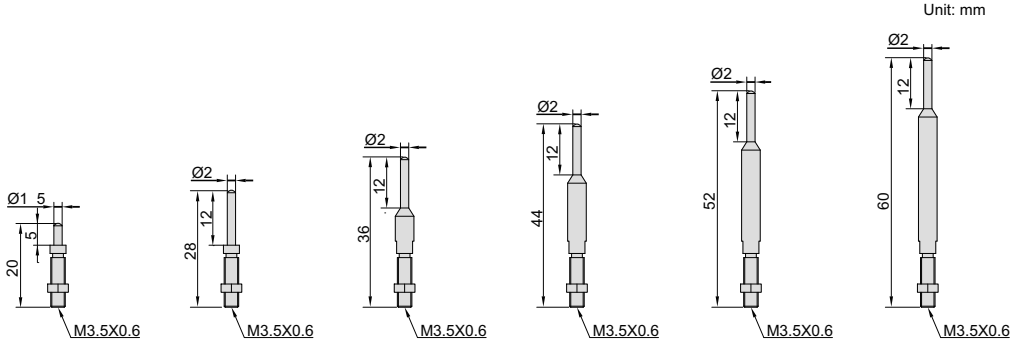

range 55-73mm | range 71-89mm | range 87-105mm | range 103-121mm | range 119-137mm | range 135-153mm

https://precishop.hu

DIGITAL INTE NAL CALIPE GAGE (ECONOMIC TYPE)

2711-165

Unit: mm

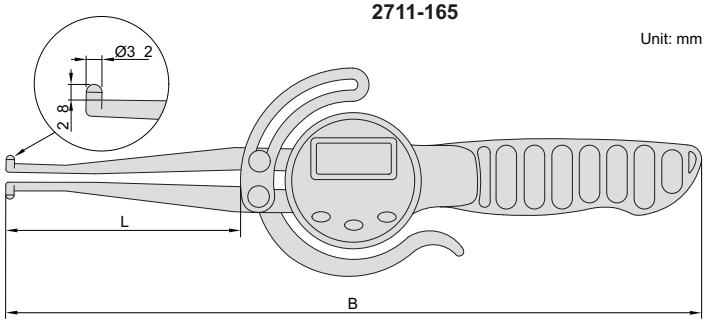

sizes to be measured

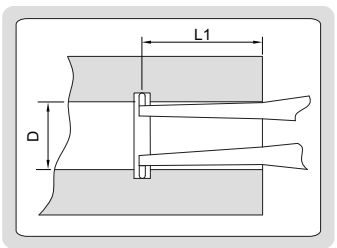

- Button function: on/off, zero, mm/inch, data hold
- Battery CR2032, automatic power off

(mm)

Code	a ge	eso utio	Accuracy	epeatabi ity	L	B
2711-165	12 7-165mm/0 5-6 5"	0 1mm/0 01"	±0 3mm	0 2mm	85	252
2711-216	12 7-216mm/0 5-8 5"	0 1mm/0 01"	±0 3mm	0 2mm	160	327

(mm)

Code 2711-165		Code 2711-216	
D	L1	D	L1
Ø13	<42	Ø13	<50
Ø15	<45	Ø15	<55
Ø17	<50	Ø17	<60
Ø20	<60	Ø20	<65
Ø25	<75	Ø25	<75
Ø27	<80	Ø30	<95
Ø29~165	<85	Ø35~216	<160

DIGITAL EXTE NAL CALIPE GAGE

DATA OUTPUT

- Resolution: 0 005mm/0 0002"
- Reading in digit and analog
- Display can be rotated by 170º
- Button function: tolerance Go and No-Go display, data preset, max /min measurement, data holding, inch/metric conversion, absolute/incremental measurement
- CR2032 battery, automatic power off
- Data output
- Optional accessory: data output cable (code **7315-30 eed receiver** page 4, **7302-30** page 12)

analog pointer

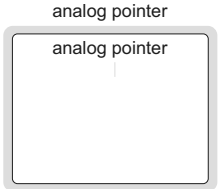

tolerance display



max /min

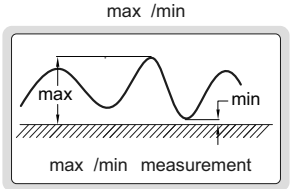

Code	a ge	Accuracy	epeatabi ity	L	H	W	
2131-21	0-20mm/0-0 8"	±0 03mm	0 01mm	80mm	25mm	6 5mm	R0 5mm
2131-31	10-30mm/0 4-1 2"	±0 03mm	0 01mm	80mm	25mm	6 5mm	R0 5mm
2131-41	20-40mm/0 8-1 6"	±0 03mm	0 01mm	80mm	25mm	6 5mm	R0 5mm
2131-51	30-50mm/1 2-2 0"	±0 03mm	0 01mm	80mm	25mm	6 5mm	R0 5mm
2131-61	40-60mm/1 6-2 4"	±0 03mm	0 01mm	80mm	25mm	6 5mm	R0 5mm

2131-21

Unit: mm

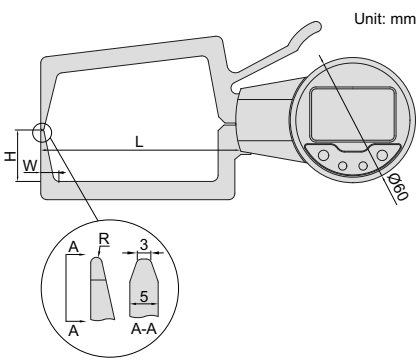

https://precishop.hu

EXTE NAL DIAL CALIPE GAGE

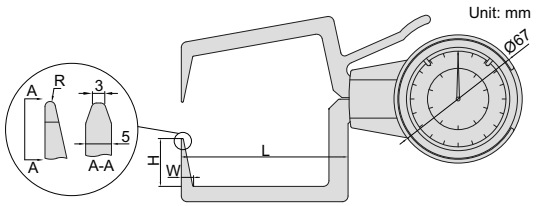

(mm)

Code	a ge	Graduatio	Accuracy	L	H	W	
2333-201	0-20mm	0 01mm	±0 03mm	80	25	6 5	R0 5
2333-301	10-30mm	0 01mm	±0 03mm	80	25	6 5	R0 5
2333-401	20-40mm	0 01mm	±0 03mm	80	25	6 5	R0 5
2333-501	30-50mm	0 01mm	±0 03mm	80	25	6 5	R0 5
2333-601	40-60mm	0 01mm	±0 03mm	80	25	6 5	R0 5

2333-201

DIGITAL EXTE NAL CALIPE GAGE

DATA OUTPUT

- Carbide measuring tips
- Reading in digit and analog
- With transmission button and signal light
- Display can be rotated by 320º
- Button function: on/off, zero, tolerance Go and No-Go display, data preset, measuring direction change, max /min /TIR measurement, inch/metric conversion, absolute/incremental measurement, data output
- CR2032 battery
- Automatic power off (time is adjustable)
- Data output
- Optional accessory: data output cable (code **7315-50M eed receiver** page 5, **7302-50M** page 13)

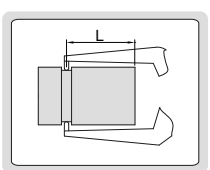

Code	a ge	eso utio	Accuracy	L
2132-20	0-20mm/0-0 8"	0 01mm/0 0005"	±0 04mm	<60mm
2132-40	20-40mm/0 8-1 6"	0 01mm/0 0005"	±0 04mm	<60mm
2132-60	40-60mm/1 6-2 4"	0 01mm/0 0005"	±0 04mm	<55mm
2132- 0	60-80mm/2 4-3 2"	0 01mm/0 0005"	±0 04mm	<55mm
2132-100	80-100mm/3 2-4"	0 01mm/0 0005"	±0 04mm	<55mm

data transmission signal light

press the button to transmit data

2132-20

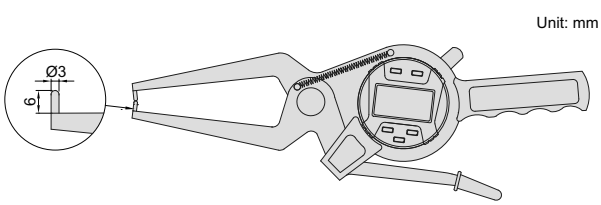

EXTE NAL DIAL CALIPE GAGE

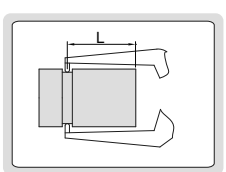

- Carbide measuring tips

(mm)

Code	a ge	Graduatio	Accuracy	L
2332-20	0-20mm	0 01mm	±0 04mm	<60
2332-40	20-40mm	0 01mm	±0 04mm	<60
2332-60	40-60mm	0 01mm	±0 04mm	<55
2332- 0	60-80mm	0 01mm	±0 04mm	<55
2332-100	80-100mm	0 01mm	±0 04mm	<55

2332-20

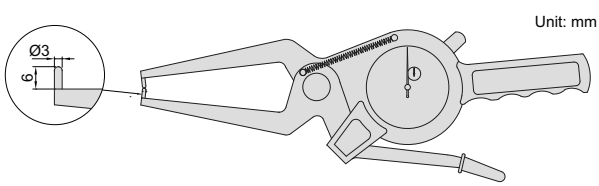

https://precishop.hu

DIGITAL THICKNE GAGE

POPULAR MODEL

DATA OUTPUT

- Ceramic spindle tip and anvil
- Button function: on/off, inch/mm, zero, data preset, change measuring direction, absolute/incremental measurement
- Keep preset data in memory after restart
- CR2032 battery, automatic power off (time is adjustable)
- Data output
- Optional accessory: data output cable (code **7315-50M eed receiver** page 5, **7302-50M** page 13)

Code	a ge	eso utio	Accuracy
2 71-10	0-10mm/0-0 4"	0 01mm/0 0005"	±0 02mm
2 71-101	0-10mm/0-0 4"	0 001mm/0 00005"	±0 005mm

Unit: mm

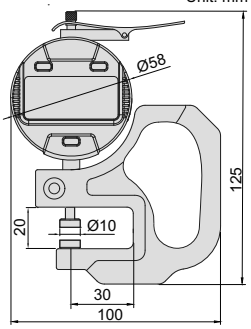

2 71-101

THICKNE GAGE

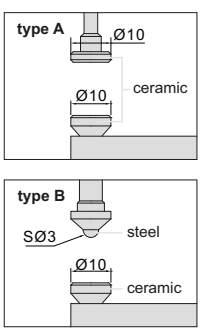

Unit: mm

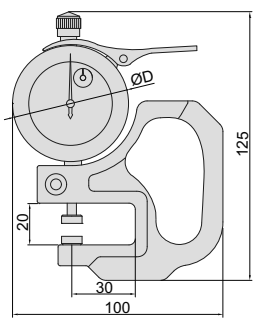

Code	a ge	Graduatio	Accuracy	Type	ØD
2364-10	0-10mm	0 01mm	±0 02mm	A	58mm
2364-10B	0-10mm	0 01mm	±0 02mm	B	58mm
2364-1	0-1mm	0 001mm	±0 005mm	A	56mm

2364-10

2364-1

THICKNE GAGE

Unit: mm

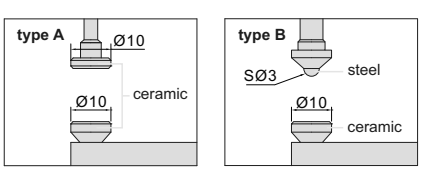

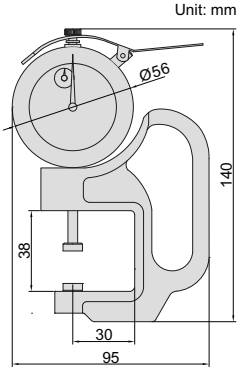

Code	a ge	Graduatio	Accuracy	Type
2366-30	0-30mm	0 01mm	±0 035mm	A
2366-30B	0-30mm	0 01mm	±0 035mm	B

2366-30

https://precishop.hu

DIGITAL THICKNE GAGE

DATA OUTPUT

measuring tips and anvils can be custom-made



Unit: mm

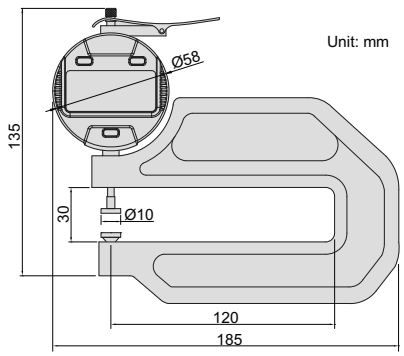

- Ceramic spindle tip and anvil
- Buttons: on/off, inch/mm, zero, data preset, change measuring direction, absolute/incremental measurement
- Keep preset data in memory after restart
- Battery CR2032, automatic power off (time is adjustable)
- Data output
- Optional accessory: data output cable (code **7315-50M eed receiver** page 5, **7302-50M** page 13)

2 72-10

Code	a ge	eso utio	Accuracy
2 72-10	0-10mm/0-0 4"	0 01mm/0 0005"	±0 02mm
2 72-101	0-10mm/0-0 4"	0 001mm/0 00005"	±0 01mm

THICKNE GAGE

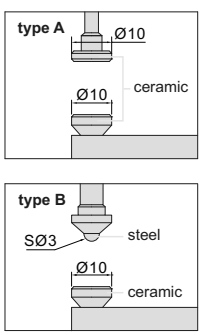

Unit: mm

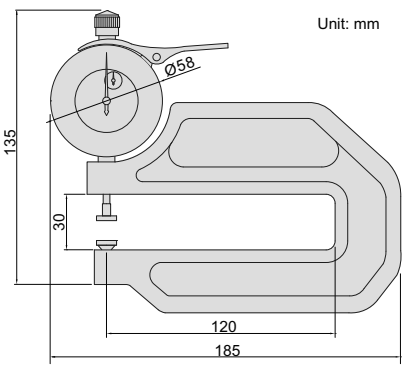

Code	a ge	Graduatio	Accuracy	Type
2365-10	0-10mm	0 01mm	±0 02mm	A
2365-20	0-20mm	0 01mm	±0 03mm	A
2365-10B	0-10mm	0 01mm	±0 02mm	B
2365-20B	0-20mm	0 01mm	±0 03mm	B

measuring tips and anvils can be custom-made



2365-10

12

THICKNE GAGE

SUITABLE FOR JEWELLERY



Unit: mm

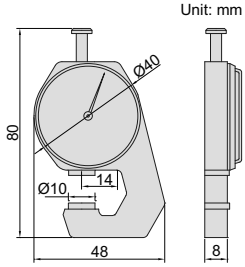

Code	a ge	Graduatio	Accuracy
2361-10	0-10mm	0 1mm	±0 05mm

2361-10

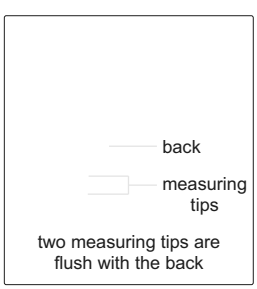

https://precishop.hu

THICKNESS GAGE

- Stainless steel spindle tip and anvil

Code	Range	Graduation	Accuracy
2363-10	0-10mm	0.01mm	±0.03mm

2363-10

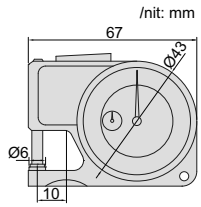

DIGITAL ROLLER THICKNESS GAGES

DATA OUTPUT

2877-4

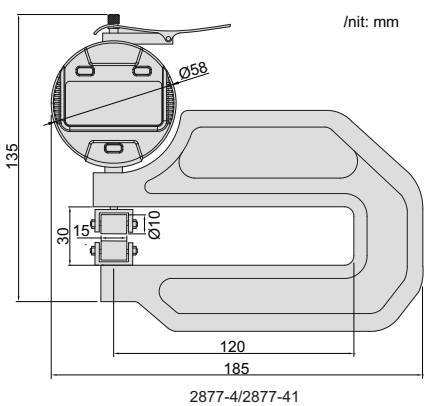

2877-4/2877-41

2877-10

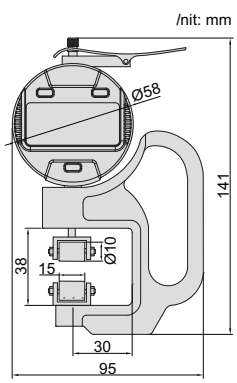

2877-10/2877-101

- Buttons: on/off, inch/mm, zero, data preset, change measuring direction, absolute/incremental measurement
- Keep preset data in memory after restart
- Battery CR2032, automatic power off (time is adjustable)
- Data output
- Optional accessory: data output cable (code **7315-50M need receiver** page 5, **7302-50M** page 13)

Code	Range	Resolution	Accuracy
2877-4	0-4.5mm/0-0.18"	0.01mm/0.0005"	±0.02mm
2877-41	0-4.5mm/0-0.18"	0.001mm/0.00005"	±0.01mm
2877-10	0-10mm/0-0.4"	0.01mm/0.0005"	±0.02mm
2877-101	0-10mm/0-0.4"	0.001mm/0.00005"	±0.01mm

https://precishop.hu

THICKNESS GAGES

INSIZE PLUS
MADE IN EU OPE

/nit: mm

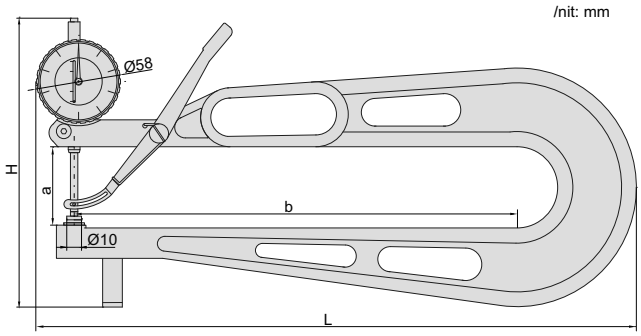

2875-30

Code	Range	Graduation	Accuracy	L	H	a	b
2875-30	0-30mm	0.1mm	±0.05mm	400mm	195mm	55mm	300mm
2875-50	0-50mm	0.1mm	±0.05mm	700mm	295mm	75mm	600mm

INSPECTION CERTIFICATE

DATA OUTPUT

DIGITAL THICKNESS GAGE

INSIZE PLUS
MADE IN EU OPE

12

/nit: mm

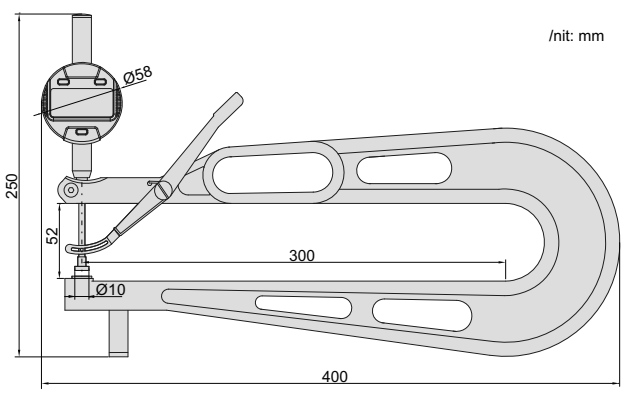

2860-25

- Buttons: on/off, inch/mm, zero, data preset, change measuring direction, absolute/incremental measurement
- Keep preset data in memory after restart
- Battery CR2032 , automatic power off (time is adjustable)
- Data output
- Optional accessory: data output cable (code **7315-50M need receiver** page 5, **7302-40M** page 13)

Code	Range	Resolution	Accuracy
2860-25	0-25.4mm/0-1"	0.01mm/0.0005"	±0.05mm

*Supplied with manufacturer inspection certificate

https://precishop.hu

HIGH PRECISION DIGITAL THICKNESS GAGES

ATTENTION: RECHARGEABLE BATTERY, FOR 12 HOURS CONTINUOUS WORKING

DATA OUTPUT

MEASURING TIPS AND ANVILS CAN BE CUSTOM-MADE

ABSOLUTE ENCODER, THE ORIGINAL DATA REMAINS AFTER POWER OFF

2879-10 **2879-30** **2879-60**

/nit: mm

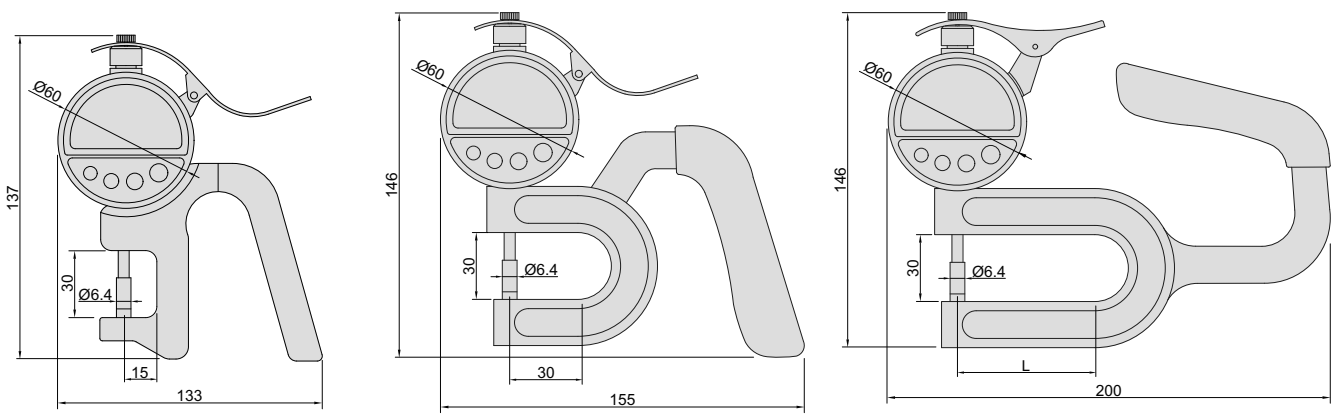

2879-10
2879-101

2879-30

2879-60
2879-100

- Absolute encoder, the original data remains after power off
- Button function: on/off, zero, tolerance, absolute/incremental measurement, max./min./TIR, data preset, mm/inch, data output, data hold
- Reading in digital and analog
- Power: rechargeable battery, for 12 hours continuous working
- Data output
- Supplied with data output cable (keyboard format)

Code	Range	Resolution	Accuracy	Repeatability	Measuring force	L
2879-10	0-10mm/0-0.4"	0.001mm/0.00005"	±0.002mm	0.001mm	0.5-1N	—
2879-101	0-10mm/0-0.4"	0.0005mm/0.00002"	±0.0015mm	0.0005mm	0.5-1N	—
2879-30	0-10mm/0-0.4"	0.001mm/0.00005"	±0.002mm	0.001mm	0.5-1N	—
2879-60	0-10mm/0-0.4"	0.001mm/0.00005"	±0.003mm	0.001mm	0.5-1N	60mm
2879-100	0-10mm/0-0.4"	0.001mm/0.00005"	±0.004mm	0.001mm	0.5-1N	100mm

https://precishop.hu

THICKNESS GAGES

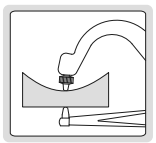

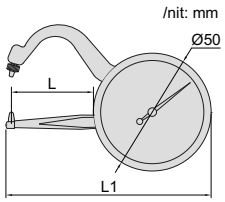

Code	Range	Graduation	Accuracy	L	L1
2862-101	0-10mm	0.05mm	±0.1mm	35mm	85mm
2862-102	0-10mm	0.05mm	±0.1mm	60mm	110mm

2862-101

THICKNESS GAGE

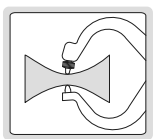

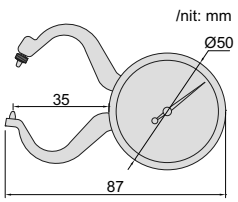

2863-10

Code	Range	Graduation	Accuracy
2863-10	0-10mm	0.05mm	±0.1mm

THICKNESS GAGE WITH POINTED TIPS

- Pointed tips fit into small grooves and recesses

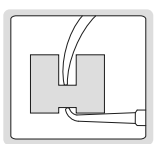

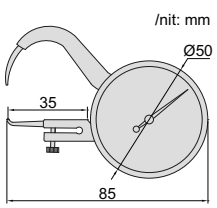

2866-10

Code	Range	Graduation	Accuracy
2866-10	0-10mm	0.05mm	±0.1mm

THICKNESS GAGE

- Main baby is made of hard plastic

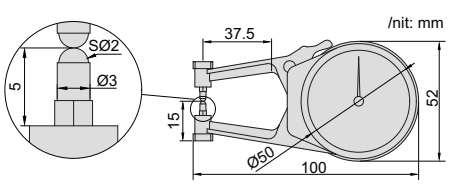

2870-10

Code	Range	Graduation	Accuracy
2870-10	0-10mm	0.1mm	±0.1mm

https://precishop.hu

DIGITAL THICKNESS GAGE

- Resolution: 0.01mm, 0.001", 1/64"
- Buttons: on/off, zero, unit (mm/in/fraction), data hold
- Battery CR2032, automatic power off



Code	Range	Accuracy	Repeatability
2710-25	0-25.4mm/0-1"	0.05mm	0.02mm

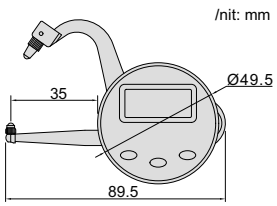

2710-25

DIGITAL RUBBER THICKNESS GAGES

DATA OUTPUT

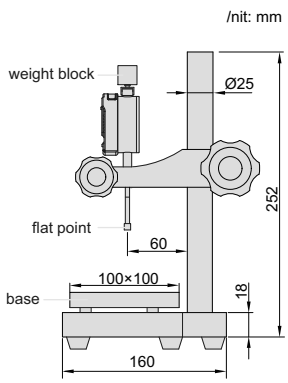

2878-6B

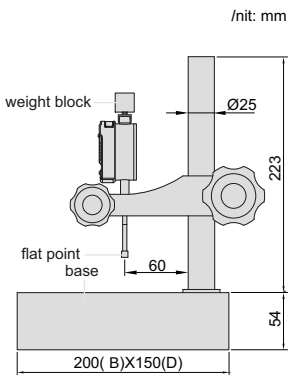

2878-71B

- Measure thickness of vulcanized rubber and plastic products
- Button function: on/off, inch/mm, zero, data preset, change measuring direction, absolute/incremental measurement
- CR2032 battery, automatic power off (time is adjustable)
- Supplied with dust cover
- Optional accessory: data output cable (code **7315-50M need receiver** page 5, **7302-50M** page 13), flat points, weight blocks

Code	Range	Resolution	Accuracy	Flat point diameter	Pressure	Base
2878-6A	12.7mm/0.5"	0.01mm/0.0005"	20μm	6mm	22kPa±5kPa	ceramic, plain, flatness 1.5μm
2878-6B	12.7mm/0.5"	0.001mm/0.00005"	5μm	6mm	22kPa±5kPa	ceramic, plain, flatness 1.5μm
2878-71A	12.7mm/0.5"	0.01mm/0.0005"	20μm	6mm	22kPa±5kPa	granite, plain, flatness 2.5μm
2878-71B	12.7mm/0.5"	0.001mm/0.00005"	5μm	6mm	22kPa±5kPa	granite, plain, flatness 2.5μm

Flat points and weight blocks 9**optional** :

Flat point	Flat point code	Pressure				
		10kPa±2kPa	22kPa±5kPa	20kPa±3kPa	70kPa±5kPa	1.6kPa±0.1kPa
		weight block code	weight block code	weight block code	weight block code	weight block code
Ø4mm	**2878-P4**	–	**2878-W4B**	–	–	–
Ø5mm	**2878-P5**	**2878-W5A**	**2878-W5B**	**2878-W5C**	**2878-W5D**	–
Ø6mm	**2878-P6**	**2878-W6A**	**2878-W6B**	–	–	–
Ø8mm	**2878-P8**	**2878-W8A**	**2878-W8B**	–	–	–
Ø10mm	**2878-P10**	**2878-W10A**	**2878-W10B**	**2878-W10C**	–	–
Ø25mm	**2878-P25**	–	–	–	–	**2878-W25E**
1x4mm (rectangle)	**2878-P14**	–	–	–	**2878-W14D**	–

https://precishop.hu

DATA OUTPUT

DIGITAL TUBE THICKNESS GAGES

measure wall thickness of grooves

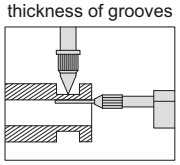

- Buttons: on/off, inch/mm, zero, data preset, change measuring direction, absolute/incremental measurement
- Keep preset data in memory after restart
- Battery CR2032, automatic power off (time is adjustable)
- Data output
- Optional accessory: data output cable (code **7315-50M need receiver** page 5, **7302-50M** page 13)

/nit: mm

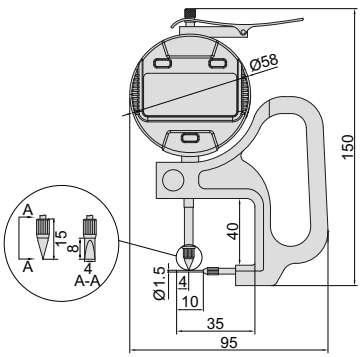

Code	Range	Resolution	Accuracy
2873-10	0-10mm/0-0.4"	0.01mm/0.0005"	±0.02mm
2873-101	0-10mm/0-0.4"	0.001mm/0.00005"	±0.005mm

2873-10

DATA OUTPUT

DIGITAL TUBE THICKNESS GAGES

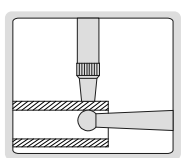

- Buttons: on/off, inch/mm, zero, data preset, change measuring direction, absolute/incremental measurement
- Keep preset data in memory after restart
- Battery CR2032, automatic power off (time is adjustable)
- Data output
- Optional accessory: data output cable (code **7315-50M need receiver** page 5, **7302-50M** page 13)

/nit: mm

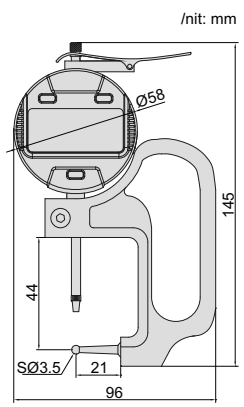

Code	Range	Resolution	Accuracy
2876-10	0-10mm/0-0.4"	0.01mm/0.0005"	±0.02mm
2876-101	0-10mm/0-0.4"	0.001mm/0.00005"	±0.005mm

2876-10

TUBE THICKNESS GAGE

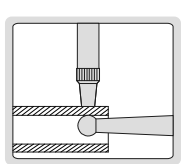

- Measure tube wall thickness

/nit: mm

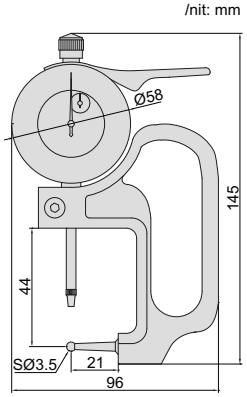

Code	Range	Graduation	Accuracy
2367-10A	0-10mm	0.01mm	±0.02mm

2367-10A

https://precishop.hu

DIGITAL TUBE THICKNESS GAGES

DATA OUTPUT

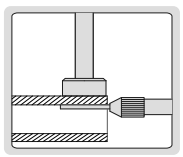

- Buttons: on/off, inch/mm, zero, data preset, change measuring direction, absolute/incremental measurement
- Keep preset data in memory after restart
- Battery CR2032, automatic power off (time is adjustable)
- Data output
- Optional accessory: data output cable (code **7315-50M need receiver** page 5, **7302-50M** page 13)

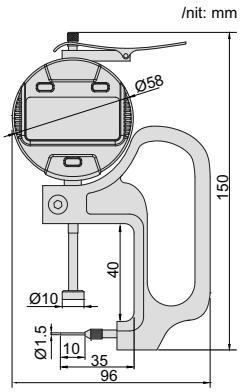

2859-101

Code	Range	Resolution	Accuracy
2859-10	0-10mm/0-0.4"	0.01mm/0.0005"	±0.02mm
2859-101	0-10mm/0-0.4"	0.001mm/0.00005"	±0.005mm

SAW TEETH SETTING GAGE

INSIZE PLUS
MADE IN EU OPE

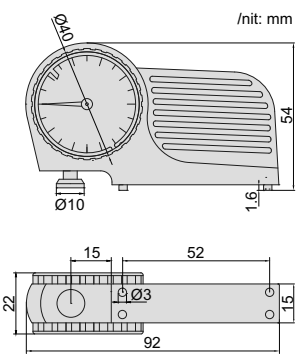

- Supplied with limit pointer
- Read from both sides

front **2874-02** back

Code	Range	Graduation	Accuracy
2874-02	0-2mm	0.05mm	±0.05mm

12

DIAL SNAP GAGES

INSIZE PLUS
MADE IN EU OPE

IP54 WATERPROOF

platform anvil

- Quick Go/No-Go measurement for mass production
- Anvil retracting stroke: 2.5mm
- Dial indicator: measuring range ±0.07mm, graduation 1μm, accuracy ±1μm
- Constant measuring force over the whole range: 8.5N
- Carbide measuring faces
- IP54 dust/waterproof
- Zero position of dial indicator is adjustable and can be locked (supplied with locking wrench)
- Adjustable platform height

3335-25

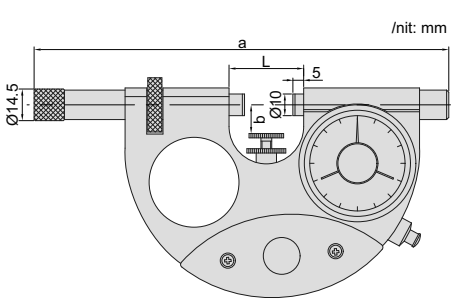

Code	Range	L	a	b
3335-25	0-25mm	35mm	191mm	<15mm
3335-50	25-50mm	60mm	215mm	<25mm
3335-75	50-75mm	84mm	239mm	<37.5mm
3335-100	75-100mm	110mm	265mm	<50mm

https://precishop.hu

DIAL SNAP GAGES

ATTENTION: SETTING STANDARDS ARE NOT INCLUDED

IP54 WATERPROOF

- Quick measurement for mass production
- Dial indicator: range ±0.04mm, graduation 0.001mm, accuracy 0.001mm
- IP54 dust/waterproof
- Measuring force: 5-10N
- Carbide measuring faces
- Optional accessory: gage blocks grade 0 (**4101-A** series), for zero setting

3334-25

/nit: mm

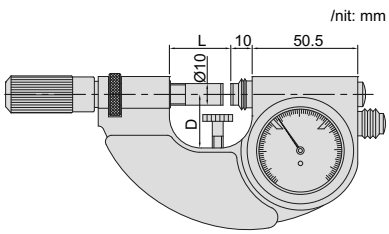

Code	Range	L	D
3334-25	0-25mm	28.5mm	25mm
3334-50	25-50mm	53.5mm	35mm
3334-75	50-75mm	78.5mm	47.5mm
3334-100	75-100mm	103.5mm	60mm

DIAL SNAP GAGES

QUICK AND ACCURATE MEASUREMENT OF CYLINDRICAL WORKPIECES

INSPECTION CERTIFICATE

VIDEO

application



- Left anvil retracting stroke: 2mm
- Measuring force: 6-8N
- Flatness of anvil: 1.5μm
- Repeatability: 1μm
- Carbide measuring faces for anvils
- Front edges of anvils are chamfered for easy workpiece insertion
- Optional accessory: dial indicators and digital indicators (reading 0.001mm or 0.01mm)

digital indicator is optional

2186-25

9**mm** :

Code	Range	Parallelism of measuring faces	A	B	C
2186-25	0-25mm	4μm	42	11-18	20
2186-50*	25-50mm	4μm	69	11-32	41
2186-75	50-75mm	5μm	94	17-41	51
2186-100*	75-100mm	6μm	119	31-55	65
2186-125	100-125mm	6μm	144	42-70	75
2186-150*	125-150mm	8μm	169	55-82	90
2186-175	150-175mm	8μm	194	68-95	100
2186-200*	175-200mm	10μm	219	85-110	115
2186-225	200-225mm	10μm	244	95-120	130
2186-250*	225-250mm	10μm	269	110-135	145
2186-275	250-275mm	12μm	294	120-150	160
2186-300*	275-300mm	12μm	319	128-160	170

*Supplied with manufacturer inspection certificate

/nit: mm

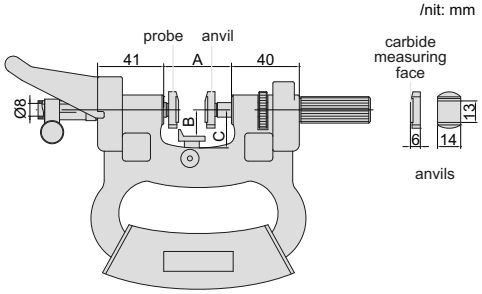

https://precishop.hu

DIAL SNAP GAGES

ATTENTION: NOT SUITABLE FOR 0.001MM DIAL INDICATORS

- Quick measurement for mass production
- Anvil retracting stroke: 3mm
- Measuring force: 6-9N
- Carbide measuring faces
- Optional accessory:
  dial indicators (graduation 0.01mm),
  digital indicators (resolution 0.01mm/0.0005")

digital indicator is optional

2184-50W

Code	Range	A	B
2184-25W	0-25mm	34mm	18mm
2184-50W	0-50mm	62mm	32mm
2184-100W	50-100mm	112mm	62mm
2184-150W	100-150mm	162mm	85mm
2184-200W	150-200mm	212mm	110mm

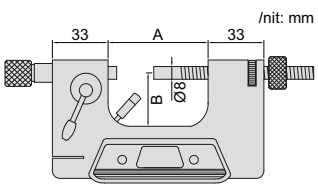

DIGITAL SNAP GAGE

ATTENTION: NO DATA OUTPUT

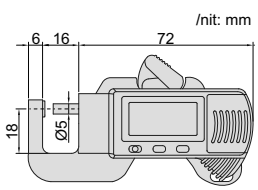

2166-12

Code	Range	Resolution	Accuracy
2166-12	0-12mm/0-0.5"	0.01mm/0.0005"	±0.03mm

DIGITAL SNAP GAGE

ATTENTION: NO DATA OUTPUT

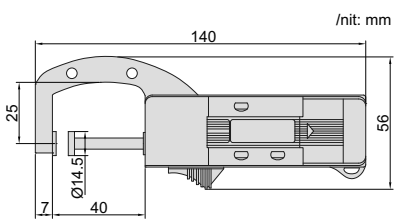

2167-25

Code	Range	Resolution	Accuracy
2167-25	0-25mm/0-1"	0.01mm/0.0005"	±0.03mm

https://precishop.hu

DIGITAL SNAP GAGE

ATTENTION: NO DATA OUTPUT

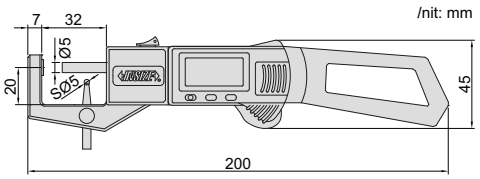

2163-25

- Resolution: 0.01mm/0.0005"
- Accuracy: ±0.04mm
- For thickness and tube wall thickness measurement

Code	Thickness range	Tube wall thickness range
2163-25	0-25mm/0-1"	0-2mm/0.08"

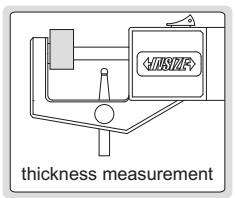

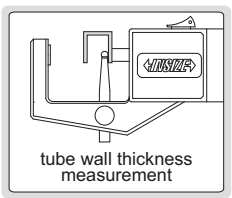

DIGITAL SNAP GAGES

DATA OUTPUT

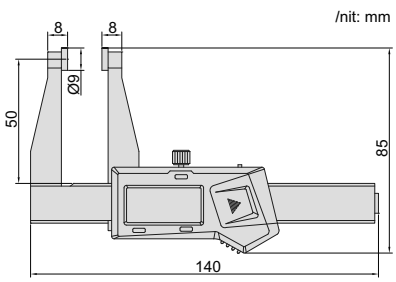

1163-50A

With data interface 9**data output cable code 7315-21 need receiver** page 4, **7302-21** page 12, **optional** :

Code	Range	Resolution	Accuracy
1163-50A	0-50mm/0-2"	0.01mm/0.0005"	±0.03mm

Built-in wireless 9**receiver code 7315-2/3/6/7/8/9 is required** :

Code	Range	Resolution	Accuracy
1163-50AWL	0-50mm/0-2"	0.01mm/0.0005"	±0.03mm

- Non waterproof
- Buttons: on/off, zero, mm/inch
- Automatic power off, move the digital unit to turn on power
- Battery CR2032
- Made of stainless steel

12

DIGITAL 3-PURPOSE SNAP GAGE

ATTENTION: NO DATA OUTPUT

SUITABLE FOR JEWELLERY

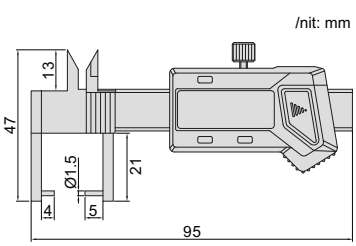

VIDEO

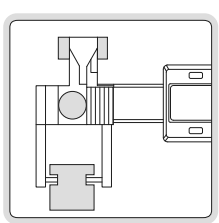

2164-25A

Code	Range	Resolution	Accuracy
2164-25A	0-25mm/0-1"	0.01mm/0.0005"	±0.03mm

- Non waterproof
- Buttons: zero, mm/inch, on/off
- Battery LR44
- Made of stainless steel

https://precishop.hu

STEP AND GAP GAGES

DATA OUTPUT

- Non waterproof
- Measure step height and gap width
- Resolution: 0.01mm/0.0005"
- Buttons: on/off, set, mm/inch, preset (+, -)
- Automatic power off, move the digital unit to turn on power
- Battery CR2032
- Made of stainless steel
- Supplied with zero setting block

front

2168-12

back

zero setting block (included)



With data interface 9**data output cable code 7315-21 need receiver** page 4, **7302-21** page 12, **optional** :

Code	Range	Accuracy
2168-12	0-12.7mm/0-0.5"	±0.03mm

/nit: mm

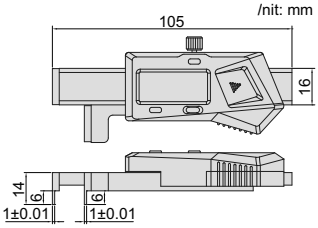

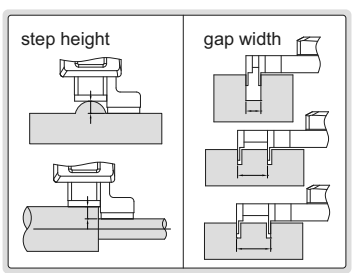

Built-in wireless
9**receiver code 7315-2/3/6/7/8/9 is required** :

Code	Range	Accuracy
2168-12WL	0-12.7mm/0-0.5"	±0.03mm

MINI VERNIER HEIGHT GAGE

/nit: mm

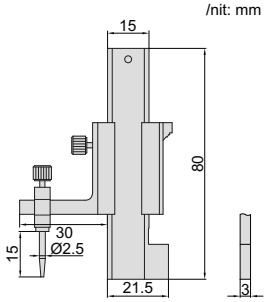

1246-10

- Measure height difference of two surfaces
- Graduation: 0.05mm
- Made of stainless steel
- Satin chrome plated reading surface

application

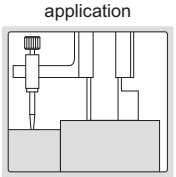

Code	Range	Accuracy
1246-10	0~±10mm	±0.05mm

https://precishop.hu

MINI DIGITAL HEIGHT GAGES

DATA OUTPUT

application of
1146-20A/1146-20AWL

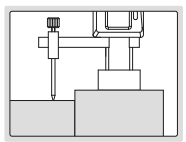

application of
1146-20B/1146-20BWL

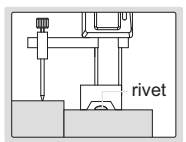

/nit: mm

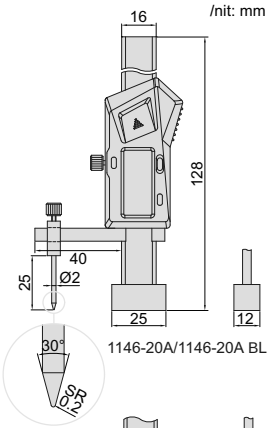

1146-20A/1146-20A BL

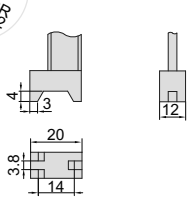

1146-20B/1146-20B BL

- Non waterproof
- Measure height difference of two surfaces (**1146-20B**, **1146-20BWL** suitable for surfaces with barrier, such as rivet)
- Resolution: 0.01mm/0.0005"
- Buttons: on/off, zero, mm/inch
- Automatic power off, move the digital unit to turn on power
- Battery CR2032
- Made of stainless steel

1146-20A

1146-20B

With data interface
9**data output cable code 7315-21 need receiver** page 4, **7302-21** page 12, **optional** :

Code	Range	Accuracy
1146-20A	0~±20mm/0~±0.8"	±0.02mm
1146-20B	0~±20mm/0~±0.8"	±0.02mm

Built-in wireless
9**receiver code 7315-2/3/6/7/8/9 is required** :

Code	Range	Accuracy
1146-20AWL	0~±20mm/0~±0.8"	±0.02mm
1146-20BWL	0~±20mm/0~±0.8"	±0.02mm

DIAL HEIGHT GAGES

12

Unit: mm

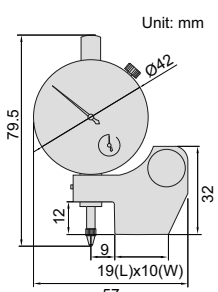

2147-4A 2147-4A

Unit: mm

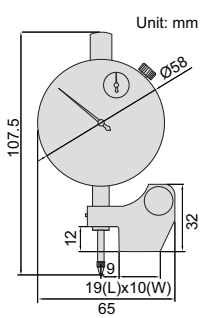

2147-4B 2147-4B

Unit: mm

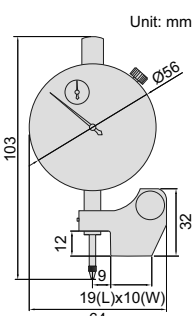

2147-21 2147-21

- Meas e height diffe ence of two s faces

Code	Range	Dial indicator stroke	Dial indicator graduation	Accuracy
2147-4A	0~±5mm (adjustable)	5mm	0.01mm	±0.014mm
2147-4B	0~±5mm	10mm	0.01mm	±0.017mm
2147-21	0~±2mm (adjustable)	2mm	0.001mm	±0.006mm

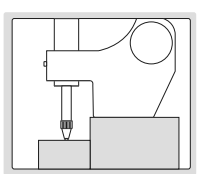

https://precishop.hu

DIGITAL HEIGHT GAGES

DATA OUTPUT

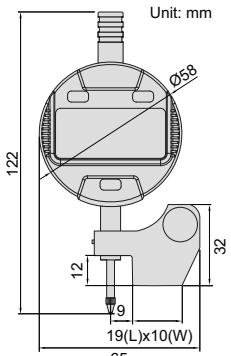

2146-4A

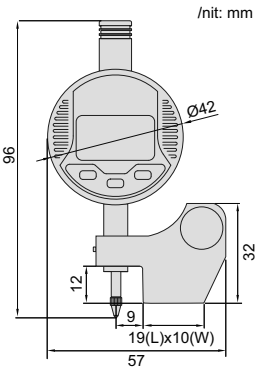

2146-4B

- Measure height difference of two surfaces
- Button function: on/off, inch/mm, zero, data preset, change measuring direction, absolute/incremental measurement
- Keep preset data in memory after restart
- CR2032 battery, automatic power off (time is adjustable)
- Data output
- Optional accessory: data output cable (code **7315-50M need receiver** page 5, **7302-40M** page 13)

meas e sinked step

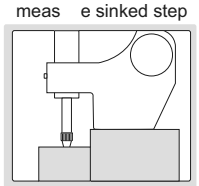

measure raised step

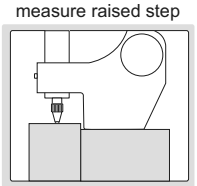

Code	Range 9adjustable :	Digital indicator stroke	Digital indicator resolution	Accuracy
2146-4A	0~4mm/0~0.16" (sinked) 0~12.7mm/0~0.5" (raised)	12.7mm/0.5"	0.01mm/0.0005"	±0.02mm
2146-41A		12.7mm/0.5"	0.001mm/0.00005"	±0.005mm
2146-4B	0~4mm/0~0.16" (sinked) 0~5mm/0~0.2" (raised)	5mm/0.2"	0.01mm/0.0005"	±0.02mm
2146-41B		5mm/0.2"	0.001mm/0.00005"	±0.005mm

CRANKSHAFT TESTERS

/nit: mm

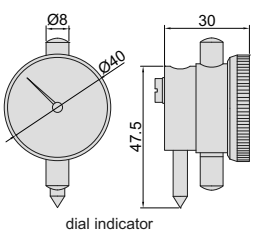

dial indicator

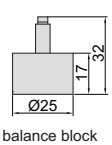

balance block

extension rods

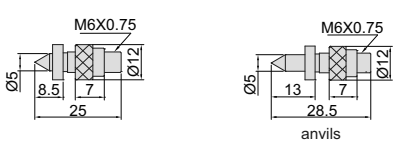

anvils

2841-500

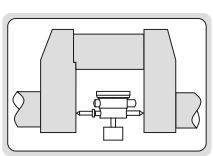

- To test crankshaft deflection
- The balance block is mounted on the back of dial indicator to keep the dial indicator facing up

Code	Range	Dial indicator range	Graduation	Extension rods	Accuracy
2841-300	60-300mm	3mm	0.01mm	16mm, 32mm, 64mm, 128mm	±0.016mm
2841-500	60-500mm	3mm	0.01mm	16mm, 32mm, 64mm, 96mm, 128mm, 192mm	±0.016mm

https://precishop.hu

Thread Pitch Measuring Instruments
Page 302-303

Thread Taper Measuring Instruments
Page 304-306

Thread Height Measuring Instruments
Page 307-309

Thread Crest Diameter Measuring Instruments
Page 310-313

Groove Diameter Measuring Instruments
Page 314

Groove Width Measuring Instruments
Page 315

Calipers With Interchangeable Ball Tips
Page 316

RTJ Ring Groove Calipers
Page 316

Thread Gages For Petroleum Equipment
Page 316

https://precishop.hu

DIGITAL THREAD PITCH MEASURING INSTRUMENT

MEET INTERNATIONAL STANDARD API5B

Unit: mm

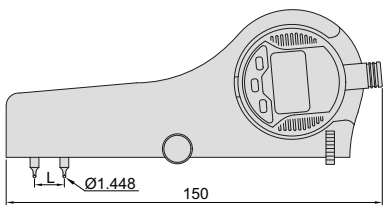

2245-4

application

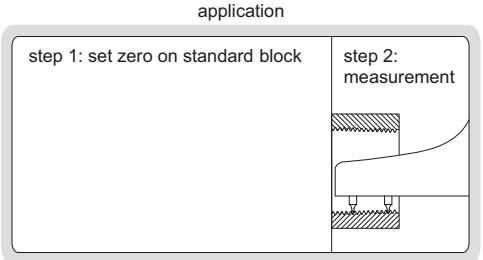

- Measure the pitch of external thread and internal thread with nominaldiameter larger than 5 1/2" (139.7mm)
- Optional accessory: data output cable (code **7315-50M need receiver** page 5, **7302-50M** page 13), ball points (code **6252** series), standard pitch blocks (code **6251** series)

Code	Range (L)	Digital indicator stroke	Resolution	Accuracy
2245-4	0.5-4"/12.7-101.6mm	0.2"/5mm	0.0005"/0.01mm	0.02mm

THREAD PITCH MEASURING INSTRUMENTS

MEET INTERNATIONAL STANDARD API5B

Unit: mm

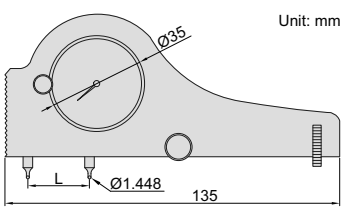

2234-4

application

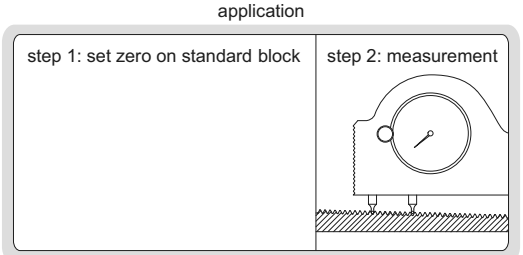

- Measure the pitch of external thread and internal thread with nominal diameter larger than 5 1/2" (139.7mm)
- Optional accessory: ball points (code **6252** series), standard pitch blocks (code **6251** series)

Code	Range (L)	Dial indicator stroke	Dial indicator graduation	Accuracy
2234-4	0.5-4"/12.7-101.6mm	0.5mm	0.01mm	0.02mm
2234-4E	0.5-4"/12.7-101.6mm	0.025"	0.0005"	0.0008"

https://precishop.hu

MEET INTERNATIONAL STANDARD API5B

INTERNAL THREAD PITCH MEASURING INSTRUMENTS

2235-4

Unit: mm

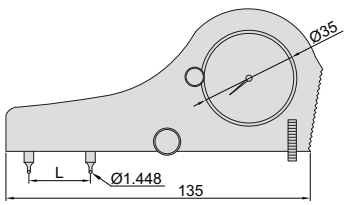

application

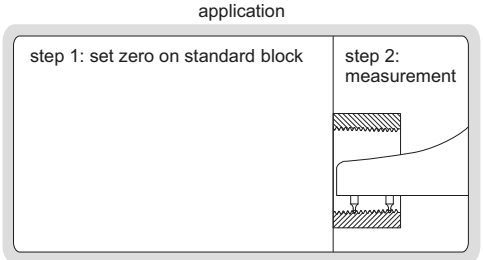

- Measure the pitch of internal thread with nominal diameter larger than 1 1/2" (38.1mm) and less than 5 1/2" (139.7mm)
- Optional accessory: ball points (code **6252** series), standard pitch blocks (code **6251** series)

Code	Range (L)	Dial indicator stroke	Dial indicator graduation	Accuracy
2235-4	0.5-4"/12.7-101.6mm	0.5mm	0.01mm	0.02mm
2235-4E	0.5-4"/12.7-101.6mm	0.025"	0.0005"	0.0008"

CAN BE CUSTOMIZED ACCORDING TO WORKPIECES

STANDARD PITCH BLOCKS

6251-S8

- Set zero of internal and external pitch measuring instruments (code **2234**, **2235**, **2245**)

Code	Taper	Threads per inch
6251-S8	1:16	8, 10
6251-S5	1:16	5
6251-S4	1:6	4

Unit: mm

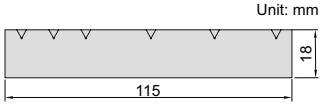

https://precishop.hu

DIGITAL EXTERNAL THREAD TAPER MEASURING INSTRUMENT

MEET INTERNATIONAL STANDARD API5B

- Measure the taper of external thread
- Digital indicator stroke: 10mm/0.4"
- Optional accessory: data output cable (code **7315-50M need receiver** page 5, **7302-40M** page 13), ball points (code **6252** series)

principle of measurement

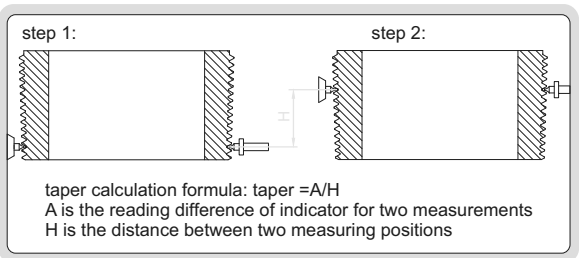

Unit: mm

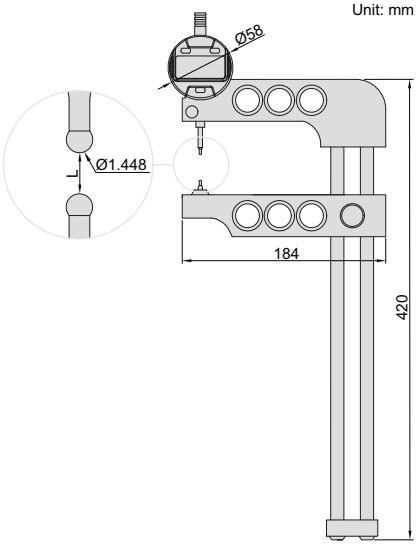

2240-10

Code	Range (L)	Resolution	Accuracy
2240-10	0-10"/0-254mm	0.0005"/0.01mm	0.03mm

EXTERNAL THREAD TAPER MEASURING INSTRUMENTS

MEET INTERNATIONAL STANDARD API5B

- Measure the taper of external thread
- Dial indicator stroke: 0.5"
- Dial indicator graduation: 0.001"
- Optional accessory: ball points (code **6252** series)

principle of measurement

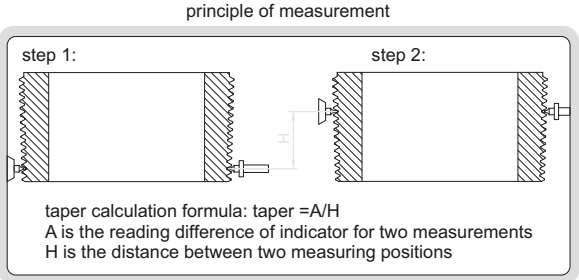

Unit: mm

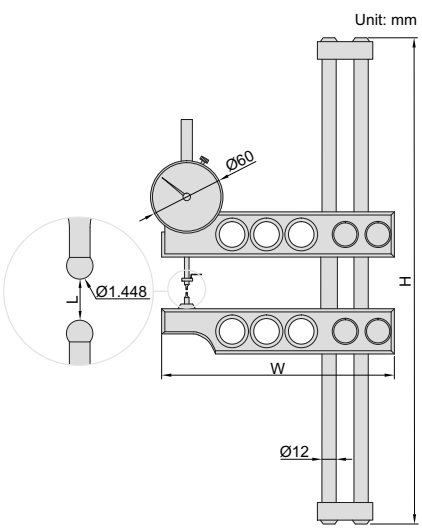

2230-10

Code	Range (L)	Accuracy	H	W
2230-10	0-10"/0-254mm	0.0015"	400mm	200mm
2230-45	1-4 1/2"/25.4-114.3mm	0.0015"	278mm	178mm
2230-16	8-16"/203.2-406.4mm	0.0015"	600mm	260mm
2230-20	8-20"/203.2-508mm	0.0015"	680mm	260mm

https://precishop.hu

MEET INTERNATIONAL STANDARD API5B

INTERNAL THREAD TAPER MEASURING INSTRUMENTS

2231-6

Unit: mm

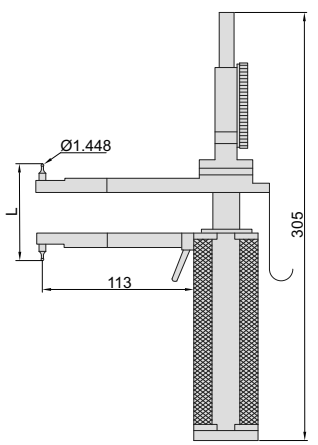

2231-6

2231-16

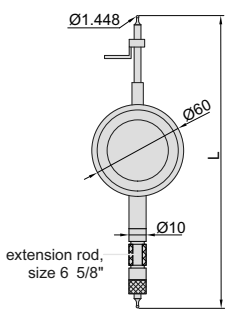

2231-16

Unit: mm

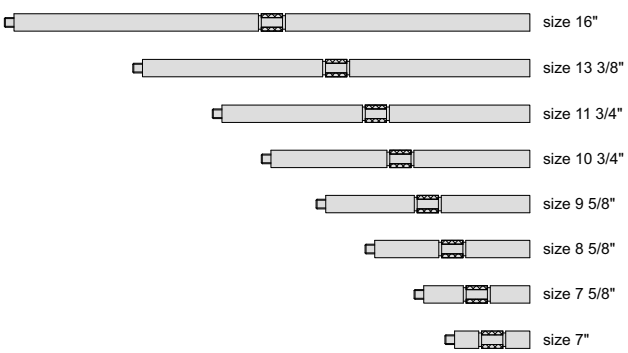

- Measure the taper of internal thread
- Optional accessory:
  ball points (code **6252** series)

principle of measurement

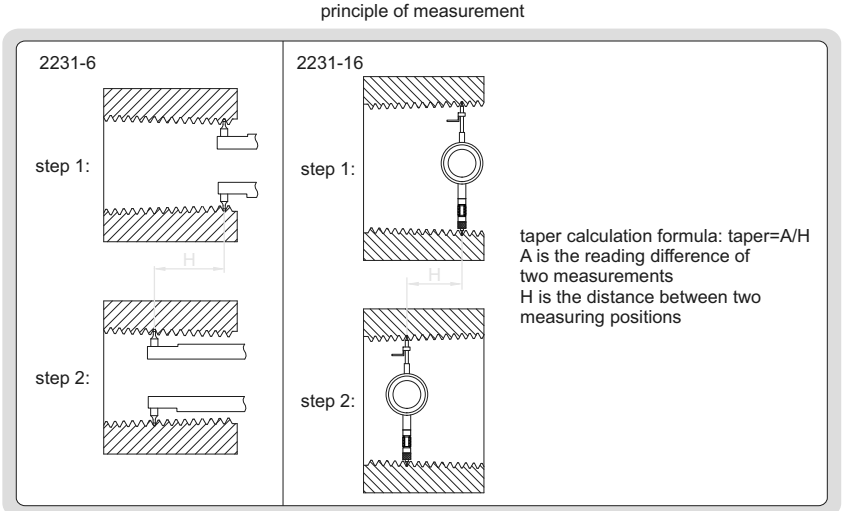

Code	Range (L)	Dial indicator stroke	Dial indicator graduation	Accuracy	Remark
2231-6	1.5-6"/38.1-152.4mm	1"	0.001"	0.0015"	—
2231-16	5 1/2-16"/139.7-406.4mm	0.5"	0.001"	0.0015"	with 9 extension rods

https://precishop.hu

DIGITAL INTERNAL THREAD TAPER MEASURING INSTRUMENT

MEET INTERNATIONAL STANDARD API5B

principle of measurement

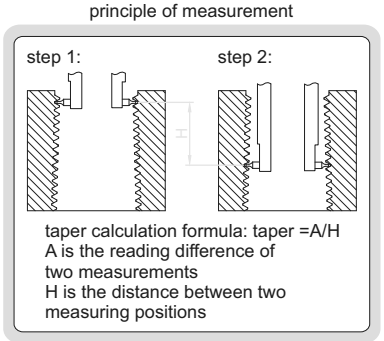

2241-6

Unit: mm

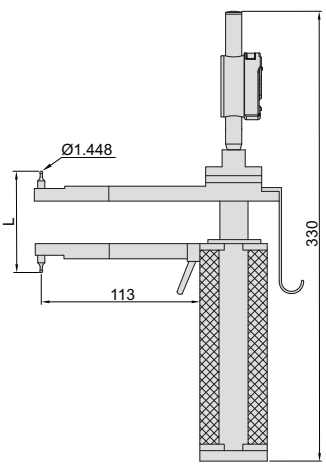

- Measure the taper of internal thread
- Digital indicator stroke: 25.4mm/1"
- Optional accessory: data output cable (code **7315-50M need receiver** page 5, **7302-40M** page 13), ball points (code **6252** series)

Code	Range (L)	Resolution	Accuracy
2241-6	1.5-6"/38.1-152.4mm	0.0005"/0.01mm	0.04mm

BALL POINTS

13

- Supplied in pair
- 9or taper measuring instruments (code**2230**, **2231**, **2240**, **2241**) and pitch measuring instruments (code **2234**, **2235**, **2245**)

Code	Thread type	Threads per inch	Ball dia. (Ød)	
			taper	pitch
6252-B8	round thread, line pipe	8	1.829mm	1.829mm
6252-B10	round thread, line pipe	10	1.448mm	1.448mm
6252-B115	line pipe	11.5	1.27mm	1.27mm
6252-B14	line pipe	14	1.041mm	1.041mm
6252-B18	line pipe	18	0.813mm	0.813mm
6252-B27	line pipe	27	0.533mm	0.533mm
6252-B5	buttress thread	5	2.286mm	—
6252-B51	buttress thread	5	—	1.575mm
6252-B52	extreme line thread	5,6	1.524mm	—
6252-B53	extreme line thread	5	—	2.667mm*
6252-B6	extreme line thread	6	—	2.210mm

6252-B10

Unit: mm

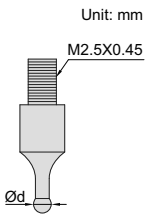

*0.58mm off the top of ball

https://precishop.hu

MEET INTERNATIONAL STANDARD API5B

DIGITAL INTERNAL THREAD HEIGHT MEASURING INSTRUMENT

application

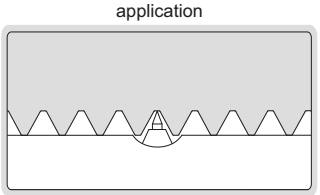

2243-35

- Measure the height of internal thread with nominal diameter less than 5 1/2" (139.7mm)
- Optional accessory: data output cable (code **7315-50M need receiver** page 5, **7302-50M** page 13), thread height standard blocks (code **6250**)

Unit: mm

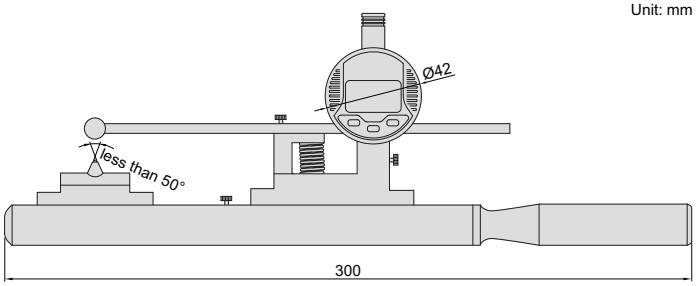

Code	Range	Resolution	Accuracy
2243-35	0-0.135"/0-3.5mm	0.0005"/0.01mm	0.02mm

MEET INTERNATIONAL STANDARD API5B

INTERNAL THREAD HEIGHT MEASURING INSTRUMENTS

application

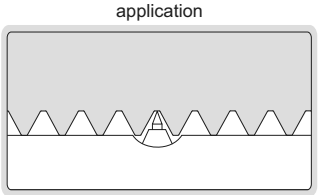

2233-35

- Measure the height of internal thread with nominal diameter less than 5 1/2" (139.7mm)
- Optional accessory: thread height standard blocks (code **6250**)

Unit: mm

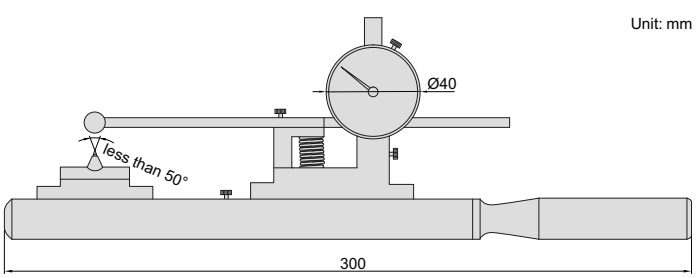

Code	Range	Dial indicator graduation	Accuracy
2233-35	0-3.5mm	0.01mm	0.02mm
2233-35E	0-1/4"	0.0005"	0.0008"

https://precishop.hu

DIGITAL THREAD HEIGHT MEASURING INSTRUMENT

MEET INTERNATIONAL STANDARD API5B

application

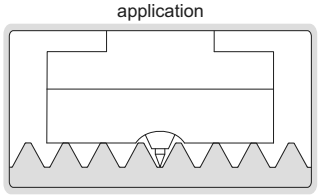

Unit: mm

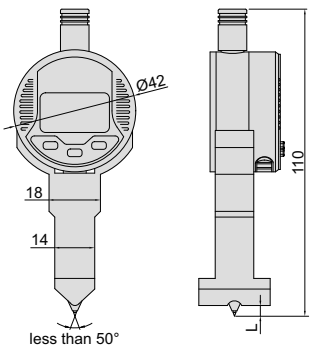

- Measure the height of external thread and internal thread with nominal diameter larger than 5 1/2" (139.7mm)
- Optional accessory: data output cable (code **7315-50M need receiver** page 5, **7302-40M** page 13), thread height standard blocks (code **6250**)

2242-35

Code	Range (L)	Resolution	Accuracy
2242-35	0-0.135"/0-3.5mm	0.0005"/0.01mm	0.02mm

THREAD HEIGHT MEASURING INSTRUMENTS

MEET INTERNATIONAL STANDARD API5B

application

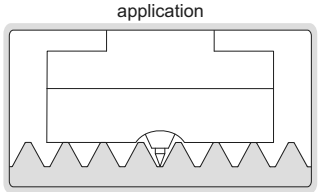

Unit: mm

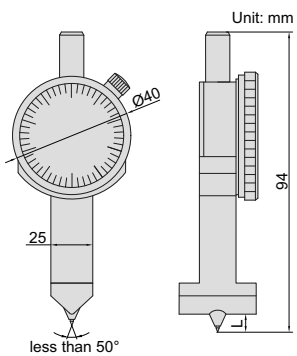

- Measure the height of external thread and internal thread with nominal diameter larger than 5 1/2" (139.7mm)
- Optional accessory: thread height standard blocks (code **6250**)

2232-35

Code	Range (L)	Dial indicator graduation	Accuracy
2232-35	0-3.5mm	0.01mm	0.02mm
2232-35E	0-1/4"	0.0005"	0.0008"

THREAD HEIGHT STANDARD BLOCKS

CAN BE CUSTOMIZED ACCORDING TO WORKPIECES

- Set zero of internal and external thread height measuring instruments (code **2232**, **2233**, **2242**, **2243**)

Unit: mm

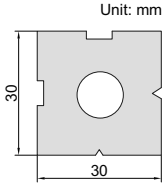

Code	Taper	Number of thread per inch
6250-4	1:4	4
6250-5	1:4	5
6250-8	1:16	8, 10
6250-51	1:16	5

6250-8

https://precishop.hu

MEET INTERNATIONAL STANDARD API 7-2

ROTARY SHOULDERED EXTERNAL THREAD CONNECTION HEIGHT MEASURING INSTRUMENTS

application

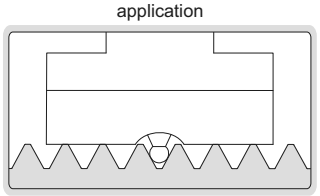

- Measure the height of rotary shouldered external thread connections
- Dial indicator graduation: 0.01mm
- Accuracy: 0.02mm
- Optional accessory: thread height standard blocks (code **6255**)

Code	Form of thread to be inspected	Range (L)	A
2255-038	V-0.038R	0-3.5mm	Ø1.829mm
2255-040	V-0.040	0-3.5mm	Ø0.864mm
2255-050	V-0.050	0-5mm	Ø1.118mm
2255-055	V-0.055	0-3.5mm	Ø1.829mm

2255-038

Unit: mm

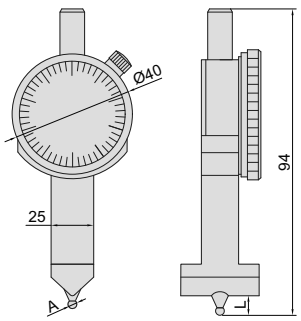

MEET INTERNATIONAL STANDARD API 7-2

ROTARY SHOULDERED INTERNAL THREAD CONNECTION HEIGHT MEASURING INSTRUMENTS

application

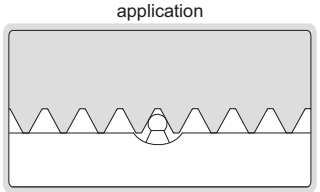

- Measure the height of rotary shouldered internal thread connections
- Dial indicator graduation: 0.01mm
- Accuracy: 0.02mm
- Optional accessory: thread height standard blocks (code **6255**)

Code	Form of thread to be inspected	Range (L)	A
2256-038	V-0.038R	0-3.5mm	Ø1.829mm
2256-040	V-0.040	0-3.5mm	Ø0.864mm
2256-050	V-0.050	0-5mm	Ø1.118mm
2256-055	V-0.055	0-3.5mm	Ø1.829mm

2256-038

Unit: mm

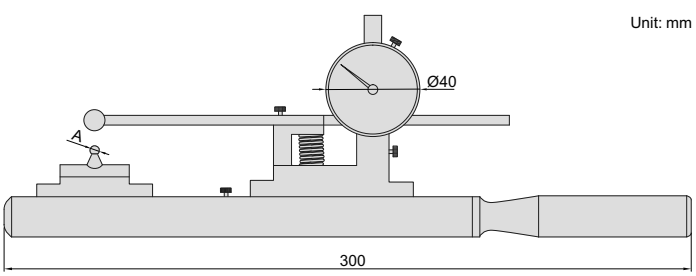

THREAD HEIGHT STANDARD BLOCKS

- Set zero of internal and external thread height measuring instruments (code **2255**, **2256**)

CAN BE CUSTOMIZED ACCORDING TO WORKPIECES

Code	Form of thread to be inspected	Taper	Number of thread per inch
6255-038	V-0.038R	1:6 and 1:4	4
6255-040	V-0.040	1:4	5
6255-050	V-0.050	1:6 and 1:4	4
6255-055	V-0.055	1:8	6

Unit: mm

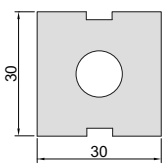

6255-038

https://precishop.hu

DIGITAL DEPTH GAGE (60° KNIFE EDGE BASE)

REFER TO PAGE 81
FOR DETAILS

front view side view

2143-101

DIGITAL INTERNAL THREAD CREST DIAMETER MEASURING INSTRUMENT

MEET INTERNATIONAL STANDARD API5B

Unit: mm

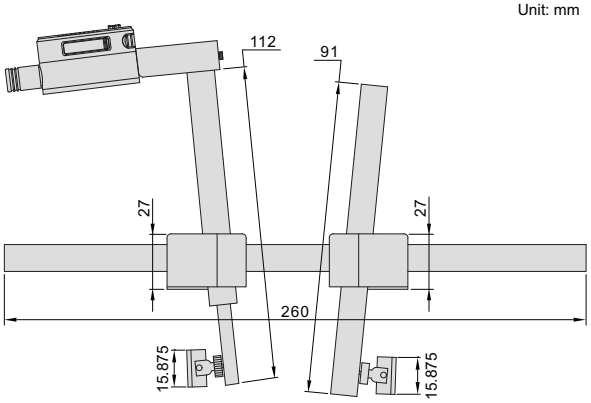

2247-5

application

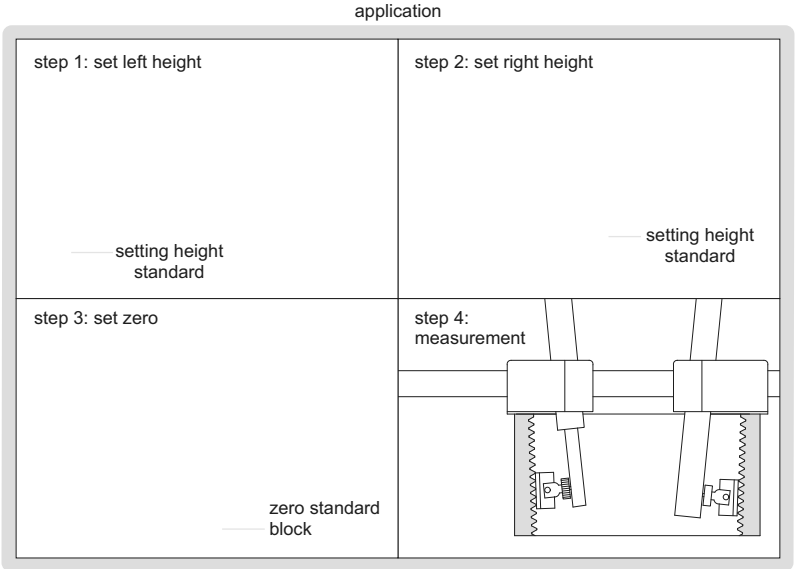

- Measure the crest diameter of internal thread with nominal diameter larger than 2 3/8" (60.325mm) and less than 5 1/2" (139.7mm)
- Optional accessory: data output cable (code **7315-50M need receiver** page 5, **7302-40M** page 13), height standard and zero standard block (code **2237-G□□□**, **2237-K□□□**)

Code	Range	Digital indicator stroke	Resolution	Accuracy
2247-5	2 3/8-5 1/2"/60.325-139.7mm	0.2"/5mm	0.0005"/0.01mm	0.02mm

https://precishop.hu

MEET INTERNATIONAL STANDARD API5B

INTERNAL THREAD CREST DIAMETER MEASURING INSTRUMENTS

2237-5

Unit: mm

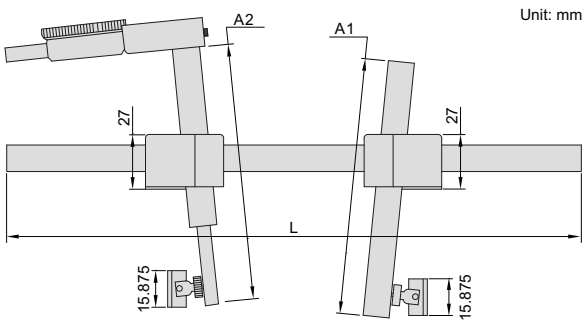

- Measure the crest diameter of internal thread with nominal diameter larger than 2 3/8" (60.325mm) and less than 20" (508mm)
- Optional accessory: height standard and zero standard block

application

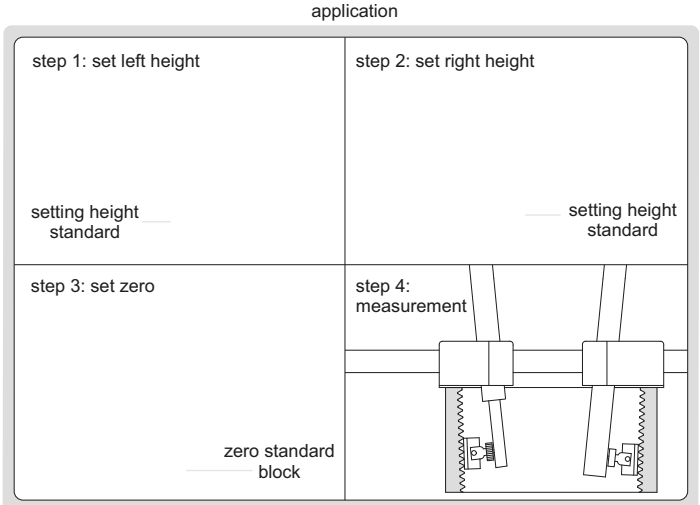

Code	Range	Dial indicator stroke	Dial indicator graduation	Accuracy	L	A1	A2
2237-5	2 3/8-5 1/2"/60.325-139.7mm	5mm	0.01mm	0.02mm	260mm	112mm	91mm
2237-5E	2 3/8-5 1/2"/60.325-139.7mm	0.25"	0.0005"	0.0008"	260mm	112mm	91mm
2237-20	4 1/2-20"/114.3-508mm	0.50"	0.0005"	0.002"	12", 18" or 24" *	177mm	182mm

* Select suitable length of arm according to workpieces

HEIGHT STANDARD AND ZERO STANDARD BLOCK (optional)

Code	Remark
2237-G□□□ **	including height standard and zero standard block A (without taper)
2237-K□□□ **	including height standard and zero standard block > (with taper)

** Can be customized according to workpieces

13

https://precishop.hu

DIGITAL EXTERNAL THREAD CREST DIAMETER MEASURING INSTRUMENT

MEET INTERNATIONAL STANDARD API5B

2246-5

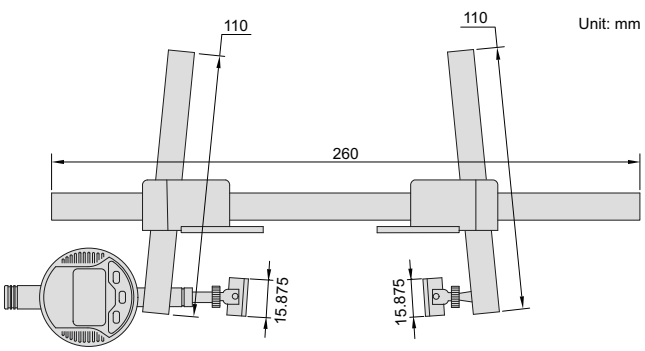

- Measure the crest diameter of external thread with nominal diameter larger than 2 3/8" (60.325mm) and less than 5 1/2" (139.7mm)
- Optional accessory: data output cable (code **7315-50M need receiver** page 5, **7302-40M** page 13), height standard and zero standard block (code **2236-G□□□**, **2236-K□□□**)

application

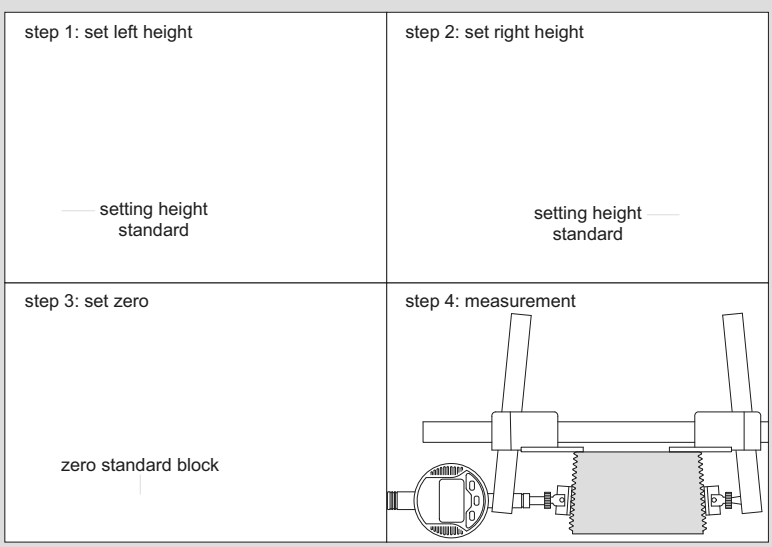

Code	Range	Digital indicator stroke	Resolution	Accuracy
2246-5	2 3/8-5 1/2"/60.325-139.7mm	0.2"/5mm	0.0005"/0.01mm	0.02mm

https://precishop.hu

MEET INTERNATIONAL STANDARD API5B

EXTERNAL THREAD CREST DIAMETER MEASURING INSTRUMENTS

2236-5

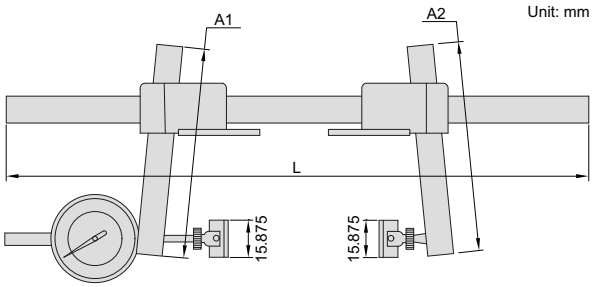

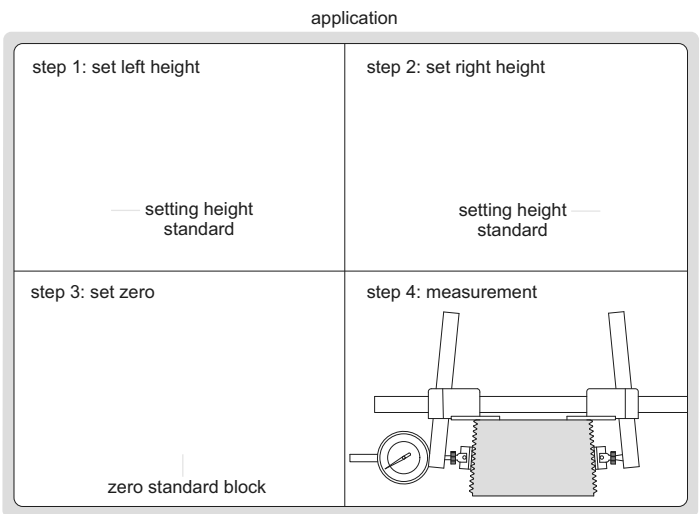

- Measure the crest diameter of external thread with nominal diameter larger than 2 3/8" (60.325mm) and less than 20" (508mm)
- Optional accessory: height standard and zero standard block

Code	Range	Dial indicator stroke	Dial indicator graduation	Accuracy	L	A1	A2
2236-5	2 3/8-5 1/2"/60.325-139.7mm	5mm	0.01mm	0.02mm	260mm	110mm	110mm
2236-5E	2 3/8-5 1/2"/60.325-139.7mm	0.25"	0.0005"	0.0008"	260mm	110mm	110mm
2236-20	2 3/8-20"/60.325-508mm	0.50"	0.0005"	0.002"	12", 18" or 24"*	177mm	160mm

*Select suitable length of arm according to workpieces

HEIGHT STANDARD AND ZERO STANDARD BLOCK (optional)

Code	Remark
2236-G□□□ **	including height standard and zero standard block A (without taper)
2236-K□□□ **	including height standard and zero standard block > (with taper)

**Can be customized according to workpieces

https://precishop.hu

DIGITAL GROOVE DIAMETER MEASURING INSTRUMENT

POINT DIAMETER CAN BE CUSTOM-MADE

2261-5

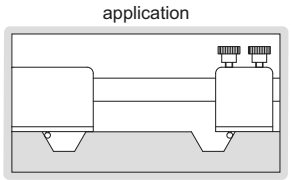

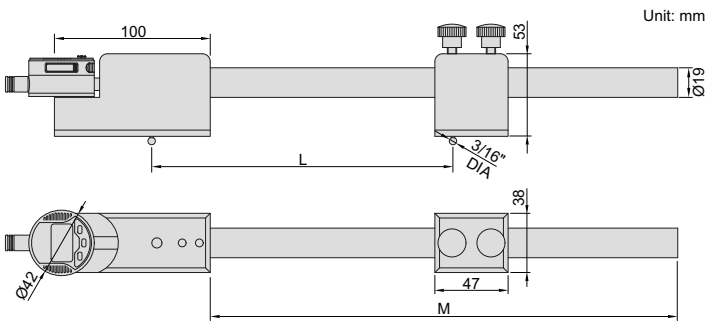

- Measure the groove diameter of flange ring groove
- Point height is adjustable
- Optional: data output cable (code **7315-50M need receiver** page 5, **7302-40M** page 13), groove standard block (code **6254**)

Code	Range (L)	Movable point stroke	Resolution	Repeatability	M
2261-5	2.6-13"/66-330mm	0.2"/5mm	0.00005"/0.001mm	0.002mm	12"/300mm

Stem (optional)

Code	M
2261-M24	24"/600mm
2261-M30	30"/750mm
2261-M36	36"/900mm

GROOVE DIAMETER MEASURING INSTRUMENTS

POINT DIAMETER CAN BE CUSTOM-MADE

2251-5

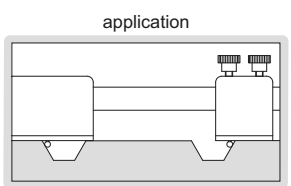

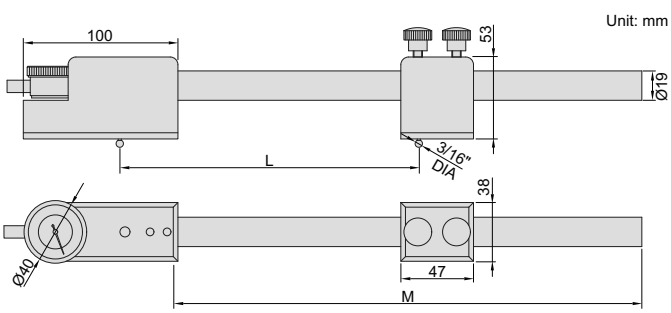

- Measure the groove diameter of flange ring groove
- Point height is adjustable
- Optional: groove standard block (code **6254**)

Code	Range (L)	Movable point stroke	Graduation	Repeatability	M
2251-5	2.6-13"/66-330mm	0.2"/5mm	0.01mm	0.005mm	12"/300mm
2251-5E	2.6-13"/66-330mm	0.2"/5mm	0.0005"	0.0002"	12"/300mm

Stem (optional)

Code	M
2261-M24	24"/600mm
2261-M30	30"/750mm
2261-M36	36"/900mm

https://precishop.hu

POINT DIAMETER CAN BE CUSTOM-MADE

DIGITAL GROOVE WIDTH MEASURING INSTRUMENT

application

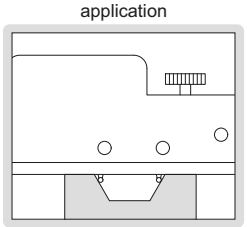

Unit: mm

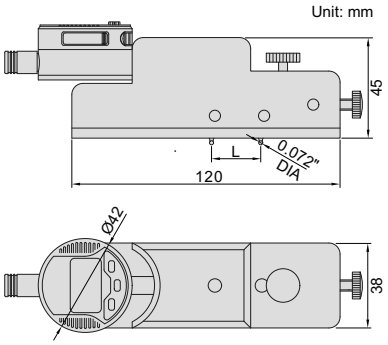

- Measure the groove width of flange ring groove
- Point height is adjustable
- Optional: data output cable (code **7315-50M need receiver** page 5, **7302-40M** page 13), groove standard block (code **6254**)

2260-4

Code	Range (L)	Movable point stroke	Resolution	Repeatability
2260-4	0.55-1.4"/14-35.5mm	0.16"/4mm	0.00005"/0.001mm	0.002mm

POINT DIAMETER CAN BE CUSTOM-MADE

GROOVE WIDTH MEASURING INSTRUMENTS

application

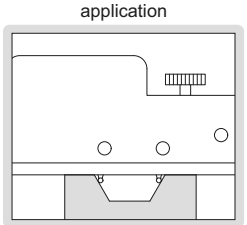

Unit: mm

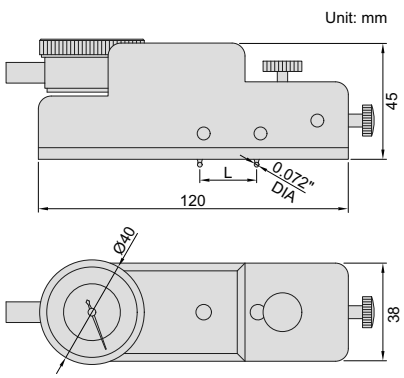

- Measure the groove width of flange ring groove
- Point height is adjustable
- Optional: groove standard block (code **6254**)

2250-4

Code	Range (L)	Movable point stroke	Graduation	Repeatability
2250-4	0.55-1.4"/14-35.5mm	0.16"/4mm	0.01mm	0.005mm
2250-4E	0.55-1.4"/14-35.5mm	0.16"/4mm	0.0005"	0.0002"

CUSTOM-MADE

STANDARD GROOVE BLOCK CODE 6254

- Set zero of groove width and groove diameter measuring instruments (code **2250**, **2251**, **2260**, **2261**)

https://precishop.hu

DIGITAL CALIPERS WITH INTERCHANGEABLE BALL TIPS

REFER TO PAGE 61 FOR DETAILS

1527-3001

1528-3001

DIGITAL RTJ RING GROOVE CALIPERS

REFER TO PAGE 60 FOR DETAILS

1179-300

1179-600

THREAD GAGES FOR ROTARY SHOULDERED CONNECTIONS OF PETROLEUM EQUIPMENT

REFER TO PAGE 372 FOR DETAILS

4177-23

CASING, TUBING AND LINE PIPE THREAD GAGES OF PETROLEUM AND GAS EQUIPMENT

REFER TO PAGE 373~374 FOR DETAILS

4178-21T

https://precishop.hu

Gage Blocks
Page 318-325

Caliper Inspection Gage Block Sets
Page 326

Micrometer Inspection Gage Block Sets
Page 327

Gage Block Holders
Page 327

Gage Block Accessories
Page 328

Cylinder Gage Blocks
Page 329

CMM Check Masters
Page 330-331

Caliper/Height Gage Checkers
Page 332

Angle Gage Blocks
Page 333

Pin Gages
Page 334-337

Pin Gage Handles
Page 337-339

Cylinder Gages
Page 340

Adjustable Snap Gages
Page 341

Setting Rings
Page 342-344

Plain Plug Gages
Page 345-348

Measuring Balls
Page 349-350

Threaded Hole Location Gages
Page 350-351

Thread Depth Gages
Page 352-353

Thread Ring/Plug Gages
Page 354-374

Semi-Automatic Thread Inspectors
Page 374

https://precishop.hu

GAGE BLOCKS

Accuracy according to ISO3650

Nominal length (mm)	Grade 0		Grade 1		Grade 2	
	Limit deviation of length	Tolerance for the variation in length	Limit deviation of length	Tolerance for the variation in length	Limit deviation of length	Tolerance for the variation in length
over 0.5 to 10	±0.12μm	0.10μm	±0.20μm	0.16μm	±0.45μm	0.30μm
over 10 to 25	±0.14μm	0.10μm	±0.30μm	0.16μm	±0.60μm	0.30μm
over 25 to 50	±0.20μm	0.10μm	±0.40μm	0.18μm	±0.80μm	0.30μm
over 50 to 75	±0.25μm	0.12μm	±0.50μm	0.18μm	±1.00μm	0.35μm
over 75 to 100	±0.30μm	0.12μm	±0.60μm	0.20μm	±1.20μm	0.35μm
over 100 to 150	±0.40μm	0.14μm	±0.80μm	0.20μm	±1.60μm	0.40μm
over 150 to 200	±0.50μm	0.16μm	±1.00μm	0.25μm	±2.00μm	0.40μm
over 200 to 250	±0.60μm	0.16μm	±1.20μm	0.25μm	±2.40μm	0.45μm
over 250 to 300	±0.70μm	0.18μm	±1.40μm	0.25μm	±2.80μm	0.50μm
over 300 to 400	±0.90μm	0.20μm	±1.80μm	0.30μm	±3.60μm	0.50μm
over 400 to 500	±1.10μm	0.25μm	±2.20μm	0.35μm	±4.40μm	0.60μm
over 500 to 600	±1.30μm	0.25μm	±2.60μm	0.40μm	±5.00μm	0.70μm
over 600 to 700	±1.50μm	0.30μm	±3.00μm	0.45μm	±6.00μm	0.70μm
over 700 to 800	±1.70μm	0.30μm	±3.40μm	0.50μm	±6.50μm	0.80μm
over 800 to 900	±1.90μm	0.35μm	±3.80μm	0.50μm	±7.50μm	0.90μm
over 900 to 1000	±2.00μm	0.40μm	±4.20μm	0.60μm	±8.00μm	1.00μm

Grade and application

Grade	Application
0	To be used as basic standards in calibration laboratories by skilled inspection staff, to calibrate or set high accuracy measuring instruments, to calibrate gage blocks of grade 1 and 2.
1	To be used in inspection rooms, to check gages, inspect high accuracy parts and set measuring instruments.
2	To be used in workshops, to check production gages, set measuring instruments and mount tools.

WEAR BLOCK SETS

INSPECTION CERTIFICATE

- Protect the measuring surfaces of gage blocks from excessive wear
- Meet ISO3650
- Supplied with manufacturer inspection certificate

4111-2

Blocks per set	Size	Material	Code	
			Grade 0	Grade 1
2	1.0mm	ceramic	**4111-1**	**4111-11**
2	1.0mm	alloy steel	**4111-1A**	**4111-11A**
2	2.0mm	ceramic	**4111-2**	**4111-12**
2	2.0mm	alloy steel	**4111-2A**	**4111-12A**

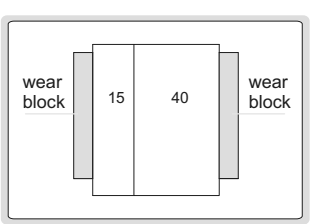

https://precishop.hu

INSPECTION CERTIFICATE

CERAMIC GAGE BLOCK SETS

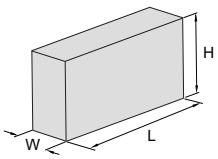

Dimension:

Size (L)	W	H
0.5≤L≤10mm	9mm	30mm
L>10mm	9mm	35mm

4105-87

- Made of ceramic, extremely wear resistance and corrosion resistance, excellent dimension stability
- Meet ISO3650
- Supplied with manufacturer inspection certificate

Blocks per set	Gage blocks included in set			Code	
	Size (mm)	Step (mm)	Quantity	Grade 0	Grade 1
112	1.0005		1	**4105-112**	**4105-1112**
	1.001 71.009	0.001	9		
	1.01 71.49	0.01	49		
	0.5 724.5	0.5	49		
	25 7100	25	4		
103	1.005		1	**4105-103**	**4105-1103**
	1.01 71.49	0.01	49		
	0.5 724.5	0.5	49		
	25 7100	25	4		
88	1.0005		1	**4105-88**	**4105-188**
	1.001 71.009	0.001	9		
	1.01 71.49	0.01	49		
	0.5 79.5	0.5	19		
	10 7100	10	10		
87	1.001 71.009	0.001	9	**4105-87**	**4105-187**
	1.01 71.49	0.01	49		
	0.5 79.5	0.5	19		
	10 7100	10	10		
76	1.005		1	**4105-76**	**4105-176**
	1.01 71.49	0.01	49		
	0.5 79.5	0.5	19		
	10 740	10	4		
	50 7100	25	3		
56	0.5		1	**4105-56**	**4105-156**
	1.001 71.009	0.001	9		
	1.01 71.09	0.01	9		
	1.1 71.9	0.1	9		
	1 724	1	24		
	25 7100	25	4		

Blocks per set	Gage blocks included in set			Code	
	Size (mm)	Step (mm)	Quantity	Grade 0	Grade 1
47	1.005		1	**4105-47A**	**4105-147A**
	1.01 71.09	0.01	9		
	1.1 71.9	0.1	9		
	1 724	1	24		
	25 7100	25	4		
47	1.005		1	**4105-47**	**4105-147**
	1.01 71.19	0.01	19		
	1.2 71.9	0.1	8		
	1 79	1	9		
	10 7100	10	10		
46	1.001 71.009	0.001	9	**4105-46**	**4105-146**
	1.01 71.09	0.01	9		
	1.1 71.9	0.1	9		
	1 79	1	9		
	10 7100	10	10		
34	1.0005		1	**4105-34**	**4105-134**
	1.001 71.009	0.001	9		
	1.01 71.09	0.01	9		
	1.1 71.9	0.1	9		
	1 75	1	5		
	10		1		
32	1.005		1	**4105-32**	**4105-132**
	1.01 71.09	0.01	9		
	1.1 71.9	0.1	9		
	1 79	1	9		
	10 730	10	3		
	50		1		

https://precishop.hu

CERAMIC INDIVIDUAL GAGE BLOCKS

INSPECTION CERTIFICATE

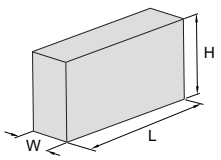

Dimension:

Size (L)	W	H
0.5≤L≤10mm	9mm	30mm
L>10mm	9mm	35mm

4106-A80

- Grade 0 and 1 gage blocks are available
- Made of ceramic, extremely wear resistance and corrosion resistance
- Meet ISO3650
- Supplied with manufacturer inspection certificate

Code e ;planation:

4106-X□□□□□

- **A for grade 0**
- **B for grade 1**

Code e ;amples:

Size (L)	Grade	Code
0.5mm	**0**	**4106-AD5**
10mm	**1**	**4106-B10**

Size	Code
0.5mm	**4106-XD5**
1mm	**4106-X1**
1.0005mm	**4106-X1D0005**
1.001mm	**4106-X1D001**
1.002mm	**4106-X1D002**
1.003mm	**4106-X1D003**
1.004mm	**4106-X1D004**
1.005mm	**4106-X1D005**
1.006mm	**4106-X1D006**
1.007mm	**4106-X1D007**
1.008mm	**4106-X1D008**
1.009mm	**4106-X1D009**
1.01mm	**4106-X1D01**
1.02mm	**4106-X1D02**
1.03mm	**4106-X1D03**
1.04mm	**4106-X1D04**
1.05mm	**4106-X1D05**
1.06mm	**4106-X1D06**
1.07mm	**4106-X1D07**
1.08mm	**4106-X1D08**
1.09mm	**4106-X1D09**
1.1mm	**4106-X1D1**
1.11mm	**4106-X1D11**
1.12mm	**4106-X1D12**
1.13mm	**4106-X1D13**
1.14mm	**4106-X1D14**
1.15mm	**4106-X1D15**
1.16mm	**4106-X1D16**
1.17mm	**4106-X1D17**
1.18mm	**4106-X1D18**
1.19mm	**4106-X1D19**
1.2mm	**4106-X1D2**
1.21mm	**4106-X1D21**
1.22mm	**4106-X1D22**

Size	Code
1.23mm	**4106-X1D23**
1.24mm	**4106-X1D24**
1.25mm	**4106-X1D25**
1.26mm	**4106-X1D26**
1.27mm	**4106-X1D27**
1.28mm	**4106-X1D28**
1.29mm	**4106-X1D29**
1.3mm	**4106-X1D3**
1.31mm	**4106-X1D31**
1.32mm	**4106-X1D32**
1.33mm	**4106-X1D33**
1.34mm	**4106-X1D34**
1.35mm	**4106-X1D35**
1.36mm	**4106-X1D36**
1.37mm	**4106-X1D37**
1.38mm	**4106-X1D38**
1.39mm	**4106-X1D39**
1.4mm	**4106-X1D4**
1.41mm	**4106-X1D41**
1.42mm	**4106-X1D42**
1.43mm	**4106-X1D43**
1.44mm	**4106-X1D44**
1.45mm	**4106-X1D45**
1.46mm	**4106-X1D46**
1.47mm	**4106-X1D47**
1.48mm	**4106-X1D48**
1.49mm	**4106-X1D49**
1.5mm	**4106-X1D5**
1.6mm	**4106-X1D6**
1.7mm	**4106-X1D7**
1.8mm	**4106-X1D8**
1.9mm	**4106-X1D9**
2mm	**4106-X2**
2.5mm	**4106-X2D5**

Size	Code
3mm	**4106-X3**
3.5mm	**4106-X3D5**
4mm	**4106-X4**
4.5mm	**4106-X4D5**
5mm	**4106-X5**
5.1mm	**4106-X5D1**
5.5mm	**4106-X5D5**
6mm	**4106-X6**
6.5mm	**4106-X6D5**
7mm	**4106-X7**
7.5mm	**4106-X7D5**
7.7mm	**4106-X7D7**
8mm	**4106-X8**
8.5mm	**4106-X8D5**
9mm	**4106-X9**
9.5mm	**4106-X9D5**
10mm	**4106-X10**
10.3mm	**4106-X10D3**
10.5mm	**4106-X10D5**
11mm	**4106-X11**
11.5mm	**4106-X11D5**
12mm	**4106-X12**
12.5mm	**4106-X12D5**
12.9mm	**4106-X12D9**
13mm	**4106-X13**
13.5mm	**4106-X13D5**
14mm	**4106-X14**
14.5mm	**4106-X14D5**
15mm	**4106-X15**
15.5mm	**4106-X15D5**
16mm	**4106-X16**
16.5mm	**4106-X16D5**
17mm	**4106-X17**
17.5mm	**4106-X17D5**

Size	Code
17.6mm	**4106-X17D6**
18mm	**4106-X18**
18.5mm	**4106-X18D5**
19mm	**4106-X19**
19.5mm	**4106-X19D5**
20mm	**4106-X20**
20.2mm	**4106-X20D2**
20.5mm	**4106-X20D5**
21mm	**4106-X21**
21.5mm	**4106-X21D5**
22mm	**4106-X22**
22.5mm	**4106-X22D5**
22.8mm	**4106-X22D8**
23mm	**4106-X23**
23.5mm	**4106-X23D5**
24mm	**4106-X24**
24.5mm	**4106-X24D5**
25mm	**4106-X25**
30mm	**4106-X30**
40mm	**4106-X40**
41.3mm	**4106-X41D3**
50mm	**4106-X50**
60mm	**4106-X60**
70mm	**4106-X70**
75mm	**4106-X75**
80mm	**4106-X80**
90mm	**4106-X90**
100mm	**4106-X100**
125mm	**4106-X125**
131.4mm	**4106-X131D4**
150mm	**4106-X150**

https://precishop.hu

CUSTOM-MADE
CAN SUPPLY ANY SIZES FROM
0.5 TO 100MM, SUCH AS 70.672MM

INSPECTION CERTIFICATE

CERAMIC INDIVIDUAL GAGE BLOCKS

INSIZE PLUS
MADE IN EU OPE

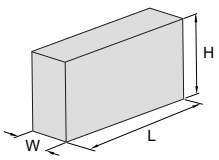

4103-A80

Dimension:

Size (L)	W	H
0.5≤L≤10mm	9mm	30mm
L>10mm	9mm	35mm

- Grade K, 0 and 1 gage blocks are available
- Made of ceramic, extremely wear resistance and corrosion resistance
- Meet ISO3650
- Supplied with manufacturer inspection certificate

Code e ;planation:

4103-X□□□□□

- → **K for grade K**
- → **A for grade 0**
- → **B for grade 1**

Code e ;amples:

Size (L)	Grade	Code
0.5mm	K	4103-KD5
10mm	0	4103-A10
10mm	1	4103-B10

Size	Code
0.5mm	4103-XD5
1mm	4103-X1
1.0005mm	4103-X1D0005
1.001mm	4103-X1D001
1.002mm	4103-X1D002
1.003mm	4103-X1D003
1.004mm	4103-X1D004
1.005mm	4103-X1D005
1.006mm	4103-X1D006
1.007mm	4103-X1D007
1.008mm	4103-X1D008
1.009mm	4103-X1D009
1.01mm	4103-X1D01
1.02mm	4103-X1D02
1.03mm	4103-X1D03
1.04mm	4103-X1D04
1.05mm	4103-X1D05
1.06mm	4103-X1D06
1.07mm	4103-X1D07
1.08mm	4103-X1D08
1.09mm	4103-X1D09
1.1mm	4103-X1D1
1.11mm	4103-X1D11
1.12mm	4103-X1D12
1.13mm	4103-X1D13
1.14mm	4103-X1D14
1.15mm	4103-X1D15
1.16mm	4103-X1D16
1.17mm	4103-X1D17
1.18mm	4103-X1D18
1.19mm	4103-X1D19
1.2mm	4103-X1D2
1.21mm	4103-X1D21
1.22mm	4103-X1D22

Size	Code
1.23mm	4103-X1D23
1.24mm	4103-X1D24
1.25mm	4103-X1D25
1.26mm	4103-X1D26
1.27mm	4103-X1D27
1.28mm	4103-X1D28
1.29mm	4103-X1D29
1.3mm	4103-X1D3
1.31mm	4103-X1D31
1.32mm	4103-X1D32
1.33mm	4103-X1D33
1.34mm	4103-X1D34
1.35mm	4103-X1D35
1.36mm	4103-X1D36
1.37mm	4103-X1D37
1.38mm	4103-X1D38
1.39mm	4103-X1D39
1.4mm	4103-X1D4
1.41mm	4103-X1D41
1.42mm	4103-X1D42
1.43mm	4103-X1D43
1.44mm	4103-X1D44
1.45mm	4103-X1D45
1.46mm	4103-X1D46
1.47mm	4103-X1D47
1.48mm	4103-X1D48
1.49mm	4103-X1D49
1.5mm	4103-X1D5
1.6mm	4103-X1D6
1.7mm	4103-X1D7
1.8mm	4103-X1D8
1.9mm	4103-X1D9
2mm	4103-X2
2.5mm	4103-X2D5

Size	Code
3mm	4103-X3
3.5mm	4103-X3D5
4mm	4103-X4
4.5mm	4103-X4D5
5mm	4103-X5
5.5mm	4103-X5D5
6mm	4103-X6
6.5mm	4103-X6D5
7mm	4103-X7
7.5mm	4103-X7D5
8mm	4103-X8
8.5mm	4103-X8D5
9mm	4103-X9
9.5mm	4103-X9D5
10mm	4103-X10
10.5mm	4103-X10D5
11mm	4103-X11
11.5mm	4103-X11D5
12mm	4103-X12
12.5mm	4103-X12D5
13mm	4103-X13
13.5mm	4103-X13D5
14mm	4103-X14
14.5mm	4103-X14D5
15mm	4103-X15
15.5mm	4103-X15D5
16mm	4103-X16
16.5mm	4103-X16D5
17mm	4103-X17
17.5mm	4103-X17D5
18mm	4103-X18
18.5mm	4103-X18D5
19mm	4103-X19
19.5mm	4103-X19D5

Size	Code
20mm	4103-X20
20.5mm	4103-X20D5
21mm	4103-X21
21.5mm	4103-X21D5
22mm	4103-X22
22.5mm	4103-X22D5
23mm	4103-X23
23.5mm	4103-X23D5
24mm	4103-X24
24.5mm	4103-X24D5
25mm	4103-X25
30mm	4103-X30
40mm	4103-X40
50mm	4103-X50
60mm	4103-X60
70mm	4103-X70
75mm	4103-X75
80mm	4103-X80
90mm	4103-X90
100mm	4103-X100

https://precishop.hu

STEEL GAGE BLOCK SETS

INSPECTION CERTIFICATE

POPULAR MODEL

Unit: mm

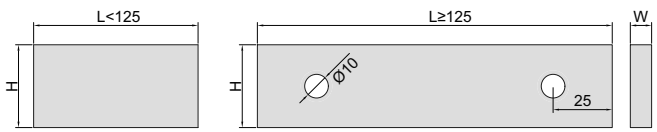

without hole　　with holes

Dimension:

Size (L)	W	H
0.5≤L≤10mm	9mm	30mm
L>10mm	9mm	35mm

Code example:
"**-122**" stands for "**4100-122**"

- Made of alloy steel
- Meet ISO3650
- Gage blocks ≥125mm have clamping holes
- Supplied with manufacturer inspection certificate

4100-87

Blocks per set	Gage blocks included in set			Code (4100)		
	Size (mm)	Step (mm)	Quantity	Grade 0	Grade 1	Grade 2
122	1.0005		1	-122	-1122	-2122
	1.001 71.009	0.001	9			
	1.01 71.49	0.01	49			
	1.6 71.9	0.1	4			
	0.5 24.5	0.5	49			
	30 100	10	8			
	25 75	50	2			
112	1.0005		1	-112	-1112	-2112
	1.001 71.009	0.001	9			
	1.01 71.49	0.01	49			
	0.5 724.5	0.5	49			
	25 7100	25	4			
103	1.005		1	-103	-1103	-2103
	1.01 71.49	0.01	49			
	0.5 724.5	0.5	49			
	25 7100	25	4			
88	1.0005		1	-88	-188	-288
	1.001 71.009	0.001	9			
	1.01 71.49	0.01	49			
	0.5 79.5	0.5	19			
	10 7100	10	10			
87	1.001 71.009	0.001	9	-87	-187	-287
	1.01 71.49	0.01	49			
	0.5 79.5	0.5	19			
	10 7100	10	10			
83	0.5		1	-83	-183	-283
	1		1			
	1.005		1			
	1.01 71.49	0.01	49			
	1.5 71.9	0.1	5			
	2 79.5	0.5	16			
	10 7100	10	10			
76	1.005		1	-76	-176	-276
	1.01 71.49	0.01	49			
	0.5 79.5	0.5	19			
	10 740	10	4			
	50 7100	25	3			

Blocks per set	Gage blocks included in set			Code (4100)		
	Size (mm)	Step (mm)	Quantity	Grade 0	Grade 1	Grade 2
56	0.5		1	-56	-156	-256
	1.001 71.009	0.001	9			
	1.01 71.09	0.01	9			
	1.1 71.9	0.1	9			
	1 724	1	24			
	25 7100	25	4			
47	1.005		1	-47A	-147A	-247A
	1.01 71.09	0.01	9			
	1.1 71.9	0.1	9			
	1 724	1	24			
	25 7100	25	4			
47	1.005		1	-47	-147	-247
	1.01 71.19	0.01	19			
	1.2 71.9	0.1	8			
	1 79	1	9			
	10 7100	10	10			
46	1.001 71.009	0.001	9	-46	-146	-246
	1.01 71.09	0.01	9			
	1.1 71.9	0.1	9			
	1 79	1	9			
	10 7100	10	10			
34	1.0005		1	-34	-134	-234
	1.001 71.009	0.001	9			
	1.01 71.09	0.01	9			
	1.1 71.9	0.1	9			
	1 75	1	5			
	10		1			
32	1.005		1	-32	-132	-232
	1.01 71.09	0.01	9			
	1.1 71.9	0.1	9			
	1 79	1	9			
	10 730	10	3			
	50		1			
9	1.001 71.009	0.001	9	-9	-19	-29
9	0.991 70.999	0.001	9	-9A	-19A	-29A
8	125 7175	25	3	-8	-18	-28
	200 7250	50	2			
	300 7500	100	3			

https://precishop.hu

STEEL INDIVIDUAL GAGE BLOCKS

CUSTOM-MADE
CAN SUPPLY ANY SIZES FROM 0.5 TO 1000MM, SUCH AS 72.672MM

INSPECTION CERTIFICATE

- Grade 0, 1 and 2 gage blocks are available
- Made of alloy steel
- Meet ISO3650
- Gage blocks with clamping holes: 125, 150, 175, 200, 250, 300, 400, 500, 600, 700, 800, 900, 1000mm
- Supplied with manufacturer inspection certificate

4101-A70

4101-A200

Unit: mm

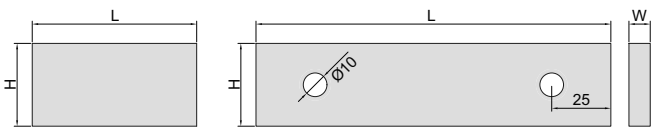

without hole

with holes

Code explanation:

4101-X□□□□□

- **A for grade 0**
- **B for grade 1**
- **C for grade 2**

Code examples:

Size (L)	Grade	Code
0.5mm	**0**	**4101-AD5**
1mm	**1**	**4101-B1**
10.5mm	**2**	**4101-C10D5**

Dimension:

Size (L)	W	H
0.5≤L≤10mm	9mm	30mm
L>10mm	9mm	35mm

Size	Code
0.5mm	**4101-XD5**
0.991mm	**4101-XD991**
0.992mm	**4101-XD992**
0.993mm	**4101-XD993**
0.994mm	**4101-XD994**
0.995mm	**4101-XD995**
0.996mm	**4101-XD996**
0.997mm	**4101-XD997**
0.998mm	**4101-XD998**
0.999mm	**4101-XD999**
1mm	**4101-X1**
1.0005mm	**4101-X1D0005**
1.001mm	**4101-X1D001**
1.002mm	**4101-X1D002**
1.003mm	**4101-X1D003**
1.004mm	**4101-X1D004**
1.005mm	**4101-X1D005**
1.006mm	**4101-X1D006**
1.007mm	**4101-X1D007**
1.008mm	**4101-X1D008**
1.009mm	**4101-X1D009**
1.01mm	**4101-X1D01**
1.02mm	**4101-X1D02**
1.03mm	**4101-X1D03**
1.04mm	**4101-X1D04**
1.05mm	**4101-X1D05**
1.06mm	**4101-X1D06**
1.07mm	**4101-X1D07**
1.08mm	**4101-X1D08**
1.09mm	**4101-X1D09**
1.1mm	**4101-X1D1**
1.11mm	**4101-X1D11**
1.12mm	**4101-X1D12**
1.13mm	**4101-X1D13**
1.14mm	**4101-X1D14**
1.15mm	**4101-X1D15**
1.16mm	**4101-X1D16**
1.17mm	**4101-X1D17**
1.18mm	**4101-X1D18**

Size	Code
1.19mm	**4101-X1D19**
1.2mm	**4101-X1D2**
1.21mm	**4101-X1D21**
1.22mm	**4101-X1D22**
1.23mm	**4101-X1D23**
1.24mm	**4101-X1D24**
1.25mm	**4101-X1D25**
1.26mm	**4101-X1D26**
1.27mm	**4101-X1D27**
1.28mm	**4101-X1D28**
1.29mm	**4101-X1D29**
1.3mm	**4101-X1D3**
1.31mm	**4101-X1D31**
1.32mm	**4101-X1D32**
1.33mm	**4101-X1D33**
1.34mm	**4101-X1D34**
1.35mm	**4101-X1D35**
1.36mm	**4101-X1D36**
1.37mm	**4101-X1D37**
1.38mm	**4101-X1D38**
1.39mm	**4101-X1D39**
1.4mm	**4101-X1D4**
1.41mm	**4101-X1D41**
1.42mm	**4101-X1D42**
1.43mm	**4101-X1D43**
1.44mm	**4101-X1D44**
1.45mm	**4101-X1D45**
1.46mm	**4101-X1D46**
1.47mm	**4101-X1D47**
1.48mm	**4101-X1D48**
1.49mm	**4101-X1D49**
1.5mm	**4101-X1D5**
1.6mm	**4101-X1D6**
1.7mm	**4101-X1D7**
1.8mm	**4101-X1D8**
1.9mm	**4101-X1D9**
2mm	**4101-X2**
2.5mm	**4101-X2D5**
3mm	**4101-X3**

Size	Code
3.5mm	**4101-X3D5**
4mm	**4101-X4**
4.5mm	**4101-X4D5**
5mm	**4101-X5**
5.1mm	**4101-X5D1**
5.5mm	**4101-X5D5**
6mm	**4101-X6**
6.5mm	**4101-X6D5**
7mm	**4101-X7**
7.5mm	**4101-X7D5**
7.7mm	**4101-X7D7**
8mm	**4101-X8**
8.5mm	**4101-X8D5**
9mm	**4101-X9**
9.5mm	**4101-X9D5**
10mm	**4101-X10**
10.3mm	**4101-X10D3**
10.5mm	**4101-X10D5**
11mm	**4101-X11**
11.5mm	**4101-X11D5**
12mm	**4101-X12**
12.5mm	**4101-X12D5**
12.9mm	**4101-X12D9**
13mm	**4101-X13**
13.5mm	**4101-X13D5**
14mm	**4101-X14**
14.5mm	**4101-X14D5**
15mm	**4101-X15**
15.5mm	**4101-X15D5**
16mm	**4101-X16**
16.5mm	**4101-X16D5**
17mm	**4101-X17**
17.5mm	**4101-X17D5**
17.6mm	**4101-X17D6**
18mm	**4101-X18**
18.5mm	**4101-X18D5**
19mm	**4101-X19**
19.5mm	**4101-X19D5**
20mm	**4101-X20**

Size	Code
20.2mm	**4101-X20D2**
20.5mm	**4101-X20D5**
21mm	**4101-X21**
21.5mm	**4101-X21D5**
22mm	**4101-X22**
22.5mm	**4101-X22D5**
22.8mm	**4101-X22D8**
23mm	**4101-X23**
23.5mm	**4101-X23D5**
24mm	**4101-X24**
24.5mm	**4101-X24D5**
25mm	**4101-X25**
30mm	**4101-X30**
35mm	**4101-X35**
40mm	**4101-X40**
41.3mm	**4101-X41D3**
45mm	**4101-X45**
50mm	**4101-X50**
60mm	**4101-X60**
70mm	**4101-X70**
75mm	**4101-X75**
80mm	**4101-X80**
90mm	**4101-X90**
100mm	**4101-X100**
125mm	**4101-X125**
131.4mm	**4101-X131D4**
150mm	**4101-X150**
175mm	**4101-X175**
200mm	**4101-X200**
250mm	**4101-X250**
300mm	**4101-X300**
400mm	**4101-X400**
500mm	**4101-X500**
600mm	**4101-X600**
700mm	**4101-X700**
750mm	**4101-X750**
800mm	**4101-X800**
900mm	**4101-X900**
1000mm	**4101-X1000**

https://precishop.hu

STEEL INDIVIDUAL GAGE BLOCKS

INSIZE PLUS
MADE IN EU OPE

INSPECTION CERTIFICATE

CUSTOM-MADE
CAN SUPPLY ANY SIZES FROM
0.1 TO 1000MM, SUCH AS 72.672MM

Code e ;planation:

4104-X□□□□□

- → K for grade K
- → A for grade 0
- → B for grade 1

4104-A70

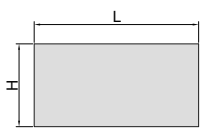

without hole

4104-A200

Unit: mm

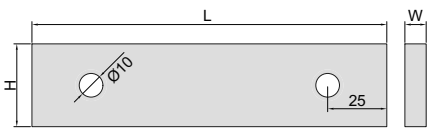

with holes

Code e ;amples:

Size (L)	Grade	Code
0.5mm	K	4104-KD5
1mm	0	4104-A1
10.5mm	1	4104-B10D5

Dimension:

Size (L)	W	H
0.5≤L≤10mm	9mm	30mm
L>10mm	9mm	35mm

- Grade K, 0 and 1 gage blocks are available
- Made of alloy steel
- Meet ISO3650
- Gage blocks with clamping holes: 125, 150, 175, 200, 250, 300, 400, 500, 600, 700, 800, 900, 1000mm
- Supplied with manufacturer inspection certificate

Size	Code
0.1mm	4104-XD1
0.2mm	4104-XD2
0.3mm	4104-XD3
0.4mm	4104-XD4
0.5mm	4104-XD5
1mm	4104-X1
1.0005mm	4104-X1D0005
1.001mm	4104-X1D001
1.002mm	4104-X1D002
1.003mm	4104-X1D003
1.004mm	4104-X1D004
1.005mm	4104-X1D005
1.006mm	4104-X1D006
1.007mm	4104-X1D007
1.008mm	4104-X1D008
1.009mm	4104-X1D009
1.01mm	4104-X1D01
1.02mm	4104-X1D02
1.03mm	4104-X1D03
1.04mm	4104-X1D04
1.05mm	4104-X1D05
1.06mm	4104-X1D06
1.07mm	4104-X1D07
1.08mm	4104-X1D08
1.09mm	4104-X1D09
1.1mm	4104-X1D1
1.11mm	4104-X1D11
1.12mm	4104-X1D12
1.13mm	4104-X1D13
1.14mm	4104-X1D14
1.15mm	4104-X1D15
1.16mm	4104-X1D16
1.17mm	4104-X1D17
1.18mm	4104-X1D18
1.19mm	4104-X1D19
1.2mm	4104-X1D2

Size	Code
1.21mm	4104-X1D21
1.22mm	4104-X1D22
1.23mm	4104-X1D23
1.24mm	4104-X1D24
1.25mm	4104-X1D25
1.26mm	4104-X1D26
1.27mm	4104-X1D27
1.28mm	4104-X1D28
1.29mm	4104-X1D29
1.3mm	4104-X1D3
1.31mm	4104-X1D31
1.32mm	4104-X1D32
1.33mm	4104-X1D33
1.34mm	4104-X1D34
1.35mm	4104-X1D35
1.36mm	4104-X1D36
1.37mm	4104-X1D37
1.38mm	4104-X1D38
1.39mm	4104-X1D39
1.4mm	4104-X1D4
1.41mm	4104-X1D41
1.42mm	4104-X1D42
1.43mm	4104-X1D43
1.44mm	4104-X1D44
1.45mm	4104-X1D45
1.46mm	4104-X1D46
1.47mm	4104-X1D47
1.48mm	4104-X1D48
1.49mm	4104-X1D49
1.5mm	4104-X1D5
1.6mm	4104-X1D6
1.7mm	4104-X1D7
1.8mm	4104-X1D8
1.9mm	4104-X1D9
2mm	4104-X2
2.5mm	4104-X2D5

Size	Code
3mm	4104-X3
3.5mm	4104-X3D5
4mm	4104-X4
4.5mm	4104-X4D5
5mm	4104-X5
5.5mm	4104-X5D5
6mm	4104-X6
6.5mm	4104-X6D5
7mm	4104-X7
7.5mm	4104-X7D5
8mm	4104-X8
8.5mm	4104-X8D5
9mm	4104-X9
9.5mm	4104-X9D5
10mm	4104-X10
10.5mm	4104-X10D5
11mm	4104-X11
11.5mm	4104-X11D5
12mm	4104-X12
12.5mm	4104-X12D5
13mm	4104-X13
13.5mm	4104-X13D5
14mm	4104-X14
14.5mm	4104-X14D5
15mm	4104-X15
15.5mm	4104-X15D5
16mm	4104-X16
16.5mm	4104-X16D5
17mm	4104-X17
17.5mm	4104-X17D5
18mm	4104-X18
18.5mm	4104-X18D5
19mm	4104-X19
19.5mm	4104-X19D5
20mm	4104-X20
20.5mm	4104-X20D5

Size	Code
21mm	4104-X21
21.5mm	4104-X21D5
22mm	4104-X22
22.5mm	4104-X22D5
23mm	4104-X23
23.5mm	4104-X23D5
24mm	4104-X24
24.5mm	4104-X24D5
25mm	4104-X25
30mm	4104-X30
40mm	4104-X40
50mm	4104-X50
60mm	4104-X60
70mm	4104-X70
75mm	4104-X75
80mm	4104-X80
90mm	4104-X90
100mm	4104-X100
125mm	4104-X125
131.4mm	4104-X131D4
150mm	4104-X150
175mm	4104-X175
200mm	4104-X200
243.5mm	4104-X243D5
250mm	4104-X250
281.2mm	4104-X281D2
300mm	4104-X300
400mm	4104-X400
481.1mm	4104-X481D1
500mm	4104-X500
550mm	4104-X550
600mm	4104-X600
700mm	4104-X700
800mm	4104-X800
900mm	4104-X900
1000mm	4104-X1000

https://precishop.hu

INSPECTION CERTIFICATE

CARBIDE GAGE BLOCK SETS

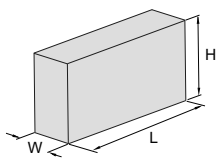

4164-32

- Made of carbide, extremely wear resistance and corrosion resistance, excellent dimension stability
- Meet ISO3650
- Supplied with manufacturer inspection certificate

Dimension:

Size (L)	W	H
0.5≤L≤10mm	9mm	30mm
L>10mm	9mm	35mm

Blocks per set	Gage blocks included in set			Code	
	Size (mm)	Step (mm)	Quantity	Grade 0	Grade 1
122	1.0005		1	4164-122	4164-1122
	1.001 71.009	0.001	9		
	1.01 71.49	0.01	49		
	1.6 71.9	0.1	4		
	0.5 724.5	0.5	49		
	30 7100	10	8		
	25 775	50	2		
112	1.0005		1	4164-112	4164-1112
	1.001 71.009	0.001	9		
	1.01 71.49	0.01	49		
	0.5 724.5	0.5	49		
	25 7100	25	4		
103	1.005		1	4164-103	4164-1103
	1.01 71.49	0.01	49		
	0.5 724.5	0.5	49		
	25 7100	25	4		
87	1.001 71.009	0.001	9	4164-87	4164-187
	1.01 71.49	0.01	49		
	0.5 79.5	0.5	19		
	10 7100	10	10		
83	0.5		1	4164-83	4164-183
	1		1		
	1.005		1		
	1.01 71.49	0.01	49		
	1.5 71.9	0.1	5		
	2 79.5	0.5	16		
	10 7100	10	10		

Blocks per set	Gage blocks included in set			Code	
	Size (mm)	Step (mm)	Quantity	Grade 0	Grade 1
76	1.005		1	4164-76	4164-176
	1.01 71.49	0.01	49		
	0.5 79.5	0.5	19		
	10 740	10	4		
	50 7100	25	3		
47	1.005		1	4164-47A	4164-147A
	1.01 71.09	0.01	9		
	1.1 71.9	0.1	9		
	1 724	1	24		
	25 7100	25	4		
47	1.005		1	4164-47	4164-147
	1.01 71.19	0.01	19		
	1.2 71.9	0.1	8		
	1 79	1	9		
	10 7100	10	10		
46	1.001 71.009	0.001	9	4164-46	4164-146
	1.01 71.09	0.01	9		
	1.1 71.9	0.1	9		
	1 79	1	9		
	10 7100	10	10		
32	1.005		1	4164-32	4164-132
	1.01 71.09	0.01	9		
	1.1 71.9	0.1	9		
	1 79	1	9		
	10 730	10	3		
	50		1		

https://precishop.hu

CALIPER INSPECTION GAGE BLOCK SET

INSPECTION CERTIFICATE

Unit: mm

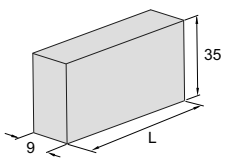

4108-3005

- Meet ISO3650/grade 2
- Supplied with manufacturer inspection certificate

(mm)

Code	Material	Gage blocks included in set (L)	Applicable calipers
4108-3005	alloy steel	30, 41.3, 131.4, 243.5, 281.2	0 7150, 0 7200, 0 7300

MICROMETER INSPECTION GAGE BLOCK SETS

INSPECTION CERTIFICATE

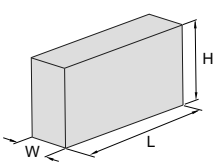

14

4107-10

- One piece of optical flat is included in **4107-10** and **4107-101**
- Meet ISO3650/grade 0
- Supplied with manufacturer inspection certificate

Dimension:

Size (L)	W	H
0.5≤L≤10mm	9mm	30mm
L>10mm	9mm	35mm

Code	Material	Gage blocks included in set (mm)	Applicable micrometer	Optical flat
4107-10	ceramic	2.5, 5.1, 7.7, 10.3, 12.9, 15, 17.6, 20.2, 22.8, 25, optical flat	0 725mm	included
4107-101	alloy steel	2.5, 5.1, 7.7, 10.3, 12.9, 15, 17.6, 20.2, 22.8, 25, optical flat	0 725mm	included
4107-112	alloy steel	25, 27.5, 30.1, 32.7, 35.3, 37.9, 40, 42.6, 45.2, 47.8, 50	25 750mm	not included
4107-113	alloy steel	50, 52.5, 55.1, 57.7, 60.3, 62.9, 65, 67.6, 70.2, 72.8, 75	50 775mm	not included
4107-114	alloy steel	75, 77.5, 80.1, 82.7, 85.3, 87.9, 90, 92.6, 95.2, 97.8, 100	75 7100mm	not included
4107-115	alloy steel	5.12, 10.24, 15.36, 21.5, 25, 30.12, 35.24, 40.36, 46.5, 50, 55.12, 60.24, 65.36, 71.5, 75, 80.12, 85.24, 90.36, 96.5, 100	0 7100mm	not included

https://precishop.hu

INSPECTION CERTIFICATE

MICROMETER INSPECTION GAGE BLOCK SET

application



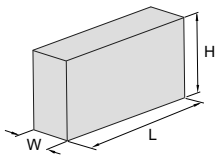

Dimension:

Size (L)	W	H
0.5≤L≤10mm	9mm	30mm
L>10mm	9mm	35mm

- Meet ISO3650/grade 0
- One piece of optical flat is included (size Ø30x12mm)
- Supplied with manufacturer inspection certificate

4160-10

optical flat (included)

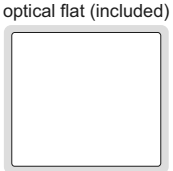

Code	Material	Gage blocks included in set	Applicable micrometer
4160-10	alloy steel	2.5mm, 5.1mm, 7.7mm, 10.3mm, 12.9mm, 15mm, 17.6mm, 20.2mm, 22.8mm, 25mm	0 725mm

GAGE BLOCK HOLDERS

- Made of aluminum
- To be used with individual steel gage blocks (code **4101**) as Go and No 7Go gage

Code	Applicable gage block size
6883-1	1.5 75mm
6883-2	5 710mm
6883-3	10 715mm
6883-4	15 720mm
6883-5	20 725mm

Unit: mm

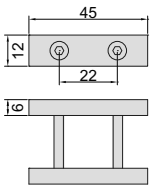

6883-4

to be used as Go and No 7Go gage



GAGE BLOCK HOLDER

VIDEO

Unit: mm

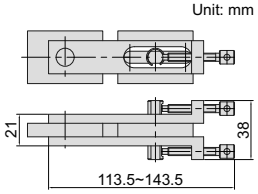

- Cor gage blocks over 125mm with clamping holes
- Optional accessory: gage block holder accessory, gage block accessory (code **6881**)

Code
6886-1

6886-1

GAGE BLOCK HOLDER ACCESSORY

Unit: mm

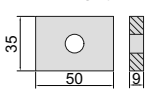

Code
6886-A

6886-A

application

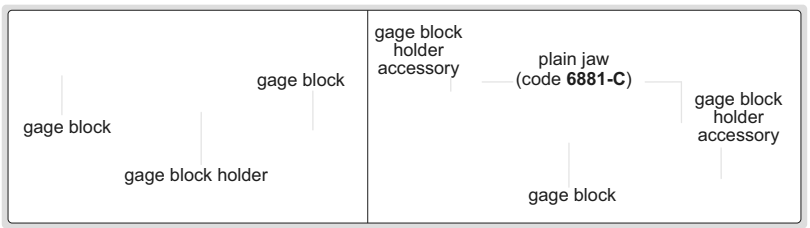

14

https://precishop.hu

GAGE BLOCK ACCESSORIES

6881-A3

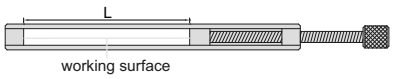

Code	Name	Clamping range* (L)
6881-A1	holder	0-25mm
6881-A	holder	25-50mm
6881-A3	holder	50-100mm
6881-A4	holder	100-200mm
6881-A5	holder	200-300mm
6881-A6**	holder	300-500mm
6881-A7**	holder	500-750mm
6881-A8**	holder	750-1000mm

*The actual clamping range should deduct the width of jaws
Not suitable for base **6881-B

6881-D

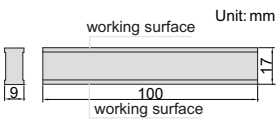

Code	Name	Remark
6881-D	parallel jaw	made of carbide

6881-S17

GAGE BLOCK ACCESSORY SET

Code	Remark
6881-S17	17 pcs (including below items)

holder, 0-25mm (code 6881- +1)	1 pc
holder, 25-50mm (code 6881- +2)	1 pc
holder, 50-100mm (code 6881- +3)	1 pc
holder, 100-200mm (code 6881- +4)	1 pc
holder, 200-300mm (code 6881- +5)	1 pc
base (code 6881-B)	1 pc
plain jaw (code 6881-C)	1 pair
parallel jaw (code 6881-D)	1 pc
half round jaw, 2.5mm (code 6881-E1)	1 pair
half round jaw, 5.0mm (code 6881-E2)	1 pair
half round jaw, 6.0mm (code 6881-E3)	1 pair
scriber (code 6881-F)	1 pc
centre point (code 6881-G)	1 pc

Code	Name
6881-B	base

6881-B

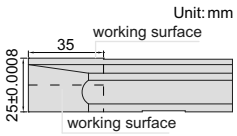

6881-E

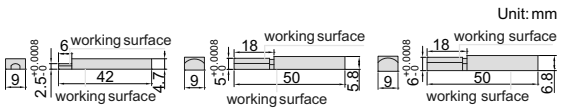

Code	Name	Size	Remark
6881-E1	half round jaw	2.5mm	made of carbide, supplied in pair
6881-E	half round jaw	5.0mm	made of carbide, supplied in pair
6881-E3	half round jaw	6.0mm	made of carbide, supplied in pair

6881-C

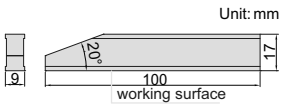

Code	Name	Remark
6881-C	plain jaw	made of carbide, supplied in pair

6881-F

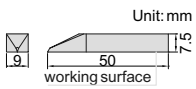

Code	Name	Remark
6881-F	scriber	made of carbide

6881-G

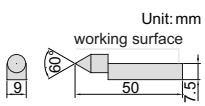

Code	Name	Remark
6881-G	centre point	the tip is made of carbide

application

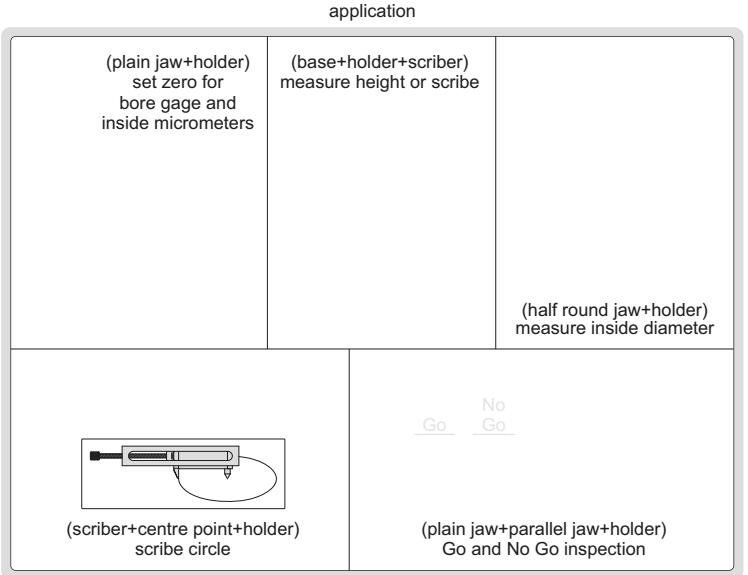

https://precishop.hu

CYLINDER GAGE BLOCKS

CUSTOM-MADE
CAN SUPPLY ANY LENGTH, SUCH AS 80.672MM

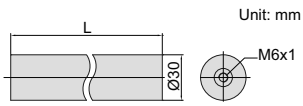

INSPECTION CERTIFICATE

- Made of special alloy steel, hardness HRC64, high stability, wear resistance and easy combination
- Meet ISO3650 grade 1
- Can be connected with M6x1 screw and combined to any sizes up to 4m

Code	Length (L)
4001- 5*	25mm
4001-50*	50mm
4001-75*	75mm
4001-100*	100mm
4001- 00*	200mm
4001-300*	300mm
4001-400*	400mm
4001-500*	500mm

*Supplied with manufacturer inspection certificate

can be combined to any sizes up to 4m

Combination 1: combined by several standard size cylinder gage blocks and one custom size cylinder gage block
For example: 500 (standard) + 200 (standard) + 25.832 (custom)=725.832mm
Note: in order to reduce cost, custom size should be within 100mm

25.832mm (custom)
500mm (standard) 200mm (standard)

Combination 2: combined by standard size cylinder gage blocks and rectangular gage blocks
For example: 500 (cylinder) + 200 (cylinder) + 21.5 (rectangular) + 2.33 (rectangular) + 2.002 (rectangular)=725.832mm

rectangular (21.5, 2.33, 2.002mm)
500mm (cylinder) 200mm (cylinder)

high stability in vertical position, suitable for checking height gages

connected with M6x1mm screw
screw

INTERNAL BLOCKS

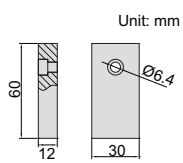

4001-A

- Can be attached to cylinder and rectangular gage blocks
- Made of special alloy steel, hardness HRC64, high stability, wear resistance and easy combination
- Supplied in a matched pair

Code	Size	Flatness
4001-A	12mm	0.2μm

Combination 1: combined by several standard size cylinder gage blocks and one custom size cylinder gage block
For example: 500 (standard) + 200 (standard) + 25.832 (custom)=725.832mm
Note: in order to reduce cost, custom size should be within 100mm

500mm (standard) 200mm (standard) 25.832mm (custom)

Combination 2: combined by standard size cylinder gage blocks and rectangular gage blocks
For example: 500 (cylinder) + 200 (cylinder) + 50 (rectangular) - 20 (rectangular) - 2.16 (rectangular) - 2.008 (rectangular)=725.832mm

500mm (cylinder) 200mm (cylinder) 50mm (cylinder)
rectangular (20, 2.16, 2.008mm)

BASE

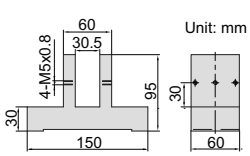

4001-B

Code	Remark
4001-B	supplied in pair

working with base

internal blocks
cylinder gage block +internal blocks
cylinder gage block
internal blocks
cylinder gage block +internal blocks+base
base
cylinder gage block
base

14

https://precishop.hu

CMM CHECK MASTERS

INSPECTION CERTIFICATE

688 -600A

- To check the accuracy of table movements of machine tools and calibrate CMM
- Horizontal use and vertical use
- Constructed with ceramic gage blocks
- Can be used with stand

Unit: mm

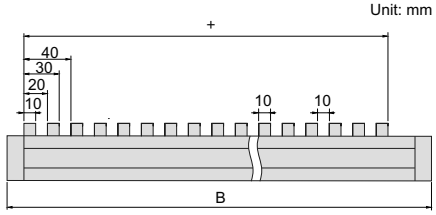

Standard accuracy

Code	Size	Step	A	B
688 -300A*	0-300mm	10mm	310mm	350mm
688 -400A*	0-400mm	10mm	410mm	450mm
688 -500A*	0-500mm	10mm	510mm	550mm
688 -600A*	0-600mm	10mm	610mm	650mm
688 -1000A*	0-1000mm	10mm	1010mm	1050mm

High accuracy

Code	Size	Step	A	B
688 -300H*	0-300mm	10mm	310mm	350mm
688 -400H*	0-400mm	10mm	410mm	450mm
688 -500H*	0-500mm	10mm	510mm	550mm
688 -600H*	0-600mm	10mm	610mm	650mm
688 -1000H*	0-1000mm	10mm	1010mm	1050mm

*Supplied with manufacturer inspection certificate

horizontal use

Accuracy

Range (mm)	Standard accuracy	High accuracy
≤300	±1.3μm	±0.8μm
>300, ≤400	±1.6μm	±1.0μm
>400, ≤500	±2.0μm	±1.0μm
>500, ≤600	±2.5μm	±1.0μm
>600, ≤800	±3.0μm	±2.5μm
>800, ≤1000	±4.0μm	±2.5μm

Stand (optional)

Code	Applicable check masters
688 -S1	6882-300 +, 6882-300H
688 -S	6882-400 +, 6882-400H
688 -S3	6882-500 +, 6882-500H
688 -S4	6882-600 +, 6882-600H
688 -S5	6882-1000 +, 6882-1000H

can be used with stand **(optional)**

https://precishop.hu

INSPECTION CERTIFICATE

CMM CHECK MASTERS (ADVANCED TYPE)

6874-1000

- To check the accuracy of table movements of machine tools and calibrate CMM
- Horizontal use and vertical use
- Constructed with ceramic gage blocks
- Can be used with stand

Unit: mm

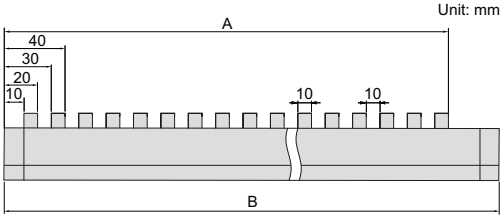

Code	Size	Step	A	B
6874-300*	0-300mm	10mm	320mm	345mm
6874-450*	0-450mm	10mm	470mm	495mm
6874-600*	0-600mm	10mm	620mm	645mm
6874-1000*	0-1000mm	10mm	1020mm	1045mm

*Supplied with ISO17025 calibration cartificate of Shenzhen Institute of Metrology&Quality Inspection (SMQ)

ISO17025 calibration certificate

Accuracy

Range (mm)	Accuracy	Work face size variation
≤100	±1.0μm	0.5μm
>100, ≤200	±1.1μm	0.5μm
>200, ≤300	±1.3μm	0.6μm
>300, ≤400	±1.6μm	0.7μm
>400, ≤500	±2.0μm	0.8μm
>500, ≤600	±2.5μm	1.0μm
>600, ≤800	±3.0μm	1.4μm
>800, ≤1000	±4.0μm	1.8μm

Stand (optional)

Code	Applicable check masters
6874-A	6874-300, 6874-450, 6874-600
6874-B	6874-1000

can be used with stand **(optional)**

https://precishop.hu

CALIPER/HEIGHT GAGE CHECKERS

INSPECTION CERTIFICATE

Unit: mm

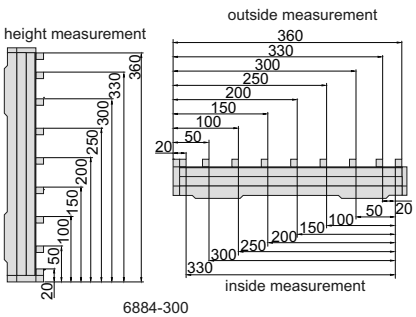

6884-300

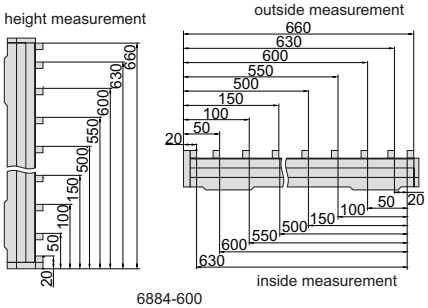

6884-600

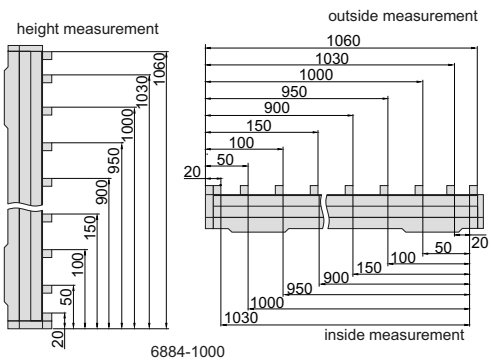

6884-1000

horizontal use

vertical use

6884-300

- To check calipers and height gages
- Constructed with steel gage blocks

check upper jaws of calipers

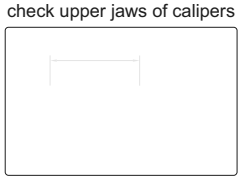

check lower jaws of calipers

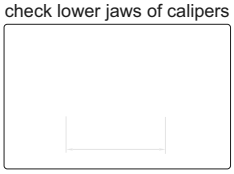

check height gages

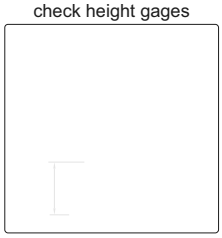

(mm)

Code	Size	Range of inside measurement	Range of outside measurement	Range of height measurement	Accuracy
6884-300	0-300mm	20, 50, 100, 150, 200, 250, 300, 330	20, 50, 100, 150, 200, 250, 300, 330, 360	20, 50, 100, 150, 200, 250, 300, 330, 360	±3μm
6884-600*	0-600mm	20, 50, 100, 150, 200, 250, 300, 350, 400, 450, 500, 550, 600, 630	20, 50, 100, 150, 200, 250, 300, 350, 400, 450, 500, 550, 600, 630, 660	20, 50, 100, 150, 200, 250, 300, 350, 400, 450, 500, 550, 600, 630, 660	±5μm
6884-1000*	0-1000mm	20, 50, 100, 150, 200, 250, 300, 350, 400, 450, 500, 550, 600, 650, 700, 750, 800, 850, 900, 950, 1000, 1030	20, 50, 100, 150, 200, 250, 300, 350, 400, 450, 500, 550, 600, 650, 700, 750, 800, 850, 900, 950, 1000, 1030, 1060	20, 50, 100, 150, 200, 250, 300, 350, 400, 450, 500, 550, 600, 650, 700, 750, 800, 850, 900, 950, 1000, 1030, 1060	±7μm

*Supplied with manufacturer inspection certificate

INSIDE MICROMETER ACCESSORY

- Supplied with a pair of 5mm carbide gage blocks

Code
6884-A10*

*Supplied with manufacturer inspection certificate

6884-A10

set inside micrometers

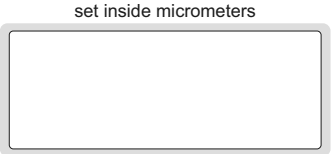

https://precishop.hu

ANGLE GAGE BLOCKS

INSPECTION CERTIFICATE

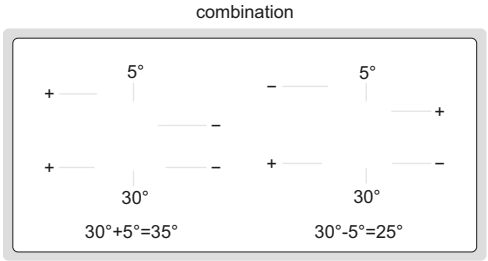

- +ccuracy: ±2"
- To inspect protractor, taper gage, index plate, index head and goniometer, can also be used to set angle
- Made of special alloy steel, hardness HRC64, high stability, wear resistance and easy combination
- Can be combined to any angle with interval 6 seconds after combination (6", 12", 18", ... , 360°)

Individual

Code	Angle (α)	H (mm)
400 -A1*	1°	11.5
400 -A3*	3°	14.0
400 -A5*	5°	16.5
400 -A9*	9°	22.0
400 -A15	15°	30. 5
400 -A 7*	27°	48.0
400 -A30	30°	53.5
400 -A41*	41°	75.0
400 -A45	45°	84.0
400 -B1*	1'	10.0
400 -B3	3'	10.0
400 -B5*	5'	10.0
400 -B9	9'	10.0
400 -B 0*	20'	10.0
400 -B 7	27'	10.0
400 -B30*	30'	10.0
400 -C6	6"	10.0
400 -C1*	12"	10.0
400 -C18	18"	10.0
400 -C30*	30"	10.0
400 -D	90°/90°/90°/90°	75.0

400 -15

Unit: mm

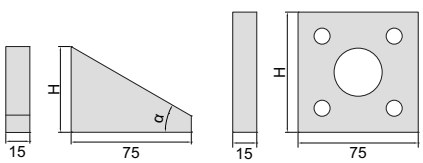



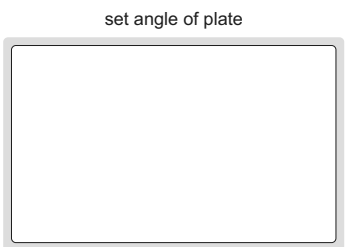

Set

Code	Angle (α)	Total quantity
400 -13	1°, 3°, 9°, 27°, 41°, 1', 3', 9', 27', 6", 18", 30", 90°/90°/90°/90°	13
400 -15*	1°, 3°, 5°, 15°, 30°, 45°, 1', 3', 5', 20', 30', 6", 12", 30", 90°/90°/90°/90°	15

*Supplied with manufacturer inspection certificate

14

A GLE BLOCK SET

- For angle set-up in tooling, production and inspection
- +ccuracy of angle: ±9 seconds
- Made of alloy steel
- Hardness HRC60±2

6540-1

Unit: mm

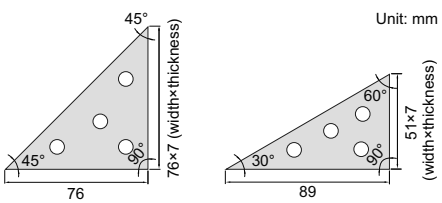

Code	Angle plates included	Angle
6540-1	2	45°, 45°, 90°
		30°, 60°, 90°

https://precishop.hu

CARBIDE PIN GAGE SETS

- Meet DIN2269, grade 1
- Made of carbide
- Hardness HR +90-90.5
- Diameter accuracy: ±1μm

Code	Diameter Ød (mm)	Step	Pin gages per set
4194-1S	0.30, 0.31, 0.32, ···· 1.00	0.01mm	71
4194- S	1.00, 1.01, 1.02, ···· 2.00	0.01mm	101
4194-3S	2.00, 2.01, 2.02, ···· 3.00	0.01mm	101
4194-4S	3.00, 3.01, 3.02, ···· 4.00	0.01mm	101
4194-5S	4.00, 4.01, 4.02, ···· 5.00	0.01mm	101
4194-6S	5.00, 5.01, 5.02, ···· 6.00	0.01mm	101
4194-7S	6.00, 6.01, 6.02, ···· 7.00	0.01mm	101
4194-8S	7.00, 7.01, 7.02, ···· 8.00	0.01mm	101
4194-9S	8.00, 8.01, 8.02, ···· 9.00	0.01mm	101
4194-10S	9.00, 9.01, 9.02, ···· 10.00	0.01mm	101
4194-10D	10.00, 10.01, 10.02, ···· 10.50	0.01mm	51
4194-11	10.50, 10.51, 10.52, ···· 11.00	0.01mm	51
4194-11D	11.00, 11.01, 11.02, ···· 11.50	0.01mm	51
4194-1	11.50, 11.51, 11.52, ···· 12.00	0.01mm	51
4194-1 D	12.00, 12.01, 12.02, ···· 12.50	0.01mm	51
4194-13	12.50, 12.51, 12.52, ···· 13.00	0.01mm	51
4194-13D	13.00, 13.01, 13.02, ···· 13.50	0.01mm	51
4194-14	13.50, 13.51, 13.52, ···· 14.00	0.01mm	51
4194-14D	14.00, 14.01, 14.02, ···· 14.50	0.01mm	51
4194-15	14.50, 14.51, 14.52, ···· 15.00	0.01mm	51

4194-10D

Unit: mm

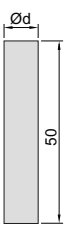

CARBIDE INDIVIDUAL PIN GAGES

INSPECTION CERTIFICATE

- Meet DIN2269, grade 1
- Diameter range: Ø0.300 NØ30.000mm with three decimal, for example 0.311mm, 5.562mm, 16.298mm
- Diameter accuracy: ±1μm
- Made of carbide
- Hardness HR +90-90.5
- Optional accessory: wooden box (code **7340**)

Unit: mm

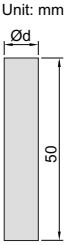

Ordering examples:

Diameter	Code
0.311mm	4193-0D311
5.562mm	4193-5D562
16.298mm	4193-16D298

Note: OD P stands for O. P

4193-8D015

Code	Diameter range Ød (mm)
4193-□□□□□	0.300 N30.000

*Supplied with manufacturer inspection certificate

https://precishop.hu

POPULAR MODEL

STEEL PIN GAGE SETS

- Meet DIN2269, grade 1
- Made of alloy steel
- Hardness HRC62-65
- Diameter accuracy: ±1μm

Unit: mm

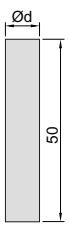

4166-10

Code	Diameter Ød (mm)	Step	Pin gages per set
4166- S	1.00, 1.01, 1.02, ···· 2.00	0.01mm	101
4166-3S	2.00, 2.01, 2.02, ···· 3.00	0.01mm	101
4166-4S	3.00, 3.01, 3.02, ···· 4.00	0.01mm	101
4166-5S	4.00, 4.01, 4.02, ···· 5.00	0.01mm	101
4166-6S	5.00, 5.01, 5.02, ···· 6.00	0.01mm	101
4166-7S	6.00, 6.01, 6.02, ···· 7.00	0.01mm	101
4166-8S	7.00, 7.01, 7.02, ···· 8.00	0.01mm	101
4166-9S	8.00, 8.01, 8.02, ···· 9.00	0.01mm	101
4166-10S	9.00, 9.01, 9.02, ···· 10.00	0.01mm	101

Code	Diameter Ød (mm)	Step	Pin gages per set
4166-411	1.0, 1.1, 1.2, ···· 5.0	0.1mm	41
4166-511	5.0, 5.1, 5.2, ···· 10.0	0.1mm	51
4166-51	10.0, 10.1, 10.2, ···· 15.0	0.1mm	51
4166-513	15.0, 15.1, 15.2, ···· 20.0	0.1mm	51

Code	Diameter Ød (mm)	Step	Pin gages per set
4166-0D	0.20, 0.21, 0.22, ···· 0.50	0.01mm	31
4166-1	0.50, 0.51, 0.52, ···· 1.00	0.01mm	51
4166-1D	1.00, 1.01, 1.02, ···· 1.50	0.01mm	51
4166-	1.50, 1.51, 1.52, ···· 2.00	0.01mm	51
4166- D	2.00, 2.01, 2.02, ···· 2.50	0.01mm	51
4166-3	2.50, 2.51, 2.52, ···· 3.00	0.01mm	51
4166-3D	3.00, 3.01, 3.02, ···· 3.50	0.01mm	51
4166-4	3.50, 3.51, 3.52, ···· 4.00	0.01mm	51
4166-4D	4.00, 4.01, 4.02, ···· 4.50	0.01mm	51
4166-5	4.50, 4.51, 4.52, ···· 5.00	0.01mm	51
4166-5D	5.00, 5.01, 5.02, ···· 5.50	0.01mm	51
4166-6	5.50, 5.51, 5.52, ···· 6.00	0.01mm	51
4166-6D	6.00, 6.01, 6.02, ···· 6.50	0.01mm	51
4166-7	6.50, 6.51, 6.52, ···· 7.00	0.01mm	51
4166-7D	7.00, 7.01, 7.02, ···· 7.50	0.01mm	51
4166-8	7.50, 7.51, 7.52, ···· 8.00	0.01mm	51
4166-8D	8.00, 8.01, 8.02, ···· 8.50	0.01mm	51
4166-9	8.50, 8.51, 8.52, ···· 9.00	0.01mm	51
4166-9D	9.00, 9.01, 9.02, ···· 9.50	0.01mm	51
4166-10	9.50, 9.51, 9.52, ···· 10.00	0.01mm	51

Code	Diameter Ød (mm)	Step	Pin gages per set
4166-10D	10.00, 10.01, 10.02, ···· 10.50	0.01mm	51
4166-11	10.50, 10.51, 10.52, ···· 11.00	0.01mm	51
4166-11D	11.00, 11.01, 11.02, ···· 11.50	0.01mm	51
4166-1	11.50, 11.51, 11.52, ···· 12.00	0.01mm	51
4166-1 D	12.00, 12.01, 12.02, ···· 12.50	0.01mm	51
4166-13	12.50, 12.51, 12.52, ···· 13.00	0.01mm	51
4166-13D	13.00, 13.01, 13.02, ···· 13.50	0.01mm	51
4166-14	13.50, 13.51, 13.52, ···· 14.00	0.01mm	51
4166-14D	14.00, 14.01, 14.02, ···· 14.50	0.01mm	51
4166-15	14.50, 14.51, 14.52, ···· 15.00	0.01mm	51
4166-15D	15.00, 15.01, 15.02, ···· 15.50	0.01mm	51
4166-16	15.50, 15.51, 15.52, ···· 16.00	0.01mm	51
4166-16D	16.00, 16.01, 16.02, ···· 16.50	0.01mm	51
4166-17	16.50, 16.51, 16.52, ···· 17.00	0.01mm	51
4166-17D	17.00, 17.01, 17.02, ···· 17.50	0.01mm	51
4166-18	17.50, 17.51, 17.52, ···· 18.00	0.01mm	51
4166-18D	18.00, 18.01, 18.02, ···· 18.50	0.01mm	51
4166-19	18.50, 18.51, 18.52, ···· 19.00	0.01mm	51
4166-19D	19.00, 19.01, 19.02, ···· 19.50	0.01mm	51
4166- 0	19.50, 19.51, 19.52, ···· 20.00	0.01mm	51

https://precishop.hu

STEEL INDIVIDUAL PIN GAGES WITH TWO DECIMAL PLACES (0.01MM STEP)

Ordering examples:
Diameter Code
0.21mm 4110-0D21
5.56mm 4110-5D56
16.00mm 4110-16D00
Note : OD P stands for O. P

Unit: mm

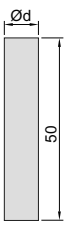

4110-9D98

- Meet DIN2269, grade 1
- Diameter range: Ø0.20 NØ20.00mm
- Diameter accuracy: ±1μm
- Made of alloy steel
- Hardness HRC62-65
- Optional accessory: wooden box (code **7340**)

Code
4110-□□□□

Diameter Ød (mm)
0.20, 0.21, 0.22, 0.23, ···· 1.00
1.01, 1.02, 1.03, 1.04, ···· 2.00
2.01, 2.02, 2.03, 2.04, ···· 3.00
3.01, 3.02, 3.03, 3.04, ···· 4.00
4.01, 4.02, 4.03, 4.04, ···· 5.00
5.01, 5.02, 5.03, 5.04, ···· 6.00
6.01, 6.02, 6.03, 6.04, ···· 7.00
7.01, 7.02, 7.03, 7.04, ···· 8.00
8.01, 8.02, 8.03, 8.04, ···· 9.00
9.01, 9.02, 9.03, 9.04, ···· 10.00
10.01, 10.02, 10.03, 10.04, ···· 11.00
11.01, 11.02, 11.03, 11.04, ···· 12.00
12.01, 12.02, 12.03, 12.04, ···· 13.00
13.01, 13.02, 13.03, 13.04, ···· 14.00
14.01, 14.02, 14.03, 14.04, ···· 15.00
15.01, 15.02, 15.03, 15.04, ···· 16.00
16.01, 16.02, 16.03, 16.04, ···· 17.00
17.01, 17.02, 17.03, 17.04, ···· 18.00
18.01, 18.02, 18.03, 18.04, ···· 19.00
19.01, 19.02, 19.03, 19.04, ···· 20.00

STEEL INDIVIDUAL PIN GAGES WITH THREE DECIMAL PLACES (0.001MM STEP)

INSPECTION CERTIFICATE

- Meet DIN2269, grade 1
- Diameter range: Ø0.200 NØ30.000mm with three decimal, for example 0.211mm, 5.562mm, 16.298mm
- Diameter accuracy: ±1μm
- Made of alloy steel
- Hardness HRC62-65
- Optional accessory: wooden box (code **7340**)

Unit: mm

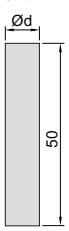

4118-8D015

Ordering examples:
Diameter Code
0.211mm 4118-0D211
5.562mm 4118-5D562
16.298mm 4118-16D298
Note: OD P stands for O. P

Code	Diameter range Ød (mm)
4118-□□□□□	0.200 N30.000

*Supplied with manufacturer inspection certificate

CERAMIC INDIVIDUAL PIN GAGES

- Meet DIN2269, grade 1
- Diameter range: Ø1.000 NØ15.000mm
- Qith three decimal, for example 1.211mm, 5.562mm, 14.955mm
- Diameter accuracy: ±1μm
- Made of ceramic, extremely wear resistance, corrosion resistance and dimensional stability
- Optional accessory: wooden box (code **7340**)

Unit: mm

419 -10D000

Ordering examples:
Diameter Code
1.211mm 4192-1D211
5.562mm 4192-5D562
14.955mm 4192-14D955
Note : OD P stands for O. P

Code	Diameter range Ød (mm)
419 -□□□□	1.000-15.000

https://precishop.hu

BOXES FOR PIN GAGES

- For individual pin gages (**4110, 4118, 419** and **4193** series)

Code	Applicable pin gage diameter Ød	Quantity of pin gages
7340	0.20-10.00mm	51 pcs
7340-101	0.20-10.00mm	101 pcs
7340- 01	10.00-15.00mm	51 pcs
7340- 0	15.00-20.00mm	51 pcs

7340

PI GAGE HA DLE

Unit: mm

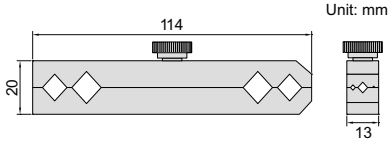

7345-13

application



- Operated without wrench
- Made of aluminum

Code	Applicable pin gage diameter
7345-13	1 N13mm

PIN GAGE HANDLES (OPERATED WITHOUT WRENCH)

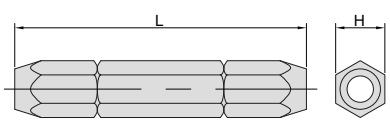

- Operated without wrench
- Made of aluminum
- Rin gages can be installed

734 -M1

(mm)

Code	Applicable pin gage diameter	H	L
734 -M0	0.30-1.50mm/0.011-0.049"	10	112
734 -M1	1.51-6.35mm/0.050-0.250"	24	131
734 -M	6.36-12.70mm/0.251-0.500"	32	152
734 -M3	12.71-15.88mm/0.501-0.625"	37	152
734 -M4	15.89-19.00mm/0.626-0.750"	37	152
734 -M5	19.01-21.13mm/0.751-0.832"	40	158
734 -M6	21.14-23.27mm/0.833-0.916"	40	158
734 -M7	23.28-25.40mm/0.917-1.000"	40	158

application



https://precishop.hu

PIN GAGE HANDLES (OPERATED WITH WRENCH)

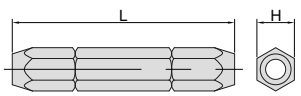

handle

brass clamping bush
(0.2 N7.14mm)

aluminum clamping bush
(7.14 N24.80mm)

- Qrench is needed to install pins
- Clamping bushes (0.2 N7.14mm) are made of brass, clamping bushes (7.14 N24.80mm) are made of aluminum

(mm)

Code	Applicable pin gage diameter	Including		H	L
		handle	clamping bush (mm)		
7341-0S	0.2-1.02mm	1 pc	6 pairs (the clamping range are 0.2-0.38, 0.38-0.51, 0.51-0.64, 0.64-0.76, 0.76-0.89, 0.89-1.02)	7	57
7341-1S	1.02-1.91mm	1 pc	7 pairs (the clamping range are 1.02-1.14, 1.14-1.27, 1.27-1.40, 1.40-1.52, 1.52-1.65, 1.65-1.78, 1.78-1.91)	7	57
7341- S	1.91-3.33mm	1 pc	8 pairs (the clamping range are 1.91-2.08, 2.08-2.26, 2.26-2.44, 2.44-2.62, 2.62-2.79, 2.79-2.97, 2.97-3.15, 3.15-3.33)	9	73
7341-3S	3.33-4.57mm	1 pc	7 pairs (the clamping range are 3.33-3.51, 3.51-3.68, 3.68-3.86, 3.86-4.04, 4.04-4.22, 4.22-4.39, 4.39-4.57)	9	73
7341-4S	4.57-5.79mm	1 pc	6 pairs (the clamping range are 4.57-4.78, 4.78-4.98, 4.98-5.18, 5.18-5.38, 5.38-5.59, 5.59-5.79)	14	79
7341-5S	5.79-7.14mm	1 pc	6 pairs (the clamping range are 5.79-5.99, 5.99-6.20, 6.20-6.40, 6.40-6.63, 6.63-6.88, 6.88-7.14)	14	79
7341-6S	7.14-8.66mm	1 pc	6 pairs (the clamping range are 7.14-7.39, 7.39-7.65, 7.65-7.90, 7.90-8.15, 8.15-8.41, 8.41-8.66)	19	91
7341-7S	8.66-10.31mm	1 pc	6 pairs (the clamping range are 8.66-8.92, 8.9 -9.17, 9.17-9.42, 9.42-9.70, 9.70-10.01, 10.01-10.31)	19	91
7341-8S	10.31-11.81mm	1 pc	4 pairs (the clamping range are 10.31-10.67, 10.67-11.05, 11.05-11.43, 11.43-11.81)	22	106
7341-9S	11.81-12.95mm	1 pc	3 pairs (the clamping range are 11.81-12.19, 12.19-12.57, 12.57-12.95)	22	106
7341-10S	12.95-14.71mm	1 pc	4 pairs (the clamping range are 12.95-13.51, 13.51-13.89, 13.89-14.30, 14.30-14.71)	24	115
7341-11S	14.71-16.13mm	1 pc	4 pairs (the clamping range are 14.71-15.09, 15.09-15.49, 15.49-15.88, 15.88-16.13)	24	115
7341-1 S	16.13-17.88mm	1 pc	4 pairs (the clamping range are 16.13-16.66, 16.66-17.07, 17.07-17.48, 17.48-17.88)	27	118
7341-13S	17.88-19.30mm	1 pc	4 pairs (the clamping range are 17.88-18.26, 18.26-18.67, 18.67-19.05, 19.05-19.30)	27	118
7341-15S	19.30-24.80mm	1 pc	8 pairs (the clamping range are 19.30-19.84, 19.84-20.62, 20.62-21.41, 21.41-22.23, 22.23-23.03, 23.03-23.80, 23.80-24.59, 24.59-24.80)	32	133

https://precishop.hu

SINGLE END PIN GAGE HANDLES (OPERATED WITH WRENCH)

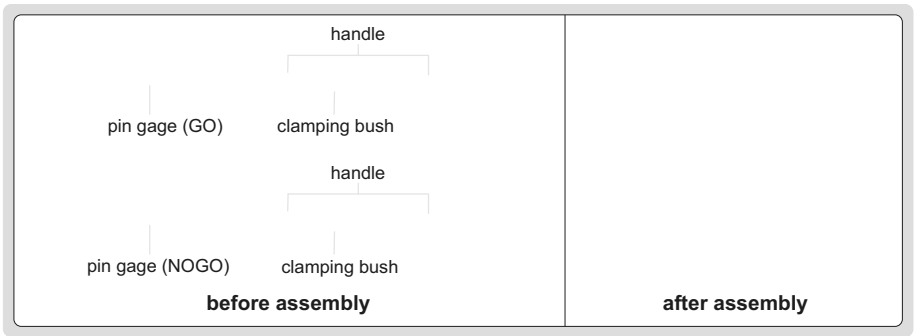

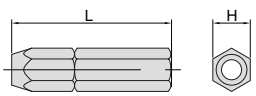

- Qrench is needed to install pins
- Clamping bushes (0.2 N7.14mm) are made of brass, clamping bushes (7.14 N24.80mm) are made of aluminum

7344-4G green (GO) **7344-4R** red (NOGO) brass clamping bush (0.2 N7.14mm) aluminum clamping bush (7.14 N24.80mm)

(mm)

Code		Including		Applicable pin gage diameter	H	L
green (GO)	red (NOGO)	handle	clamping bush (mm)			
7344-0G	**7344-0R**	1 pc	6 pcs (the clamping range are 0.2-0.38, 0.38-0.51, 0.51-0.64, 0.64-0.76, 0.76-0.89, 0.89-1.02)	0.2-1.02mm	7	52
7344-1G	**7344-1R**	1 pc	7 pcs (the clamping range are 1.02-1.14, 1.14-1.27, 1.27-1.40, 1.40-1.52, 1.52-1.65, 1.65-1.78, 1.78-1.91)	1.02-1.91mm	7	52
7344- G	**7344- R**	1 pc	8 pcs (the clamping range are 1.91-2.08, 2.08-2.26, 2.26-2.44, 2.44-2.62, 2.62-2.79, 2.79-2.97, 2.97-3.15, 3.15 -3.33)	1.91-3.33mm	9	68
7344-3G	**7344-3R**	1 pc	7 pcs (the clamping range are 3.33-3.51, 3.51-3.68, 3.68-3.86, 3.86-4.04, 4.04-4.22, 4.22-4.39, 4.39-4.57)	3.33-4.57mm	9	68
7344-4G	**7344-4R**	1 pc	6 pcs (the clamping range are 4.57-4.78, 4.78-4.98, 4.98-5.18, 5.18-5.38, 5.38-5.59, 5.59-5.79)	4.57-5.79mm	14	73
7344-5G	**7344-5R**	1 pc	6 pcs (the clamping range are 5.79-5.99, 5.99-6.20, 6.20-6.40, 6.40-6.63, 6.63-6.88, 6.88-7.14)	5.79-7.14mm	14	73
7344-6G	**7344-6R**	1 pc	6 pcs (the clamping range are 7.14-7.39, 7.39-7.65, 7.65-7.90, 7.90-8.15, 8.15-8.41, 8.41-8.66)	7.14-8.66mm	19	79
7344-7G	**7344-7R**	1 pc	6 pcs (the clamping range are 8.66-8.92, 8.92-9.17, 9.17-9.42, 9.42-9.70, 9.70-10.01, 10.01-10.31)	8.66-10.31mm	19	79
7344-8G	**7344-8R**	1 pc	4 pcs (the clamping range are 10.31-10.67, 10.67-11.05, 11.05-11.43, 11.43-11.81)	10.31-11.81mm	22	93
7344-9G	**7344-9R**	1 pc	3 pcs (the clamping range are 11.81-12.19, 12.19-12.57, 12.57-12.95)	11.81-12.95mm	22	93
7344-10G	**7344-10R**	1 pc	4 pcs (the clamping range are 12.95-13.51, 13.51-13.89, 13.89-14.30, 14.30-14.71)	12.95-14.71mm	24	98
7344-11G	**7344-11R**	1 pc	4 pcs (the clamping range are 14.71-15.09, 15.09-15.49, 15.49-15.88, 15.88-16.13)	14.71-16.13mm	24	98
7344-1 G	**7344-1 R**	1 pc	4 pcs (the clamping range are 16.13-16.66, 16.66-17.07, 17.07-17.48, 17.48-17.88)	16.13-17.88mm	27	110
7344-13G	**7344-13R**	1 pc	4 pcs (the clamping range are 17.88-18.26, 18.26-18.67, 18.67-19.05, 19.05-19.30)	17.88-19.30mm	27	110
7344-15G	**7344-15R**	1 pc	8 pcs (the clamping range are 19.30-19.84, 19.84-20.62, 20.62-21.41, 21.41-22.23, 22.23-23.03, 23.03-23.80, 23.80-24.59, 24.59-24.80)	19.30-24.80mm	32	118

https://precishop.hu

CYLINDER GAGES

CAN SUPPLY CUSTOM SIZES FROM Ø3.000mm TO Ø200.000mm, FOR EXAMPLE, Ø20.218mm

INSPECTION CERTIFICATE

- Made of tungsten steel, quenched, ultra-low temperature treatment
- ear resistant, long life, dimension stability
- Hardness HRC60-62

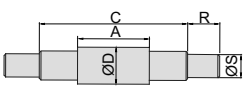

(mm)

Diameter ØD**	A	C	R	ØS	Size*** difference	Roundness and cylindricity
3.0-3.81	9.52	17.46	11.1	2.4	±5μm	0.5μm
3.81-5.84	11.11	19.05	11.1	3.2	±5μm	0.5μm
5.84-9.27	12.7	20.64	11.1	5.6	±5μm	0.5μm

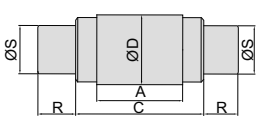

(mm)

Diameter ØD**	A	C	R	ØS	Size*** difference	Roundness and cylindricity
9.27-12.95	14.29	22.22	12.7	8.7	±5μm	0.5μm
12.95-20.96	15.88	23.81	12.7	12.7	±5μm	0.5μm
20.96-28.83	17.46	25.4	15.9	19	±5μm	0.7μm
28.83-38.35	20.64	28.58	15.9	25.4	±5μm	0.7μm

6316-30

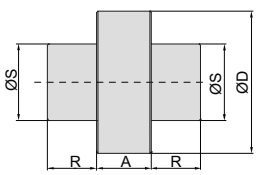

(mm)

Diameter ØD **	A	ØS	R	Size*** difference	Roundness and cylindricity
38.35-51.05	31.8	22.2	15.8	±5μm	1μm
51.05-63.75	31.8	22.2	15.8	±5μm	1μm
63.75-76.45	38.1	25.4	39.8	±5μm	1.2μm
76.45-89.15	38.1	25.4	39.8	±5μm	1.2μm
89.15-101.85	38.1	25.4	39.8	±5μm	1.2μm
101.85-114.55	38.1	25.4	39.8	±5μm	1.2μm
114.55-127.25	38.1	25.4	39.8	±5μm	1.6μm
127.25-139.95	38.1	25.4	39.8	±5μm	1.6μm
139.95-152.62	38.1	25.4	39.8	±5μm	1.6μm
152.65-165.35	38.1	25.4	39.8	±5μm	1.6μm
165.35-178.05	38.1	25.4	39.8	±5μm	2μm
178.05-190.75	38.1	25.4	39.8	±5μm	2μm
190.75-203.45	38.1	25.4	39.8	±5μm	2μm

** For example, 3-3.81 indicates 3mm<D≤3.8mm

*** Size difference 1difference between the ordered size and the size marked on the cylinder gages when supplied).
For example, the ordered size is Ø3.000mm, the size marked on the cylinder gages when supplied may be Ø3.003mm

14

Code	ØD
6316-3	Ø3mm
6316-4*	Ø4mm
6316-5	Ø5mm
6316-6*	Ø6mm
6316-7	Ø7mm
6316-8*	Ø8mm
6316-9	Ø9mm
6316-10*	Ø10mm
6316-11	Ø11mm
6316-12*	Ø12mm
6316-13	Ø13mm
6316-14*	Ø14mm
6316-15	Ø15mm

Code	ØD
6316-16	Ø16mm
6316-17*	Ø17mm
6316-18	Ø18mm
6316-19*	Ø19mm
6316-20	Ø20mm
6316-21*	Ø21mm
6316-22	Ø22mm
6316-23*	Ø23mm
6316-24	Ø24mm
6316-25*	Ø25mm
6316-26	Ø26mm
6316-27*	Ø27mm
6316-28	Ø28mm

Code	ØD
6316-29	Ø29mm
6316-30*	Ø30mm
6316-31	Ø31mm
6316-32*	Ø32mm
6316-33	Ø33mm
6316-34*	Ø34mm
6316-35	Ø35mm
6316-36*	Ø36mm
6316-37	Ø37mm
6316-38*	Ø38mm
6316-39	Ø39mm
6316-40*	Ø40mm
6316-41	Ø41mm

Code	ØD
6316-42	Ø42mm
6316-43*	Ø43mm
6316-44	Ø44mm
6316-45*	Ø45mm
6316-46	Ø46mm
6316-47*	Ø47mm
6316-48	Ø48mm
6316-49*	Ø49mm
6316-50	Ø50mm
6316-55*	Ø55mm
6316-60	Ø60mm
6316-62*	Ø62mm
6316-65	Ø65mm

Code	ØD
6316-70	Ø70mm
6316-75*	Ø75mm
6316-80	Ø80mm
6316-85*	Ø85mm
6316-87	Ø87mm
6316-90*	Ø90mm
6316-95	Ø95mm
6316-100*	Ø100mm
6316-125	Ø125mm
6316-150*	Ø150mm
6316-175	Ø175mm
6316-200*	Ø200mm

*Supplied with manufacturer inspection certificate

https://precishop.hu

FAST AND ACCURATE MEASUREMENT OF CYLINDERS

ADJUSTABLE SNAP GAGES

- Used as Go/No-Go gage by setting upper and lower limits
- Flatness of anvil: 1.5μm
- Parallelism of measuring faces:
  range 0-32mm: 3μm
  range 32-89mm: 4μm
  range 89-300mm: 5μm

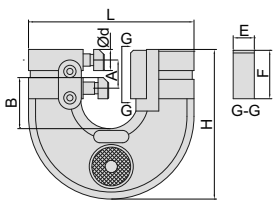

2187-19

(mm)

Code	Range	L	A	B	E	F	H	Ød
2187-6	0-6mm	74	15	17.5	12.2	27.2	71.5	7
2187-13	6-13mm	85	15	26	12.2	27.2	79.5	12.3
2187-19	13-19mm	93	15	27	12.2	27.2	83	12.3
2187-25	19-25mm	100	15	33.5	12.2	27.2	89.5	12.3
2187-32	25-32mm	111	18	38.5	15.2	35.2	104	15.3
2187-38	32-38mm	117	18	41.5	15.2	35.2	105	15.3
2187-44	38-44mm	123	18	44.5	15.2	35.2	109	15.3
2187-51	44-51mm	130	18	48	15.2	35.2	117	15.3
2187-57	51-57mm	136	18	45	15.2	35.2	119	15.3
2187-63	57-63mm	143	18	50	15.2	35.2	122	15.3
2187-70	63-70mm	156	20	58	15.2	35.2	132	15.3
2187-76	70-76mm	163	20	60.5	15.2	35.2	137	15.3
2187-82	76-82mm	169	20	64.5	15.2	35.2	140	15.3
2187-89	82-89mm	175	20	66.5	15.2	35.2	146	15.3
2187-95	89-95mm	181	20	69.5	15.2	35.2	149	15.3
2187-101	95-101mm	188	20	70	15.2	35.2	154	15.3
2187-108	101-108mm	198	24	79	15.2	39.2	166	15.3
2187-114	108-114mm	204	24	81	15.2	39.2	172	15.3
2187-120	114-120mm	210	24	86	15.2	39.2	179	15.3
2187-127	120-127mm	217	24	89.5	15.2	39.2	186	15.3
2187-133	127-133mm	223	24	92.5	15.2	39.2	192	15.3
2187-139	133-139mm	229	24	95.5	15.2	39.2	197	15.3
2187-146	139-146mm	235	24	98.5	15.2	39.2	201	15.3
2187-152	146-152mm	242	24	102	15.2	39.2	205	15.3
2187-163	152-163mm	273	21.4	106.7	18.2	39.2	211	18.3
2187-175	163-175mm	273	21.4	106.7	18.2	39.2	211	18.3
2187-188	175-188mm	298.5	21.4	119.7	18.2	39.2	227	18.3
2187-200	188-200mm	298.5	21.4	119.7	18.2	39.2	227	18.3
2187-213	200-213mm	324	21.4	131.7	18.2	39.2	242	18.3
2187-225	213-225mm	324	21.4	131.7	18.2	39.2	242	18.3
2187-238	225-238mm	349.5	21.4	144.7	18.2	39.2	250	18.3
2187-250	238-250mm	349.5	21.4	149	18.2	39.2	250	18.3
2187-263	250-263mm	375.5	21.4	157.7	18.2	39.2	278	18.3
2187-275	263-275mm	375.5	21.4	157.7	18.2	39.2	278	18.3
2187-288	275-288mm	400	21.4	170.7	18.2	39.2	291	18.3
2187-300	288-300mm	400	21.4	170.7	18.2	39.2	291	18.3

https://precishop.hu

SETTING RINGS

INSPECTION CERTIFICATE

CAN SUPPLY CUSTOM SETTING RINGS FROM Ø1.50MM TO Ø400.00MM, FOR EXAMPLE, Ø17.08MM

- For zero setting of inside micrometers, three points internal micrometers and bore gages
- The size marked on the setting ring is checked at the direction of the marking line
- Size difference 1difference between the ordered size and the size marked on the setting ring when supplied): For example, the ordered size is Ø10.12mm, the size marked on the setting ring when supplied may be Ø10.130mm
- Meet DIN2250-1:2008

marking line

6312-20

marking line

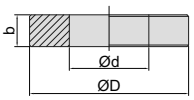

Ø1.5mm-100mm

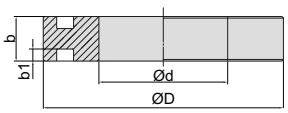

Ø100mm-400mm

(mm)

Diameter d**	b	ØD	Size difference	Roundness and cylindricity
Ø1.5-2.5	4	22	±10.0μm	0.3μm
Ø2.5-3	5	22	±10.0μm	0.3μm
Ø3-5	5	22	±10.0μm	0.4μm
Ø5-10	8	32	±10.0μm	0.4μm
Ø10-15	10	38	±10.0μm	0.5μm
Ø15-18	12	45	±10.0μm	0.5μm
Ø18-20	12	45	±10.0μm	0.6μm
Ø20-25	14	53	±10.0μm	0.6μm
Ø25-30	16	63	±10.0μm	0.6μm
Ø30-32	16	63	±10.0μm	0.7μm
Ø32-40	18	71	±10.0μm	0.7μm
Ø40-50	20	85	±10.0μm	0.7μm
Ø50-60	20	100	±10.0μm	0.8μm
Ø60-70	24	112	±10.0μm	0.8μm
Ø70-80	24	125	±10.0μm	0.8μm
Ø80-90	24	140	±10.0μm	1.0μm
Ø90-100	24	160	±10.0μm	1.0μm

** For example Ø3-5mm means Ø3mm<diameter d≤Ø5mm

(mm)

Diameter d**	b	b1	ØD	Size difference	Roundness and cylindricity
Ø100-110	30	8	164	±10.0μm	1.0μm
Ø110-130	34	10	192	±10.0μm	1.0μm
Ø130-150	34	10	220	±10.0μm	1.2μm
Ø150-170	36	10	248	±10.0μm	1.5μm
Ø170-190	36	10	276	±10.0μm	1.5μm
Ø190-210	38	10	300	±10.0μm	1.5μm
Ø210-230	38	10	324	±10.0μm	2.5μm
Ø230-250	40	12	350	±10.0μm	2.5μm
Ø250-270	40	12	375	±10.0μm	3.0μm
Ø270-290	42	12	400	±10.0μm	3.0μm
Ø290-300	42	12	425	±10.0μm	3.0μm
Ø300-320	42	12	430	±10.0μm	4.0μm
Ø320-330	42	12	440	±10.0μm	4.0μm
Ø330-340	42	12	450	±10.0μm	4.0μm
Ø340-350	42	12	460	±10.0μm	4.0μm
Ø350-360	42	12	470	±10.0μm	4.0μm
Ø360-370	42	12	480	±10.0μm	4.0μm
Ø370-380	42	12	490	±10.0μm	4.0μm
Ø380-390	42	12	500	±10.0μm	4.0μm
Ø390-400	42	12	510	±10.0μm	4.0μm

(mm)

Code	Size
6312-1D5*	Ø1.5
6312-2*	Ø2
6312-2D5*	Ø2.5
6312-3*	Ø3
6312-3D5*	Ø3.5
6312-4*	Ø4
6312-4D5*	Ø4.5
6312-5*	Ø5
6312-5D5*	Ø5.5
6312-6*	Ø6
6312-6D5*	Ø6.5
6312-7*	Ø7
6312-7D5*	Ø7.5
6312-8*	Ø8
6312-8D5*	Ø8.5
6312-9*	Ø9
6312-9D5*	Ø9.5
6312-10*	Ø10
6312-10D5*	Ø10.5
6312-11*	Ø11
6312-11D5*	Ø11.5
6312-12*	Ø12

(mm)

Code	Size
6312-12D5*	Ø12.5
6312-13*	Ø13
6312-13D5*	Ø13.5
6312-14*	Ø14
6312-14D5*	Ø14.5
6312-15*	Ø15
6312-15D5*	Ø15.5
6312-16*	Ø16
6312-16D5*	Ø16.5
6312-17*	Ø17
6312-17D5*	Ø17.5
6312-18*	Ø18
6312-18D5*	Ø18.5
6312-19*	Ø19
6312-19D5*	Ø19.5
6312-20*	Ø20
6312-20D5*	Ø20.5
6312-21*	Ø21
6312-21D5*	Ø21.5
6312-22*	Ø22
6312-22D5*	Ø22.5
6312-23*	Ø23

(mm)

Code	Size
6312-23D5*	Ø23.5
6312-24*	Ø24
6312-24D5*	Ø24.5
6312-25*	Ø25
6312-25D5*	Ø25.5
6312-26*	Ø26
6312-26D5*	Ø26.5
6312-27*	Ø27
6312-27D5*	Ø27.5
6312-28*	Ø28
6312-28D5*	Ø28.5
6312-29*	Ø29
6312-29D5*	Ø29.5
6312-30*	Ø30
6312-31*	Ø31
6312-32*	Ø32
6312-33*	Ø33
6312-34*	Ø34
6312-35*	Ø35
6312-36*	Ø36
6312-37*	Ø37
6312-38*	Ø38

(mm)

Code	Size
6312-39*	Ø39
6312-40*	Ø40
6312-41*	Ø41
6312-42*	Ø42
6312-43*	Ø43
6312-44*	Ø44
6312-45*	Ø45
6312-46*	Ø46
6312-47*	Ø47
6312-48*	Ø48
6312-49*	Ø49
6312-50*	Ø50
6312-55*	Ø55
6312-60*	Ø60
6312-62*	Ø62
6312-65*	Ø65
6312-70*	Ø70
6312-75*	Ø75
6312-80*	Ø80
6312-85*	Ø85
6312-87*	Ø87
6312-90*	Ø90

(mm)

Code	Size
6312-95*	Ø95
6312-100*	Ø100
6312-112D5*	Ø112.5
6312-125*	Ø125
6312-137D5*	Ø137.5
6312-150*	Ø150
6312-162D5*	Ø162.5
6312-175*	Ø175
6312-187D5*	Ø187.5
6312-200*	Ø200
6312-212D5*	Ø212.5
6312-225*	Ø225
6312-237D5*	Ø237.5
6312-250*	Ø250
6312-262D5*	Ø262.5
6312-275*	Ø275
6312-287D5*	Ø287.5
6312-300*	Ø300
6312-350*	Ø350
6312-400*	Ø400

* Supplied with manufacturer inspection certificate

https://precishop.hu

INSPECTION CERTIFICATE

CAN SUPPLY CUSTOM SETTING RINGS FROM Ø0.40MM TO Ø50.00MM, FOR EXAMPLE, Ø17.08MM

CARBIDE SETTING RINGS

carbide

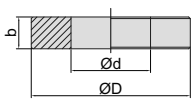

6317-10

- For zero setting of inside micrometers, three points internal micrometers and bore gages
- Size difference 1difference between the ordered size and the size marked on the setting ring when supplied): For example, the ordered size is Ø10.00mm, the size marked on the setting ring when supplied may be Ø10.002mm
- Meet DIN2250-1:2008

(mm)

Diameter d **	b	ØD	Size difference	Roundness and cylindricity
Ø0.4-0.5	4	10	±10μm	0.3μm
Ø0.5-1.6	6	10	±10μm	0.3μm
Ø1.6-12.1	8	30	±10μm	0.3μm
Ø12.1-18.1	12	40	±10μm	0.4μm
Ø18.1-25	15	50	±10μm	0.4μm
Ø25-30	15	60	±10μm	0.4μm
Ø30-35	18	80	±10μm	0.4μm
Ø35-40	20	80	±10μm	0.4μm
Ø40-45	20	90	±10μm	0.4μm
Ø45-50	20	100	±10μm	0.4μm

** For example Ø0.4-0.5mm means Ø0.4mm<diameter d≤Ø0.5mm

Code	Size
6317-0D5 *	Ø0.5mm
6317-1 *	Ø1mm
6317-1D5	Ø1.5mm
6317-2 *	Ø2mm
6317-2D5	Ø2.5mm
6317-3 *	Ø3mm
6317-3D5	Ø3.5mm
6317-4 *	Ø4mm
6317-4D5	Ø4.5mm
6317-5 *	Ø5mm
6317-5D5	Ø5.5mm
6317-6 *	Ø6mm
6317-6D5	Ø6.5mm
6317-7 *	Ø7mm
6317-7D5	Ø7.5mm
6317-8 *	Ø8mm
6317-8D5	Ø8.5mm
6317-9 *	Ø9mm
6317-9D5	Ø9.5mm
6317-10 *	Ø10mm

Code	Size
6317-10D5 *	Ø10.5mm
6317-11 *	Ø11mm
6317-11D5	Ø11.5mm
6317-12 *	Ø12mm
6317-12D5	Ø12.5mm
6317-13 *	Ø13mm
6317-13D5	Ø13.5mm
6317-14 *	Ø14mm
6317-14D5	Ø14.5mm
6317-15 *	Ø15mm
6317-15D5	Ø15.5mm
6317-16 *	Ø16mm
6317-16D5	Ø16.5mm
6317-17 *	Ø17mm
6317-17D5	Ø17.5mm
6317-18 *	Ø18mm
6317-18D5	Ø18.5mm
6317-19 *	Ø19mm
6317-19D5	Ø19.5mm
6317-20 *	Ø20mm

Code	Size
6317-20D5 *	Ø20.5mm
6317-21 *	Ø21mm
6317-21D5	Ø21.5mm
6317-22 *	Ø22mm
6317-22D5	Ø22.5mm
6317-23 *	Ø23mm
6317-23D5	Ø23.5mm
6317-24 *	Ø24mm
6317-24D5	Ø24.5mm
6317-25 *	Ø25mm
6317-25D5	Ø25.5mm
6317-26 *	Ø26mm
6317-26D5	Ø26.5mm
6317-27 *	Ø27mm
6317-27D5	Ø27.5mm
6317-28 *	Ø28mm
6317-28D5	Ø28.5mm
6317-29 *	Ø29mm
6317-29D5	Ø29.5mm
6317-30 *	Ø30mm

Code	Size
6317-31 *	Ø31mm
6317-32 *	Ø32mm
6317-33	Ø33mm
6317-34 *	Ø34mm
6317-35	Ø35mm
6317-36 *	Ø36mm
6317-37	Ø37mm
6317-38 *	Ø38mm
6317-39	Ø39mm
6317-40 *	Ø40mm
6317-41	Ø41mm
6317-42 *	Ø42mm
6317-43	Ø43mm
6317-44 *	Ø44mm
6317-45	Ø45mm
6317-46 *	Ø46mm
6317-47	Ø47mm
6317-48 *	Ø48mm
6317-49	Ø49mm
6317-50 *	Ø50mm

* Supplied with manufacturer inspection certificate

https://precishop.hu

CERAMIC SETTING RINGS

INSPECTION CERTIFICATE

CAN SUPPLY CUSTOM SETTING RINGS FROM Ø1.30MM TO Ø50.00MM, FOR EXAMPLE, Ø17.08MM

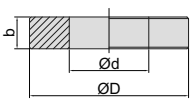

6319-10

- For zero setting of inside micrometers, three points internal micrometers and bore gages
- Size difference 1difference between the ordered size and the size marked on the setting ring when supplied): For example, the ordered size is Ø10.12mm, the size marked on the setting ring when supplied may be Ø10.130mm
- Made of ceramic, extremely wear resistance and corrosion resistance, dimensional stability
- Meet DIN2250-1:2008

(mm)

Diameter d **	b	ØD	Size difference	Roundness and cylindricity
Ø1.3-2.7	6	20	±10μm	0.3μm
Ø2.7-12.1	8	30	±10μm	0.3μm
Ø12.1-18.1	12	40	±10μm	0.4μm
Ø18.1-25	15	50	±10μm	0.4μm
Ø25-30	15	60	±10μm	0.4μm
Ø30-35	18	80	±10μm	0.4μm
Ø35-40	20	80	±10μm	0.4μm
Ø40-45	20	90	±10μm	0.4μm
Ø45-50	20	100	±10μm	0.4μm

** For example Ø1.3-2.7mm means Ø1.3mm<diameter d≤Ø2.7mm

Code	Size
6319-1D5 *	Ø1.5mm
6319-2 *	Ø2mm
6319-2D5 *	Ø2.5mm
6319-3 *	Ø3mm
6319-3D5 *	Ø3.5mm
6319-4 *	Ø4mm
6319-4D5 *	Ø4.5mm
6319-5 *	Ø5mm
6319-5D5 *	Ø5.5mm
6319-6 *	Ø6mm
6319-6D5 *	Ø6.5mm
6319-7 *	Ø7mm
6319-7D5 *	Ø7.5mm
6319-8 *	Ø8mm
6319-8D5 *	Ø8.5mm
6319-9 *	Ø9mm
6319-9D5 *	Ø9.5mm
6319-10 *	Ø10mm
6319-10D5 *	Ø10.5mm

Code	Size
6319-11 *	Ø11mm
6319-11D5 *	Ø11.5mm
6319-12 *	Ø12mm
6319-12D5 *	Ø12.5mm
6319-13 *	Ø13mm
6319-13D5 *	Ø13.5mm
6319-14 *	Ø14mm
6319-14D5 *	Ø14.5mm
6319-15 *	Ø15mm
6319-15D5 *	Ø15.5mm
6319-16 *	Ø16mm
6319-16D5 *	Ø16.5mm
6319-17 *	Ø17mm
6319-17D5 *	Ø17.5mm
6319-18 *	Ø18mm
6319-18D5 *	Ø18.5mm
6319-19 *	Ø19mm
6319-19D5 *	Ø19.5mm
6319-20 *	Ø20mm

Code	Size
6319-20D5 *	Ø20.5mm
6319-21 *	Ø21mm
6319-21D5 *	Ø21.5mm
6319-22 *	Ø22mm
6319-22D5 *	Ø22.5mm
6319-23 *	Ø23mm
6319-23D5 *	Ø23.5mm
6319-24 *	Ø24mm
6319-24D5 *	Ø24.5mm
6319-25 *	Ø25mm
6319-25D5 *	Ø25.5mm
6319-26 *	Ø26mm
6319-26D5 *	Ø26.5mm
6319-27 *	Ø27mm
6319-27D5 *	Ø27.5mm
6319-28 *	Ø28mm
6319-28D5 *	Ø28.5mm
6319-29 *	Ø29mm
6319-29D5 *	Ø29.5mm
6319-30 *	Ø30mm

Code	Size
6319-31 *	Ø31mm
6319-32 *	Ø32mm
6319-33 *	Ø33mm
6319-34 *	Ø34mm
6319-35 *	Ø35mm
6319-36 *	Ø36mm
6319-37 *	Ø37mm
6319-38 *	Ø38mm
6319-39 *	Ø39mm
6319-40 *	Ø40mm
6319-41 *	Ø41mm
6319-42 *	Ø42mm
6319-43 *	Ø43mm
6319-44 *	Ø44mm
6319-45 *	Ø45mm
6319-46 *	Ø46mm
6319-47 *	Ø47mm
6319-48 *	Ø48mm
6319-49 *	Ø49mm
6319-50 *	Ø50mm

* Supplied with manufacturer inspection certificate

https://precishop.hu

PLAIN PLUG GAGES

CUSTOM-MADE
OTHER CLASSES ARE AVAILABLE, SUCH AS H8, H9
OTHER DIAMETERS ARE AVAILABLE, SUCH AS 19.003mm
OTHER LENGTHS ARE AVAILABLE, SUCH AS 70mm

4124-12



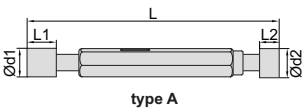



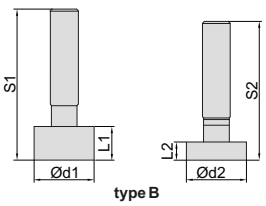

- Supplied with Go and No-Go gages together
- Class H7
- Hardness HRC 60±2
- Standard DIN7150-2

Size tolerance of H7 **(mm)**

Diameter Ød	Type	Size tolerance of Go gage (μm)	Size tolerance of No-Go gage (μm)	L1	L2	L	S1, S2
≥2, ≤3	A	+0.5 / +2.5	+9 / +11	6.5	4.5	62	–
>3, ≤6	A	+0.75 / +3.25	+10.75 / +13.25	8	6	74	–
>6, ≤10	A	+0.75 / +3.25	+13.75 / +16.25	10	7	87	–
>10, ≤14	A	+1 / +4	+16.5 / +19.5	12	8	99	–
>14, ≤18	A	+1 / +4	+16.5 / +19.5	14	10	114	–
>18, ≤24	A	+1 / +5	+19 / +23	16	12	132	–
>24, ≤30	A	+1 / +5	+19 / +23	18	14	136	–
>30, ≤40	A	+1.5 / +5.5	+23 / +27	20	15	155	–
>40, ≤50	A	+1.5 / +5.5	+23 / +27	25	18	169	–
>50, ≤65	B	+1.5 / +6.5	+27.5 / +32.5	30	18	–	164, 152
>65, ≤80	B	+1.5 / +6.5	+27.5 / +32.5	35	25	–	169, 159
>80, ≤100	B	+2 / +8	+32 / +38	35	25	–	169, 159

Code	Diameter	Type
4124-2	2mm	A
4124-3	3mm	A
4124-4	4mm	A
4124-5	5mm	A
4124-6	6mm	A
4124-7	7mm	A
4124-8	8mm	A
4124-9	9mm	A
4124-10	10mm	A
4124-11	11mm	A
4124-12	12mm	A
4124-13	13mm	A
4124-14	14mm	A
4124-15	15mm	A
4124-16	16mm	A

Code	Diameter	Type
4124-17	17mm	A
4124-18	18mm	A
4124-19	19mm	A
4124-20	20mm	A
4124-21	21mm	A
4124-22	22mm	A
4124-23	23mm	A
4124-24	24mm	A
4124-25	25mm	A
4124-26	26mm	A
4124-27	27mm	A
4124-28	28mm	A
4124-29	29mm	A
4124-30	30mm	A
4124-31	31mm	A

Code	Diameter	Type
4124-32	32mm	A
4124-33	33mm	A
4124-34	34mm	A
4124-35	35mm	A
4124-36	36mm	A
4124-37	37mm	A
4124-38	38mm	A
4124-39	39mm	A
4124-40	40mm	A
4124-41	41mm	A
4124-42	42mm	A
4124-43	43mm	A
4124-44	44mm	A
4124-45	45mm	A
4124-46	46mm	A

Code	Diameter	Type
4124-47	47mm	A
4124-48	48mm	A
4124-49	49mm	A
4124-50	50mm	A
4124-52	52mm	B
4124-55	55mm	B
4124-60	60mm	B
4124-65	65mm	B
4124-70	70mm	B
4124-75	75mm	B
4124-80	80mm	B
4124-85	85mm	B
4124-90	90mm	B
4124-95	95mm	B
4124-100	100mm	B

https://precishop.hu

CARBIDE PLAIN PLUG GAGES

INSPECTION CERTIFICATE

CUSTOM-MADE
OTHER CLASSES ARE AVAILABLE, SUCH AS H8, H9, G7
OTHER DIAMETERS ARE AVAILABLE, SUCH AS 19.003mm
OTHER LENGTHS ARE AVAILABLE, SUCH AS 70mm

4128-3

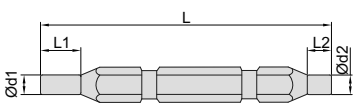

type A



4128-50

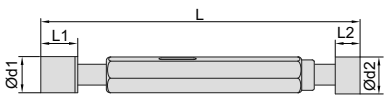

type B

- Supplied with Go and No-Go gages together
- Standard DIN7150-2

Size tolerance of H7 **(mm)**

Diameter	Size tolerance of Go gage Ød1 (μm)	Size tolerance of No-Go gage Ød2 (μm)	L1	L2	L
≥1, ≤1.9	+0.5/+2.5	+9/+11	15	12	67
>1.9, ≤3	+0.5/+2.5	+9/+11	15	12	79
>3, ≤4.7	+0.75/+3.25	+10.75/+13.25	15	12	79
>4.7, ≤6	+0.75/+3.25	+10.75/+13.25	15	12	88.5
>6, ≤7.1	+0.75/+3.25	+13.75/+16.25	15	12	88.5
>7.1, ≤8	+0.75/+3.25	+13.75/+16.25	15	12	99
>8, ≤10	+0.75/+3.25	+13.75/+16.25	12	7	75
>10, ≤14	+1/+4	+16.5/+19.5	12	7	82
>14, ≤18	+1/+4	+16.5/+19.5	17	10	97
>18, ≤24	+1/+5	+19/+23	17	12	109
>24, ≤30	+1/+5	+19/+23	17	14	111
>30, ≤40	+1.5/+5.5	+23/+27	20	15	115
>40, ≤50	+1.5/+5.5	+23/+27	20	15	160
>50, ≤60	+1.5/+6.5	+27.5/+32.5	20	15	160

H7 **(mm)**

Code	Diameter	Type
4128-1*	1	A
4128-2*	2	A
4128-3*	3	A
4128-4*	4	A
4128-5*	5	A
4128-6*	6	A
4128-7*	7	A
4128-8*	8	A
4128-9*	9	B
4128-10*	10	B
4128-11*	11	B
4128-12*	12	B
4128-13*	13	B

Code	Diameter	Type
4128-14*	14	B
4128-15*	15	B
4128-16*	16	B
4128-17*	17	B
4128-18*	18	B
4128-19*	19	B
4128-20*	20	B
4128-21*	21	B
4128-22*	22	B
4128-23*	23	B
4128-24*	24	B
4128-25*	25	B
4128-26*	26	B

Code	Diameter	Type
4128-27*	27	B
4128-28*	28	B
4128-29*	29	B
4128-30*	30	B
4128-31*	31	B
4128-32*	32	B
4128-33*	33	B
4128-34*	34	B
4128-35*	35	B
4128-36*	36	B
4128-37*	37	B
4128-38*	38	B
4128-39*	39	B

Code	Diameter	Type
4128-40*	40	B
4128-41*	41	B
4128-42*	42	B
4128-43*	43	B
4128-44*	44	B
4128-45*	45	B
4128-46*	46	B
4128-47*	47	B
4128-48*	48	B
4128-49*	49	B
4128-50*	50	B
4128-52*	52	B
4128-55*	55	B
4128-60*	60	B

*Supplied with manufacturer inspection certificate

https://precishop.hu

INSPECTION CERTIFICATE

CARBIDE PLAIN PLUG GAGES (SINGLE END)

CUSTOM-MADE
OTHER CLASSES ARE AVAILABLE, SUCH AS H8, H9, G7
OTHER DIAMETERS ARE AVAILABLE, SUCH AS 19.003mm
OTHER LENGTHS ARE AVAILABLE, SUCH AS 70mm

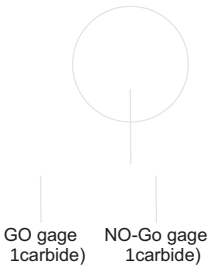

6331-9

- Supplied with Go and No-Go gages together
- Standard DIN7150-2

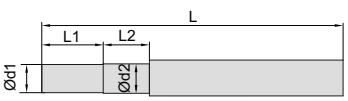

Size tolerance of H7 **(mm)**

Diameter	Size tolerance of Go gage Ød1 (μm)	Size tolerance of No-Go gage Ød2 (μm)	L1	L2	L
≥0.5, ≤3	+0.5/+2.5	+9/+11	20	15	95
>3, ≤6	+0.75/+3.25	+10.75/+13.25	20	15	95
>6, ≤10	+0.75/+3.25	+13.75/+16.25	20	15	95
>10, ≤15	+1/+4	+16.5/+19.5	20	15	95
>15, ≤18	+1/+4	+16.5/+19.5	20	15	115
>18, ≤30	+1/+5	+19/+23	20	15	115
>30, ≤40	+1.5/+5.5	+23/+27	20	15	115

H7 **(mm)**

Code	Diameter	Code	Diameter
6331-1*	1	6331-21*	21
6331-2*	2	6331-22*	22
6331-3*	3	6331-23*	23
6331-4*	4	6331-24*	24
6331-5*	5	6331-25*	25
6331-6*	6	6331-26*	26
6331-7*	7	6331-27*	27
6331-8*	8	6331-28*	28
6331-9*	9	6331-29*	29
6331-10*	10	6331-30*	30
6331-11*	11	6331-31*	31
6331-12*	12	6331-32*	32
6331-13*	13	6331-33*	33
6331-14*	14	6331-34*	34
6331-15*	15	6331-35*	35
6331-16*	16	6331-36*	36
6331-17*	17	6331-37*	37
6331-18*	18	6331-38*	38
6331-19*	19	6331-39*	39
6331-20*	20	6331-40*	40

*Supplied with manufacturer inspection certificate

INSPECTION CERTIFICATE

CERAMIC PLAIN PLUG GAGES (SINGLE END)

CUSTOM-MADE
OTHER CLASSES ARE AVAILABLE, SUCH AS H8, H9, G7
OTHER DIAMETERS ARE AVAILABLE, SUCH AS 19.003mm
OTHER LENGTHS ARE AVAILABLE, SUCH AS 70mm

6333-10

- Supplied with Go and No-Go gages together
- Made of ceramic, extremely wear resistance and corrosion resistance, dimensional stability
- Standard DIN7150-2

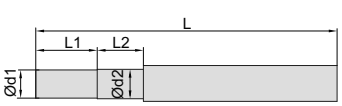

Size tolerance of H7 **(mm)**

Diameter	Size tolerance of Go gage Ød1 (μm)	Size tolerance of No-Go gage Ød2 (μm)	L1	L2	L
≥0.5, ≤3	+0.5/+2.5	+9/+11	20	15	95
>3, ≤6	+0.75/+3.25	+10.75/+13.25	20	15	95
>6, ≤10	+0.75/+3.25	+13.75/+16.25	20	15	95
>10, ≤15	+1/+4	+16.5/+19.5	20	15	95
>15, ≤18	+1/+4	+16.5/+19.5	20	15	115
>18, ≤30	+1/+5	+19/+23	20	15	115
>30, ≤40	+1.5/+5.5	+23/+27	20	15	115

H7 **(mm)**

Code	Diameter	Code	Diameter
6333-1*	1	6333-21*	21
6333-2*	2	6333-22*	22
6333-3*	3	6333-23*	23
6333-4*	4	6333-24*	24
6333-5*	5	6333-25*	25
6333-6*	6	6333-26*	26
6333-7*	7	6333-27*	27
6333-8*	8	6333-28*	28
6333-9*	9	6333-29*	29
6333-10*	10	6333-30*	30
6333-11*	11	6333-31*	31
6333-12*	12	6333-32*	32
6333-13*	13	6333-33*	33
6333-14*	14	6333-34*	34
6333-15*	15	6333-35*	35
6333-16*	16	6333-36*	36
6333-17*	17	6333-37*	37
6333-18*	18	6333-38*	38
6333-19*	19	6333-39*	39
6333-20*	20	6333-40*	40

*Supplied with manufacturer inspection certificate

https://precishop.hu

CERAMIC PLAIN PLUG GAGES

CUSTOM-MADE
OTHER CLASSES ARE AVAILABLE, SUCH AS H8, H9, G7
OTHER DIAMETERS ARE AVAILABLE, SUCH AS 19.003mm
OTHER LENGTHS ARE AVAILABLE, SUCH AS 70mm

INSPECTION CERTIFICATE

6332-17

- Supplied with Go and No-Go gages together
- Made of ceramic, extremely wear resistance and corrosion resistance, dimensional stability
- Standard DIN7150-2

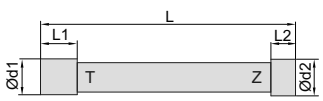

Size tolerance of H7 **(mm)**

Diameter	Size tolerance of Go gage Ød1 (μm)	Size tolerance of No-Go gage Ød2 (μm)	L1	L2	L
≥0.5, ≤3	+0.5/+2.5	+9/+11	20	15	95
>3, ≤6	+0.75/+3.25	+10.75/+13.25	20	15	95
>6, ≤10	+0.75/+3.25	+13.75/+16.25	20	15	95
>10, ≤15	+1/+4	+16.5/+19.5	20	15	95
>15, ≤18	+1/+4	+16.5/+19.5	20	15	115
>18, ≤30	+1/+5	+19/+23	20	15	115
>30, ≤40	+1.5/+5.5	+23/+27	20	15	115

H7 **(mm)**

Code	Diameter
6332-1*	1
6332-2*	2
6332-3*	3
6332-4*	4
6332-5*	5
6332-6*	6
6332-7*	7
6332-8*	8
6332-9*	9
6332-10*	10
6332-11*	11
6332-12*	12
6332-13*	13
6332-14*	14
6332-15*	15
6332-16*	16

Code	Diameter
6332-17*	17
6332-18*	18
6332-19*	19
6332-20*	20
6332-21*	21
6332-22*	22
6332-23*	23
6332-24*	24
6332-25*	25
6332-26*	26
6332-27*	27
6332-28*	28
6332-29*	29
6332-30*	30
6332-31*	31
6332-32*	32
6332-33*	33

Code	Diameter
6332-34*	34
6332-35*	35
6332-36*	36
6332-37*	37
6332-38*	38
6332-39*	39
6332-40*	40
6332-41*	41
6332-42*	42
6332-43*	43
6332-44*	44
6332-45*	45
6332-46*	46
6332-47*	47
6332-48*	48
6332-49*	49
6332-50*	50

*Supplied with manufacturer inspection certificate

https://precishop.hu

INSPECTION CERTIFICATE

CERAMIC MEASURING BALLS

4190-40D000

- Zirconia material, hi h stren th and hardness, extremely wear resistance and corrosion resistance, ood insulation, antistatic and ma netic resistance
- Mirror surface without holes
- Supplied with manufacturer inspection certificate

Individual

Code	Diameter	Accuracy	Roundness
4190-1D000	1.000mm	±2μm	0.5μm
4190-1D200	1.200mm	±2μm	0.5μm
4190-1D 00	1.300mm	±2μm	0.5μm
4190-1D 40	1.340mm	±2μm	0.5μm
4190-1D500	1.500mm	±2μm	0.5μm
4190-1D588	1.588mm (1/16")	±2μm	0.5μm
4190-1D750	1.750mm	±2μm	0.5μm
4190-2D000	2.000mm	±2μm	0.5μm
4190-2D 81	2.381mm (3/32")	±2μm	0.5μm
4190-2D500	2.500mm	±2μm	0.5μm
4190-2D778	2.778mm (7/64")	±2μm	0.5μm
4190- D000	3.000mm	±2μm	0.5μm
4190- D175	3.175mm (1/8")	±2μm	0.5μm
4190- D500	3.500mm	±2μm	0.5μm
4190- D969	3.969mm (5/32")	±2μm	0.5μm
4190-4D000	4.000mm	±2μm	0.5μm
4190-4D500	4.500mm	±2μm	0.5μm
4190-4D76	4.763mm (3/16")	±2μm	0.5μm
4190-5D000	5.000mm	±2μm	0.5μm
4190-5D556	5.556mm (7/32")	±2μm	0.5μm
4190-5D95	5.953mm (15/64")	±2μm	0.5μm
4190-6D000	6.000mm	±2μm	0.5μm
4190-6D 50	6.350mm (1/4")	±2μm	0.5μm
4190-6D500	6.500mm	±2μm	0.5μm
4190-6D747	6.747mm (17/64")	±2μm	0.5μm
4190-7D000	7.000mm	±2μm	0.5μm
4190-7D144	7.144mm (9/32")	±2μm	0.5μm
4190-7D500	7.500mm	±2μm	0.5μm
4190-7D9 8	7.938mm (5/16")	±2μm	0.5μm
4190-8D000	8.000mm	±2μm	0.5μm
4190-8D7 1	8.731mm (11/32")	±2μm	0.5μm

Individual

Code	Diameter	Accuracy	Roundness
4190-9D525	9.525mm (3/8")	±2μm	0.5μm
4190-10D000	10.000mm	±2μm	0.5μm
4190-10D 18	10.318mm (13/32")	±2μm	0.5μm
4190-11D000	11.000mm	±2μm	0.5μm
4190-11D11	11.113mm (7/16")	±2μm	0.5μm
4190-11D509	11.509mm (29/64")	±2μm	0.5μm
4190-11D906	11.906mm (15/32")	±2μm	0.5μm
4190-12D000	12.000mm	±2μm	0.5μm
4190-12D 0	12.303mm (31/64")	±2μm	0.5μm
4190-12D700	12.700mm (1/2")	±2μm	0.5μm
4190-1 D000	13.000mm	±2μm	0.6μm
4190-1 D494	13.494mm (17/32")	±2μm	0.6μm
4190-14D000	14.000mm	±2μm	0.6μm
4190-14D288	14.288mm (9/16")	±2μm	0.6μm
4190-15D000	15.000mm	±2μm	0.6μm
4190-15D081	15.081mm (19/32")	±2.5μm	0.6μm
4190-15D875	15.875mm (5/8 ")	±2.5μm	0.6μm
4190-16D000	16.000mm	±2.5μm	0.6μm
4190-16D669	16.669mm (21/32")	±2.5μm	0.6μm
4190-17D462	17.462mm (11/16")	±2.5μm	0.6μm
4190-18D000	18.000mm	±2.5μm	0.6μm
4190-18D256	18.256mm (23/32")	±2.5μm	0.6μm
4190-19D050	19.050mm (3/4")	±2.5μm	0.6μm
4190-19D844	19.844mm (25/32")	±2.5μm	0.6μm
4190-20D000	20.000mm	±2.5μm	0.6μm
4190-22D000	22.000mm	±2.5μm	1μm
4190-22D225	22.225mm (7/8")	±2.5μm	1μm
4190-2 D812	23.812mm (15/16")	±2.5μm	1μm
4190-25D000	25.000mm	±2.5μm	1μm
4190-40D000	40.000mm	±2.5μm	1.5μm

Set (25 pairs)

Code	Ceramic balls included (one pair per size)
4190-S25	1, 1.5, 2, 2.5, 3, 3.5, 4, 4.5, 5, 6, 6.5, 7, 7.5, 8, 10, 11, 12, 13, 14, 15, 16, 18, 20, 22, 25mm

https://precishop.hu

STEEL MEASURING BALLS

INSPECTION CERTIFICATE

- To measure an le and diameter of taper holes
- Material: tool steel
- Hardness: HRC63
- Diameter accuracy: ±3μm
- Roundness: 1μm
- Supplied with manufacturer inspection certificate

Individual

Code	Diameter
4168-01	1mm
4168-02	2mm
4168-0	3mm
4168-04	4mm
4168-05	5mm
4168-06	6mm
4168-07	7mm
4168-08	8mm
4168-09	9mm
4168-10	10mm
4168-11	11mm
4168-12	12mm
4168-1	13mm

Individual

Code	Diameter
4168-14	14mm
4168-15	15mm
4168-16	16mm
4168-17	17mm
4168-18	18mm
4168-19	19mm
4168-20	20mm
4168-21	21mm
4168-22	22mm
4168-2	23mm
4168-24	24mm
4168-25	25mm

calculate an le (α) and diameter (Dmax) accordin to the ball diameter (d1, d2), hei ht (A) and depth (B)

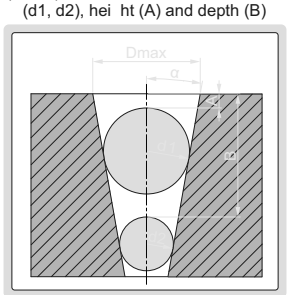

4168-S25

Set (25 pairs)

Code	Steel balls included (one pair per size)
4168-S25	1, 2, 3, 4, 5, 6, 7, 8, 9, 10, 11, 12, 13, 14, 15, 16, 17, 18, 19, 20, 21, 22, 23, 24, 25mm

THREADED HOLE LOCATION GAGES

INSIZE PLUS
MADE IN EU OPE

ANY SIZE WITHIN THE RANGE OF M3-M150MM CAN BE CUSTOMIZED

ACCURACY CLASS CAN BE CUSTOMIZED

the concentricity between this surface and threaded part is less than 3μm

the taper of the thread part (top is bi and bottom is small) lets the a e fixed in the thread holes

(mm)

Code	Size	L	L1	L2	ØD
4662-	M3×0.5-6H	29	8	6	3
4662-4	M4×0.7-6H	31.4	8	8.4	4
4662-5	M5×0.8-6H	32.6	8	9.6	5
4662-6	M6×1-6H	47	10	12	6
4662-8	M8×1.25-6H	50	10	15	8
4662-8P	M8×1-6H	47	10	12	8
4662-10	M10×1.5-6H	53	10	18	10
4662-10P	M10×1-6H	47	10	12	10
4662-12	M12×1.75-6H	56	10	21	12
4662-12P	M12×1-6H	47	10	12	12
4662-12R	M12×1.5-6H	53	10	18	12
4662-14	M14×2-6H	59	10	24	14
4662-14P	M14×1-6H	47	10	12	14
4662-14R	M14×1.5-6H	53	10	18	14
4662-16	M16×2-6H	59	10	24	16
4662-16P	M16×1-6H	47	10	12	16
4662-16R	M16×1.5-6H	53	10	18	16
4662-20	M20×2.5-6H	65	10	30	20
4662-20P	M20×1-6H	47	10	12	20
4662-20R	M20×1.5-6H	53	10	18	20

Unit: mm

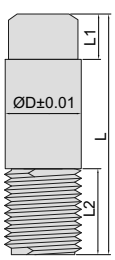

4662-12R **4662-**

- Hardness: HRC60-63

application

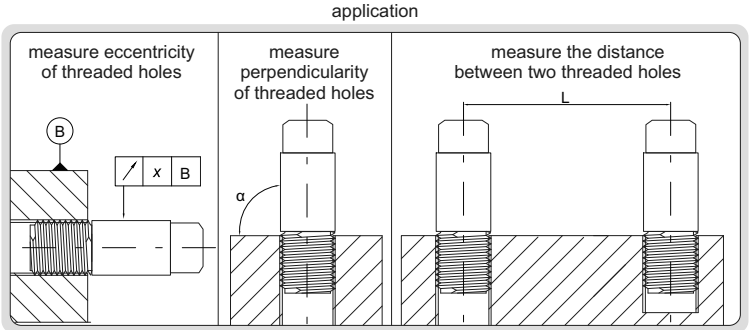

https://precishop.hu

THREADED HOLE LOCATION GAGES

INSIZE PLUS
MADE IN EU OPE

ATTENTION: ONLY FOR THE WORKPIECES THAT THE CHAMFER IS CONCENTRIC WITH THE SCREW PART

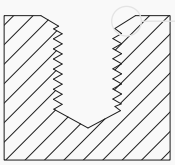

the concentricity between this surface and threaded part is less than 0.01mm

Unit: mm

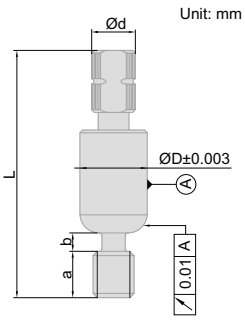

4676-12

- Only for the workpieces that the chamfer is concentric with the screw part

there is a R-shaped uide, which leads the a e to the center of the threaded holes by fittin the R-shaped uide on the chamfer of the threaded holes

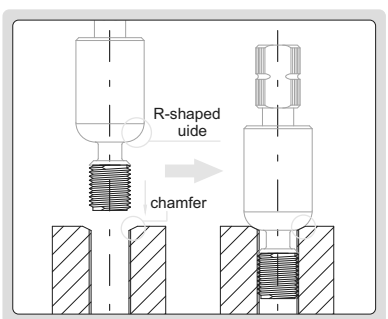

application

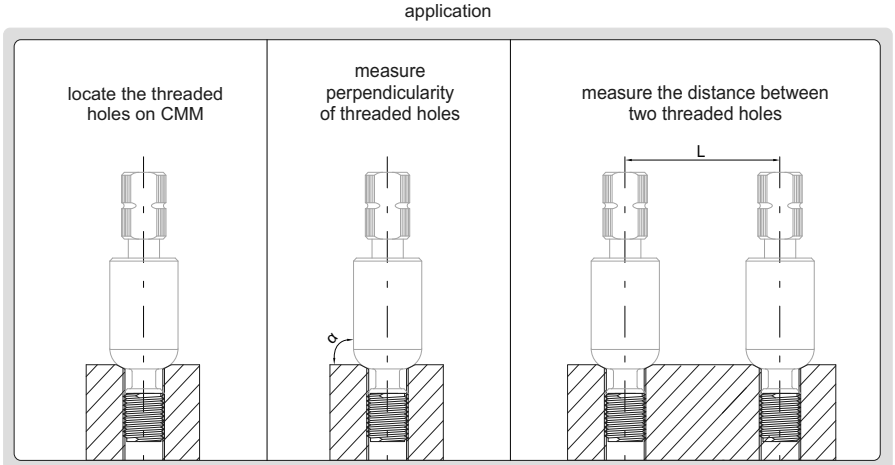

(mm)

Code	Size	Ød	ØD	a	b	L
4676-	M3×0.5	4	7	4	2	26
4676-4	M4×0.7	4	7	4	2	26
4676-5	M5×0.8	5.5	9	6	2	33
4676-6	M6×1.0	5.5	9	6	2	33
4676-8	M8×1.25	8.5	13	9	3.5	48
4676-10	M10×1.5	8.5	13	9	3.5	48
4676-12	M12×1.75	12	17	10	3.5	55

https://precishop.hu

DIGITAL THREAD DEPTH GAGES

INSIZE PLUS
MADE IN EU OPE

INSPECTION CERTIFICATE

DATA OUTPUT

VIDEO

4649-6

- Supplied with GO and NO-GO a es to ether
- Check GO and NO-GO while measurin the depth of thread holes
- Resolution: 0.01mm/0.0005"
- Depth 0-40mm: accuracy ±0.04mm; Depth 40-80mm: accuracy ±0.06mm
- Data output
- Button function: on/of, inch/metric conversion, readin hold, data preset, absolute/incremental measurement
- Battery CR2032, automatic power off, move the di ital unit to turn on power
- The GO a e can be replaced after wear
- Optional accessory: data output cable (code **7 02-85**), zero block (code **4668-SETTER**), removal tool (code **4668-TOOL**)

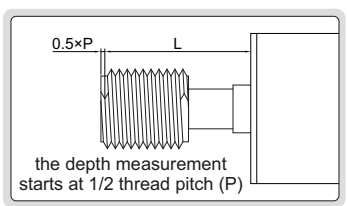

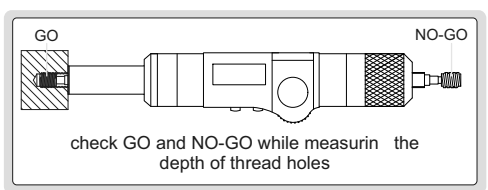

Metric thread

Code	Size (mm)	Depth range
4649-2	M2x0.4-6H	0-8mm
4649-2D5*	M2.5x0.45-6H	0-10mm
4649-*	M3x0.5-6H	0-12mm
4649- D5*	M3.5x0.6-6H	0-14mm
4649-4	M4x0.7-6H	0-16mm
4649-5*	M5x0.8-6H	0-20mm
4649-6	M6x1-6H	0-24mm
4649-7*	M7x1-6H	0-28mm
4649-8	M8x1.25-6H	0-32mm
4649-10*	M10x1.5-6H	0-40mm
4649-12	M12x1.75-6H	0-48mm
4649-14*	M14x2-6H	0-56mm
4649-16	M16x2-6H	0-64mm
4649-18*	M18x2.5-6H	0-72mm
4649-20	M20x2.5-6H	0-80mm
4649-22*	M22x2.5-6H	0-80mm
4649-24	M24x3-6H	0-80mm
4649-27*	M27x3-6H	0-80mm
4649- 0	M30x3.5-6H	0-80mm

Metric fine thread

Code	Size (mm)	Depth range
4649-8P*	M8x1-6H	0-32mm
4649-10P*	M10x1-6H	0-40mm
4649-10T*	M10x1.25-6H	0-40mm
4649-12P*	M12x1-6H	0-48mm
4649-12T*	M12x1.25-6H	0-48mm
4649-12R*	M12x1.5-6H	0-48mm
4649-14P*	M14x1-6H	0-56mm
4649-14T*	M14x1.25-6H	0-56mm
4649-14R*	M14x1.5-6H	0-56mm
4649-16P*	M16x1-6H	0-64mm
4649-16R*	M16x1.5-6H	0-64mm
4649-18P*	M18x1-6H	0-72mm
4649-18R*	M18x1.5-6H	0-72mm
4649-20P*	M20x1-6H	0-80mm
4649-20R*	M20x1.5-6H	0-80mm
4649-22P*	M22x1-6H	0-80mm
4649-22R*	M22x1.5-6H	0-80mm
4649-24P*	M24x1-6H	0-80mm
4649-24R*	M24x1.5-6H	0-80mm

*Supplied with manufacturer inspection certificate

https://precishop.hu

THREAD DEPTH GAGES

INSIZE PLUS
MADE IN EU OPE

- Supplied with GO and NO-GO a es to ether
- Check GO and NO-GO while measurin the depth thread holes
- The GO a e can be replaced after wear
- Optional accessory: zero block (code **4668-SETTER**), removal tool (code **4668-TOOL**)

INSPECTION CERTIFICATE

4666-6

with vernier reading

4666-14PA

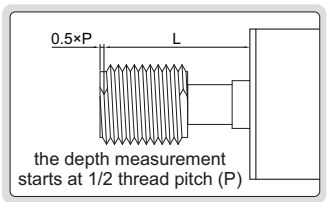

the depth measurement starts at 1/2 thread pitch (P)

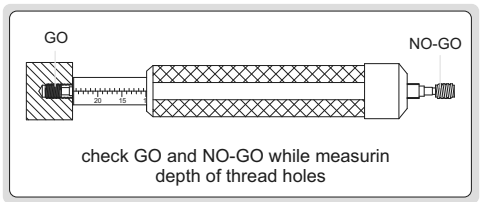

check GO and NO-GO while measurin depth of thread holes

Metric thread (without vernier reading graduation: 0.5mm accuracy: ±0.25mm)

Code	Size (mm)	Depth range
4666-2	M2x0.4-6H	0-8mm
4666-2D5 *	M2.5x0.45-6H	0-10mm
4666-	M3x0.5-6H	0-12mm
4666- D5 *	M3.5x0.6-6H	0-14mm
4666-4	M4x0.7-6H	0-16mm
4666-5 *	M5x0.8-6H	0-20mm
4666-6	M6x1-6H	0-24mm
4666-7 *	M7x1-6H	0-28mm
4666-8	M8x1.25-6H	0-32mm
4666-10 *	M10x1.5-6H	0-40mm
4666-12	M12x1.75-6H	0-48mm
4666-14 *	M14x2-6H	0-56mm
4666-16	M16x2-6H	0-64mm
4666-18 *	M18x2.5-6H	0-72mm
4666-20	M20x2.5-6H	0-80mm
4666-22 *	M22x2.5-6H	0-80mm
4666-24	M24x3-6H	0-80mm
4666-27 *	M27x3-6H	0-80mm
4666- 0	M30x3.5-6H	0-80mm

Metric thread (with vernier reading raduation: 0.1mm accuracy: ±0.1mm)

Code	Size (mm)	Depth range
4666-2A	M2x0.4-6H	0-8mm
4666-2D5A *	M2.5x0.45-6H	0-10mm
4666- A	M3x0.5-6H	0-12mm
4666- D5A *	M3.5x0.6-6H	0-14mm
4666-4A	M4x0.7-6H	0-16mm
4666-5A *	M5x0.8-6H	0-20mm
4666-6A	M6x1-6H	0-24mm
4666-7A *	M7x1-6H	0-28mm
4666-8A	M8x1.25-6H	0-32mm
4666-10A *	M10x1.5-6H	0-40mm
4666-12A	M12x1.75-6H	0-48mm
4666-14A *	M14x2-6H	0-56mm
4666-16A	M16x2-6H	0-64mm
4666-18A *	M18x2.5-6H	0-72mm
4666-20A	M20x2.5-6H	0-80mm
4666-22A *	M22x2.5-6H	0-80mm
4666-24A	M24x3-6H	0-80mm
4666-27A *	M27x3-6H	0-80mm
4666- 0A	M30x3.5-6H	0-80mm

VIDEO

Metric fine thread (without vernier reading graduation: 0.5mm accuracy: ±0.25mm)

Code	Size (mm)	Depth range
4666-8P	M8x1-6H	0-32mm
4666-10P *	M10x1-6H	0-40mm
4666-10T	M10x1.25-6H	0-40mm
4666-12P *	M12x1-6H	0-48mm
4666-12T	M12x1.25-6H	0-48mm
4666-12R *	M12x1.5-6H	0-48mm
4666-14P	M14x1-6H	0-56mm
4666-14T *	M14x1.25-6H	0-56mm
4666-14R	M14x1.5-6H	0-56mm
4666-16P *	M16x1-6H	0-64mm
4666-16R	M16x1.5-6H	0-64mm
4666-18P *	M18x1-6H	0-72mm
4666-18R	M18x1.5-6H	0-72mm
4666-20P *	M20x1-6H	0-80mm
4666-20R	M20x1.5-6H	0-80mm
4666-22P *	M22x1-6H	0-80mm
4666-22R	M22x1.5-6H	0-80mm
4666-24P *	M24x1-6H	0-80mm
4666-24R	M24x1.5-6H	0-80mm

Metric fine thread (with vernier reading raduation: 0.1mm accuracy: ±0.1mm)

Code	Size (mm)	Depth range
4666-8PA	M8x1-6H	0-32mm
4666-10PA *	M10x1-6H	0-40mm
4666-10TA	M10x1.25-6H	0-40mm
4666-12PA *	M12x1-6H	0-48mm
4666-12TA	M12x1.25-6H	0-48mm
4666-12RA *	M12x1.5-6H	0-48mm
4666-14PA	M14x1-6H	0-56mm
4666-14TA *	M14x1.25-6H	0-56mm
4666-14RA	M14x1.5-6H	0-56mm
4666-16PA *	M16x1-6H	0-64mm
4666-16RA	M16x1.5-6H	0-64mm
4666-18PA *	M18x1-6H	0-72mm
4666-18RA	M18x1.5-6H	0-72mm
4666-20PA *	M20x1-6H	0-80mm
4666-20RA	M20x1.5-6H	0-80mm
4666-22PA *	M22x1-6H	0-80mm
4666-22RA	M22x1.5-6H	0-80mm
4666-24PA *	M24x1-6H	0-80mm
4666-24RA	M24x1.5-6H	0-80mm

*Supplied with manufacturer inspection certificate

https://precishop.hu

DLC COATED THREAD RING GAGES AND PLUG GAGES

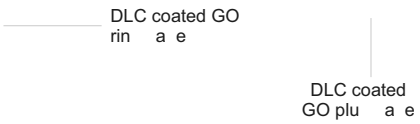

- The DLC coatin has the followin advanta es:
  — Hi h hardness, extremely wear resistance
  — Low friction coefficient
  — Corrosion resistance
- Plu a es: GO is coated, NO-GO is not;
  Rin a es: GO is coated, NO-GO is not
- The followin thread rin a es and plu a es are available with DLC coatin :
  Metric fine thread rin a es and plu a es (**41 9, 4129** series);
  Metric thread rin a es and plu a es (**41 0, 4120** series);
  American standard thread rin a es and plu a es (**41 1, 4121** series)

Code example:

Original code	DLC coating code
4120-12	4120-12-DLC
41 0-4	41 0-4-DLC

DLC coating characteristics

Hardness	6000HV
Friction coefficient	0.15
Coating color	interference color

METRIC THREAD PLUG GAGES

WARNING: LIFE TIME IS LIMITED, CAN BE USED ABOUT 2000 TIMES

- Supplied with Go and No-Go a es to ether
- Standard ISO1502
- Supplied with manufacturer inspection certificate

INSPECTION CERTIFICATE

41 0-10

Individual

Size (mm)		Code		
Nominal diameter	Pitch	Class 6H	Class 6G	Class 4H
M0.8	0.2	**41 0-D8**	**41 0-D8G**	**41 0-D8H**
M0.9	0.225	**41 0-D9**	**41 0-D9G**	**41 0-D9H**
M1	0.25	**41 0-1**	**41 0-1G**	**41 0-1H**
M1.1	0.25	**41 0-1D1**	**41 0-1D1G**	**41 0-1D1H**
M1.2	0.25	**41 0-1D2**	**41 0-1D2G**	**41 0-1D2H**
M1.4	0.3	**41 0-1D4**	**41 0-1D4G**	**41 0-1D4H**
M1.6	0.35	**41 0-1D6**	**41 0-1D6G**	**41 0-1D6H**
M1.7	0.35	**41 0-1D7**	**41 0-1D7G**	**41 0-1D7H**
M1.8	0.35	**41 0-1D8**	**41 0-1D8G**	**41 0-1D8H**
M2	0.4	**41 0-2**	**41 0-2G**	**41 0-2H**
M2.2	0.45	**41 0-2D2**	**41 0-2D2G**	**41 0-2D2H**
M2.3	0.4	**41 0-2D**	**41 0-2D G**	**41 0-2D H**
M2.5	0.45	**41 0-2D5**	**41 0-2D5G**	**41 0-2D5H**
M2.6	0.45	**41 0-2D6**	**41 0-2D6G**	**41 0-2D6H**
M3	0.5	**41 0-**	**41 0- G**	**41 0- H**
M3.5	0.6	**41 0- D5**	**41 0- D5G**	**41 0- D5H**
M4	0.7	**41 0-4**	**41 0-4G**	**41 0-4H**
M4.5	0.75	**41 0-4D5**	**41 0-4D5G**	**41 0-4D5H**
M5	0.8	**41 0-5**	**41 0-5G**	**41 0-5H**
M6	1	**41 0-6**	**41 0-6G**	**41 0-6H**
M7	1	**41 0-7**	**41 0-7G**	**41 0-7H**
M8	1.25	**41 0-8**	**41 0-8G**	**41 0-8H**

Individual

Size (mm)		Code		
Nominal diameter	Pitch	Class 6H	Class 6G	Class 4H
M9	1.25	**41 0-9**	**41 0-9G**	**41 0-9H**
M10	1.5	**41 0-10**	**41 0-10G**	**41 0-10H**
M11	1.5	**41 0-11**	**41 0-11G**	**41 0-11H**
M12	1.75	**41 0-12**	**41 0-12G**	**41 0-12H**
M14	2	**41 0-14**	**41 0-14G**	**41 0-14H**
M16	2	**41 0-16**	**41 0-16G**	**41 0-16H**
M18	2.5	**41 0-18**	**41 0-18G**	**41 0-18H**
M20	2.5	**41 0-20**	**41 0-20G**	**41 0-20H**
M22	2.5	**41 0-22**	**41 0-22G**	**41 0-22H**
M24	3	**41 0-24**	**41 0-24G**	**41 0-24H**
M27	3	**41 0-27**	**41 0-27G**	**41 0-27H**
M30	3.5	**41 0- 0**	**41 0- 0G**	**41 0- 0H**
M33	3.5	**41 0-**	**41 0- G**	**41 0- H**
M36	4	**41 0- 6**	**41 0- 6G**	**41 0- 6H**
M39	4	**41 0- 9**	**41 0- 9G**	**41 0- 9H**
M42	4.5	**41 0-42**	**41 0-42G**	**41 0-42H**
M45	4.5	**41 0-45**	**41 0-45G**	**41 0-45H**
M48	5	**41 0-48**	**41 0-48G**	**41 0-48H**
M52	5	**41 0-52**	**41 0-52G**	**41 0-52H**
M56	5.5	**41 0-56**	**41 0-56G**	**41 0-56H**
M60	5.5	**41 0-60**	**41 0-60G**	**41 0-60H**
M64	6	**41 0-64**	**41 0-64G**	**41 0-64H**
M68	6	**41 0-68**	**41 0-68G**	**41 0-68H**

Set (class 6H)

Code	Thread plug gages included (mm)
41 0-S7	M3x0.5 (**41 0-**), M4x0.7 (**41 0-4**), M5x0.8 (**41 0-5**), M6x1 (**41 0-6**), M8x1.25 (**41 0-8**), M10x1.5 (**41 0-10**), M12x1.75 (**41 0-12**)

https://precishop.hu

WARNING: LIFE TIME IS LIMITED,
CAN BE USED ABOUT 2000 TIMES

METRIC FINE THREAD PLUG GAGES

INSPECTION CERTIFICATE

41 9-20G

- Supplied with Go and No-Go a es to ether
- Standard ISO1502
- Supplied with manufacturer inspection certificate

Code example:
"**-1A**" stands for "**41 9-1A**"

Size (mm)		Code (41 9)		
Nominal diameter	Pitch	Class 6H	Class 6G	Class 4H
M1	0.2	-1A	-1AG	-1AH
M1.2	0.2	-1D2A	-1D2AG	-1D2AH
M1.4	0.2	-1D4A	-1D4AG	-1D4AH
M1.6	0.2	-1D6A	-1D6AG	-1D6AH
M1.8	0.2	-1D8A	-1D8AG	-1D8AH
M2	0.2	-2A	-2AG	-2AH
	0.25	-2B	-2BG	-2BH
M2.5	0.2	-2D5A	-2D5AG	-2D5AH
	0.25	-2D5B	-2D5BG	-2D5BH
	0.35	-2D5D	-2D5DG	-2D5DH
M3	0.25	- B	- BG	- BH
	0.35	- D	- DG	- DH
M3.5	0.25	- D5B	- D5BG	- D5BH
	0.35	- D5D	- D5DG	- D5DH
	0.5	- D5G	- D5GG	- D5GH
M4	0.25	-4B	-4BG	-4BH
	0.35	-4D	-4DG	-4DH
	0.5	-4G	-4GG	-4GH
M4.5	0.35	-4D5D	-4D5DG	-4D5DH
	0.5	-4D5G	-4D5GG	-4D5GH
M5	0.25	-5B	-5BG	-5BH
	0.35	-5D	-5DG	-5DH
	0.5	-5G	-5GG	-5GH
M5.5	0.5	-5D5G	-5D5GG	-5D5GH
M6	0.25	-6B	-6BG	-6BH
	0.35	-6D	-6DG	-6DH
	0.5	-6G	-6GG	-6GH
M6.5	0.5	-6D5G	-6D5GG	-6D5GH
M7	0.35	-7D	-7DG	-7DH
	0.5	-7G	-7GG	-7GH
M7.5	0.5	-7D5G	-7D5GG	-7D5GH
M8	0.35	-8D	-8DG	-8DH
	0.5	-8G	-8GG	-8GH

Size (mm)		Code (41 9)		
Nominal diameter	Pitch	Class 6H	Class 6G	Class 4H
M8	1	-8P	-8PG	-8PH
M8.5	0.5	-8D5G	-8D5GG	-8D5GH
M9	0.35	-9D	-9DG	-9DH
	0.5	-9G	-9GG	-9GH
	0.75	-9L	-9LG	-9LH
	1	-9P	-9PG	-9PH
M10	0.35	-10D	-10DG	-10DH
	0.5	-10G	-10GG	-10GH
	1	-10P	-10PG	-10PH
	1.25	-10Q	-10QG	-10QH
M11	0.5	-11G	-11GG	-11GH
	1	-11P	-11PG	-11PH
M12	0.5	-12G	-12GG	-12GH
	1	-12P	-12PG	-12PH
	1.25	-12Q	-12QG	-12QH
	1.5	-12R	-12RG	-12RH
M13	0.5	-1 G	-1 GG	-1 GH
	1	-1 P	-1 PG	-1 PH
	1.5	-1 R	-1 RG	-1 RH
M14	0.5	-14G	-14GG	-14GH
	1	-14P	-14PG	-14PH
	1.25	-14Q	-14QG	-14QH
	1.5	-14R	-14RG	-14RH
M15	0.5	-15G	-15GG	-15GH
	1	-15P	-15PG	-15PH
	1.5	-15R	-15RG	-15RH
M16	0.5	-16G	-16GG	-16GH
	1	-16P	-16PG	-16PH
	1.25	-16Q	-16QG	-16QH
	1.5	-16R	-16RG	-16RH
M17	0.5	-17G	-17GG	-17GH
	1	-17P	-17PG	-17PH
	1.5	-17R	-17RG	-17RH

To be continued

https://precishop.hu

Continued from previous pa e

Size (mm)		Code (41 9)		
Nominal diameter	Pitch	Class 6H	Class 6G	Class 4H
M18	0.5	-18G	-18GG	-18GH
	1	-18P	-18PG	-18PH
	1.25	-18Q	-18QG	-18QH
	1.5	-18R	-18RG	-18RH
	2	-18T	-18TG	-18TH
M19	0.5	-19G	-19GG	-19GH
	1	-19P	-19PG	-19PH
	1.5	-19R	-19RG	-19RH
M20	0.5	-20G	-20GG	-20GH
	1	-20P	-20PG	-20PH
	1.25	-20Q	-20QG	-20QH
	1.5	-20R	-20RG	-20RH
	2	-20T	-20TG	-20TH
M21	0.5	-21G	-21GG	-21GH
	1	-21P	-21PG	-21PH
	1.5	-21R	-21RG	-21RH
M22	0.5	-22G	-22GG	-22GH
	1	-22P	-22PG	-22PH
	1.25	-22Q	-22QG	-22QH
	1.5	-22R	-22RG	-22RH
	2	-22T	-22TG	-22TH
M23	0.5	-2 G	-2 GG	-2 GH
	1	-2 P	-2 PG	-2 PH
M24	0.5	-24G	-24GG	-24GH
	1	-24P	-24PG	-24PH
	1.25	-24Q	-24QG	-24QH
	1.5	-24R	-24RG	-24RH
	2	-24T	-24TG	-24TH
M25	0.5	-25G	-25GG	-25GH
	1	-25P	-25PG	-25PH
	1.5	-25R	-25RG	-25RH
	2	-25T	-25TG	-25TH
M26	0.5	-26G	-26GG	-26GH
	1	-26P	-26PG	-26PH
	1.5	-26R	-26RG	-26RH
	2	-26T	-26TG	-26TH
M27	0.5	-27G	-27GG	-27GH
	1	-27P	-27PG	-27PH
	1.5	-27R	-27RG	-27RH
	2	-27T	-27TG	-27TH
M28	0.5	-28G	-28GG	-28GH
	1	-28P	-28PG	-28PH
	1.5	-28R	-28RG	-28RH
	2	-28T	-28TG	-28TH
M29	0.5	-29G	-29GG	-29GH
	0.75	-29L	-29LG	-29LH
	1	-29P	-29PG	-29PH
M30	0.5	- 0G	- 0GG	- 0GH
	0.75	- 0L	- 0LG	- 0LH
	1	- 0P	- 0PG	- 0PH
	1.5	- 0R	- 0RG	- 0RH
	2	- 0T	- 0TG	- 0TH
	3	- 0V	- 0VG	- 0VH

Size (mm)		Code (41 9)		
Nominal diameter	Pitch	Class 6H	Class 6G	Class 4H
M31	0.5	- 1G	- 1GG	- 1GH
	0.75	- 1L	- 1LG	- 1LH
M32	0.5	- 2G	- 2GG	- 2GH
	0.75	- 2L	- 2LG	- 2LH
	1	- 2P	- 2PG	- 2PH
	1.5	- 2R	- 2RG	- 2RH
	2	- 2T	- 2TG	- 2TH
M33	0.5	- G	- GG	- GH
	0.75	- L	- LG	- LH
	1	- P	- PG	- PH
	1.5	- R	- RG	- RH
	2	- T	- TG	- TH
	3	- V	- VG	- VH
M34	0.75	- 4L	- 4LG	- 4LH
	1	- 4P	- 4PG	- 4PH
	1.5	- 4R	- 4RG	- 4RH
	2	- 4T	- 4TG	- 4TH
M35	0.75	- 5L	- 5LG	- 5LH
	1	- 5P	- 5PG	- 5PH
	1.5	- 5R	- 5RG	- 5RH
	2	- 5T	- 5TG	- 5TH
M36	0.75	- 6L	- 6LG	- 6LH
	1	- 6P	- 6PG	- 6PH
	1.5	- 6R	- 6RG	- 6RH
	2	- 6T	- 6TG	- 6TH
	3	- 6V	- 6VG	- 6VH
M37	0.75	- 7L	- 7LG	- 7LH
M38	0.75	- 8L	- 8LG	- 8LH
	1	- 8P	- 8PG	- 8PH
	1.5	- 8R	- 8RG	- 8RH
	2	- 8T	- 8TG	- 8TH
M39	0.75	- 9L	- 9LG	- 9LH
	1	- 9P	- 9PG	- 9PH
	1.5	- 9R	- 9RG	- 9RH
	2	- 9T	- 9TG	- 9TH
	3	- 9V	- 9VG	- 9VH
M40	0.75	-40L	-40LG	-40LH
	1	-40P	-40PG	-40PH
	1.5	-40R	-40RG	-40RH
	2	-40T	-40TG	-40TH
	3	-40V	-40VG	-40VH
M42	1	-42P	-42PG	-42PH
	1.5	-42R	-42RG	-42RH
	2	-42T	-42TG	-42TH
	3	-42V	-42VG	-42VH
M45	1	-45P	-45PG	-45PH
	1.5	-45R	-45RG	-45RH
	2	-45T	-45TG	-45TH
	3	-45V	-45VG	-45VH
M48	1	-48P	-48PG	-48PH
	1.5	-48R	-48RG	-48RH
	2	-48T	-48TG	-48TH
	3	-48V	-48VG	-48VH

To be continued

https://precishop.hu

Continued from previous pa e

Size (mm)		Code (41 9)		
Nominal diameter	Pitch	Class 6H	Class 6G	Class 4H
M50	1	-50P	-50PG	-50PH
	1.5	-50R	-50RG	-50RH
	2	-50T	-50TG	-50TH
	3	-50V	-50VG	-50VH
M52	1	-52P	-52PG	-52PH
	1.5	-52R	-52RG	-52RH
	2	-52T	-52TG	-52TH
	3	-52V	-52VG	-52VH
	4	-52X	-52XG	-52XH
M55	1	-55P	-55PG	-55PH
	1.5	-55R	-55RG	-55RH
	2	-55T	-55TG	-55TH
	3	-55V	-55VG	-55VH
	4	-55X	-55XG	-55XH
M56	1	-56P	-56PG	-56PH
	1.5	-56R	-56RG	-56RH
	2	-56T	-56TG	-56TH
	3	-56V	-56VG	-56VH
	4	-56X	-56XG	-56XH
M58	1	-58P	-58PG	-58PH
	1.5	-58R	-58RG	-58RH
	2	-58T	-58TG	-58TH
	3	-58V	-58VG	-58VH
	4	-58X	-58XG	-58XH
M60	1	-60P	-60PG	-60PH
	1.5	-60R	-60RG	-60RH
	2	-60T	-60TG	-60TH
	3	-60V	-60VG	-60VH
	4	-60X	-60XG	-60XH
M62	1.5	-62R	-62RG	-62RH
	2	-62T	-62TG	-62TH
	3	-62V	-62VG	-62VH
	4	-62X	-62XG	-62XH
M64	1.5	-64R	-64RG	-64RH
	2	-64T	-64TG	-64TH
	3	-64V	-64VG	-64VH
	4	-64X	-64XG	-64XH
M65	1.5	-65R	-65RG	-65RH
	2	-65T	-65TG	-65TH
	3	-65V	-65VG	-65VH
	4	-65X	-65XG	-65XH
M68	1.5	-68R	-68RG	-68RH
	2	-68T	-68TG	-68TH
	3	-68V	-68VG	-68VH
	4	-68X	-68XG	-68XH
M70	1.5	-70R	-70RG	-70RH
	2	-70T	-70TG	-70TH
	3	-70V	-70VG	-70VH
	4	-70X	-70XG	-70XH
	6	-70O	-70OG	-70OH
M72	1.5	-72R	-72RG	-72RH

Size (mm)		Code (41 9)		
Nominal diameter	Pitch	Class 6H	Class 6G	Class 4H
M72	2	-72T	-72TG	-72TH
	3	-72V	-72VG	-72VH
	4	-72X	-72XG	-72XH
	6	-72O	-72OG	-72OH
M75	1.5	-75R	-75RG	-75RH
	2	-75T	-75TG	-75TH
	3	-75V	-75VG	-75VH
	4	-75X	-75XG	-75XH
M76	1.5	-76R	-76RG	-76RH
	2	-76T	-76TG	-76TH
	3	-76V	-76VG	-76VH
	4	-76X	-76XG	-76XH
	6	-76O	-76OG	-76OH
M78	2	-78T	-78TG	-78TH
M80	1.5	-80R	-80RG	-80RH
	2	-80T	-80TG	-80TH
	3	-80V	-80VG	-80VH
	4	-80X	-80XG	-80XH
	6	-80O	-80OG	-80OH
M82	2	-82T	-82TG	-82TH
M85	2	-85T	-85TG	-85TH
	3	-85V	-85VG	-85VH
	4	-85X	-85XG	-85XH
	6	-85O	-85OG	-85OH
M90	2	-90T	-90TG	-90TH
	3	-90V	-90VG	-90VH
	4	-90X	-90XG	-90XH
	6	-90O	-90OG	-90OH
M95	2	-95T	-95TG	-95TH
	3	-95V	-95VG	-95VH
	4	-95X	-95XG	-95XH
	6	-95O	-95OG	-95OH
M100	2	-100T	-100TG	-100TH
	3	-100V	-100VG	-100VH
	4	-100X	-100XG	-100XH
	6	-100O	-100OG	-100OH
M105	2	-105T	-105TG	-105TH
	3	-105V	-105VG	-105VH
	4	-105X	-105XG	-105XH
	6	-105O	-105OG	-105OH
M110	2	-110T	-110TG	-110TH
	3	-110V	-110VG	-110VH
	4	-110X	-110XG	-110XH
	6	-110O	-110OG	-110OH
M115	2	-115T	-115TG	-115TH
	3	-115V	-115VG	-115VH
	4	-115X	-115XG	-115XH
	6	-115O	-115OG	-115OH
M120	2	-120T	-120TG	-120TH
	3	-120V	-120VG	-120VH
	4	-120X	-120XG	-120XH
	6	-120O	-120OG	-120OH

https://precishop.hu

METRIC THREAD RING GAGES

WARNING: LIFE TIME IS LIMITED, CAN BE USED ABOUT 2000 TIMES

INSPECTION CERTIFICATE

- Standard ISO1502
- Supplied with manufacturer inspection certificate

Code example:
"**-2**" stands for "**4120-2**"

4120-16 **4120-16N**

Individual

Size (mm)		Code (4120)					
		Class 6g		Class 6e		Class 6h	
Nominal diameter	Pitch	GO	NOGO	GO	NOGO	GO	NOGO
M2	0.4	-2	-2N	-2E	-2EN	-2H	-2HN
M2.2	0.45	-2D2	-2D2N	-2D2E	-2D2EN	-2D2H	-2D2HN
M2.3	0.4	-2D	-2D N	-2D E	-2D EN	-2D H	-2D HN
M2.5	0.45	-2D5	-2D5N	-2D5E	-2D5EN	-2D5H	-2D5HN
M2.6	0.45	-2D6	-2D6N	-2D6E	-2D6EN	-2D6H	-2D6HN
M3	0.5	-	- N	- E	- EN	- H	- HN
M3.5	0.6	- D5	- D5N	- D5E	- D5EN	- D5H	- D5HN
M4	0.7	-4	-4N	-4E	-4EN	-4H	-4HN
M4.5	0.75	-4D5	-4D5N	-4D5E	-4D5EN	-4D5H	-4D5HN
M5	0.8	-5	-5N	-5E	-5EN	-5H	-5HN
M6	1	-6	-6N	-6E	-6EN	-6H	-6HN
M7	1	-7	-7N	-7E	-7EN	-7H	-7HN
M8	1.25	-8	-8N	-8E	-8EN	-8H	-8HN
M9	1.25	-9	-9N	-9E	-9EN	-9H	-9HN
M10	1.5	-10	-10N	-10E	-10EN	-10H	-10HN
M11	1.5	-11	-11N	-11E	-11EN	-11H	-11HN
M12	1.75	-12	-12N	-12E	-12EN	-12H	-12HN
M14	2	-14	-14N	-14E	-14EN	-14H	-14HN
M16	2	-16	-16N	-16E	-16EN	-16H	-16HN
M18	2.5	-18	-18N	-18E	-18EN	-18H	-18HN
M20	2.5	-20	-20N	-20E	-20EN	-20H	-20HN
M22	2.5	-22	-22N	-22E	-22EN	-22H	-22HN
M24	3	-24	-24N	-24E	-24EN	-24H	-24HN
M27	3	-27	-27N	-27E	-27EN	-27H	-27HN
M30	3.5	- 0	- 0N	- 0E	- 0EN	- 0H	- 0HN
M33	3.5	-	- N	- E	- EN	- H	- HN
M36	4	- 6	- 6N	- 6E	- 6EN	- 6H	- 6HN
M39	4	- 9	- 9N	- 9E	- 9EN	- 9H	- 9HN
M42	4.5	-42	-42N	-42E	-42EN	-42H	-42HN
M45	4.5	-45	-45N	-45E	-45EN	-45H	-45HN
M48	5	-48	-48N	-48E	-48EN	-48H	-48HN
M52	5	-52	-52N	-52E	-52EN	-52H	-52HN
M56	5.5	-56	-56N	-56E	-56EN	-56H	-56HN
M60	5.5	-60	-60N	-60E	-60EN	-60H	-60HN
M64	6	-64	-64N	-64E	-64EN	-64H	-64HN
M68	6	-68	-68N	-68E	-68EN	-68H	-68HN

Go ring gage set (Class 6g)

Code	Thread ring gages included (mm)
4120-S7	M3x0.5 (**4120- **), M4x0.7 (**4120-4**), M5x0.8 (**4120-5**), M6x1 (**4120-6**), M8x1.25 (**4120-8**), M10x1.5 (**4120-10**), M12x1.75 (**4120-12**)

No Go ring gage set (Class 6g)

Code	Thread ring gages included (mm)
4120-S7N	M3x0.5 (**4120- N**), M4x0.7 (**4120-4N**), M5x0.8 (**4120-5N**), M6x1 (**4120-6N**), M8x1.25 (**4120-8N**), M10x1.5 (**4120-10N**), M12x1.75 (**4120-12N**)

https://precishop.hu

INSPECTION CERTIFICATE

WARNING: LIFE TIME IS LIMITED, CAN BE USED ABOUT 2000 TIMES

METRIC INE THREAD RING GAGES

- Standa d ISO1502
- Supplied with manufactu e inspection ce tificate (except gages la ge than M100)

Code example:
"**-3D5G**" stands fo "**4129-3D5G**"

4129-10P **4129-10PN**

Size (mm)		Code (4129)					
		Class 6g		Class 6e		Class 6h	
Nominal diameter	Pitch	GO	NOGO	GO	NOGO	GO	NOGO
M3.5	0.5	-3D5G	-3D5GN	-3D5GE	-3D5GEN	-3D5GH	-3D5GHN
M4	0.5	-4G	-4GN	-4GE	-4GEN	-4GH	-4GHN
M4.5	0.5	-4D5G	-4D5GN	-4D5GE	-4D5GEN	-4D5GH	-4D5GHN
M5	0.5	-5G	-5GN	-5GE	-5GEN	-5GH	-5GHN
M5.5	0.5	-5D5G	-5D5GN	-5D5GE	-5D5GEN	-5D5GH	-5D5GHN
M6	0.5	-6G	-6GN	-6GE	-6GEN	-6GH	-6GHN
	0.75	-6 ,	-6 ,N	-6 ,E	-6 ,EN	-6 ,H	-6 ,HN
M6.5	0.5	-6D5G	-6D5GN	-6D5GE	-6D5GEN	-6D5GH	-6D5GHN
M7	0.5	-7G	-7GN	-7GE	-7GEN	-7GH	-7GHN
	0.75	-7 ,	-7 ,N	-7 ,E	-7 ,EN	-7 ,H	-7 ,HN
M7.5	0.5	-7D5G	-7D5GN	-7D5GE	-7D5GEN	-7D5GH	-7D5GHN
M8	0.5	-8G	-8GN	-8GE	-8GEN	-8GH	-8GHN
	0.75	-8 ,	-8 ,N	-8 ,E	-8 ,EN	-8 ,H	-8 ,HN
	1	-8P	-8PN	-8PE	-8PEN	-8PH	-8PHN
M8.5	0.5	-8D5G	-8D5GN	-8D5GE	-8D5GEN	-8D5GH	-8D5GHN
M9	0.5	-9G	-9GN	-9GE	-9GEN	-9GH	-9GHN
	0.75	-9 ,	-9 ,N	-9 ,E	-9 ,EN	-9 ,H	-9 ,HN
	1	-9P	-9PN	-9PE	-9PEN	-9PH	-9PHN
M10	0.5	-10G	-10GN	-10GE	-10GEN	-10GH	-10GHN
	0.75	-10 ,	-10 ,N	-10 ,E	-10 ,EN	-10 ,H	-10 ,HN
	1	-10P	-10PN	-10PE	-10PEN	-10PH	-10PHN
	1.25	-10Q	-10QN	-10QE	-10QEN	-10QH	-10QHN
M11	0.5	-11G	-11GN	-11GE	-11GEN	-11GH	-11GHN
	0.75	-11 ,	-11 ,N	-11 ,E	-11 ,EN	-11 ,H	-11 ,HN
	1	-11P	-11PN	-11PE	-11PEN	-11PH	-11PHN
M12	0.5	-12G	-12GN	-12GE	-12GEN	-12GH	-12GHN
	0.75	-12 ,	-12 ,N	-12 ,E	-12 ,EN	-12 ,H	-12 ,HN
	1	-12P	-12PN	-12PE	-12PEN	-12PH	-12PHN
	1.25	-12Q	-12QN	-12QE	-12QEN	-12QH	-12QHN
	1.5	-12R	-12RN	-12RE	-12REN	-12RH	-12RHN
M13	0.5	-13G	-13GN	-13GE	-13GEN	-13GH	-13GHN
	0.75	-13 ,	-13 ,N	-13 ,E	-13 ,EN	-13 ,H	-13 ,HN
	1	-13P	-13PN	-13PE	-13PEN	-13PH	-13PHN
	1.5	-13R	-13RN	-13RE	-13REN	-13RH	-13RHN
M14	0.5	-14G	-14GN	-14GE	-14GEN	-14GH	-14GHN
	0.75	-14 ,	-14 ,N	-14 ,E	-14 ,EN	-14 ,H	-14 ,HN
	1	-14P	-14PN	-14PE	-14PEN	-14PH	-14PHN
	1.25	-14Q	-14QN	-14QE	-14QEN	-14QH	-14QHN
	1.5	-14R	-14RN	-14RE	-14REN	-14RH	-14RHN

To be continued

https://precishop.hu

Continued f om p evious page

Size (mm)		Code (4129)					
		Class 6g		Class 6e		Class 6h	
Nominal diameter	Pitch	GO	NOGO	GO	NOGO	GO	NOGO
M15	0.5	-15G	-15GN	-15GE	-15GEN	-15GH	-15GHN
	0.75	-15 ,	-15 ,N	-15 ,E	-15 ,EN	-15 ,H	-15 ,HN
	1	-15P	-15PN	-15PE	-15PEN	-15PH	-15PHN
	1.5	-15R	-15RN	-15RE	-15REN	-15RH	-15RHN
M16	0.5	-16G	-16GN	-16GE	-16GEN	-16GH	-16GHN
	0.75	-16 ,	-16 ,N	-16 ,E	-16 ,EN	-16 ,H	-16 ,HN
	1	-16P	-16PN	-16PE	-16PEN	-16PH	-16PHN
	1.25	-16Q	-16QN	-16QE	-16QEN	-16QH	-16QHN
	1.5	-16R	-16RN	-16RE	-16REN	-16RH	-16RHN
M17	0.5	-17G	-17GN	-17GE	-17GEN	-17GH	-17GHN
	0.75	-17 ,	-17 ,N	-17 ,E	-17 ,EN	-17 ,H	-17 ,HN
	1	-17P	-17PN	-17PE	-17PEN	-17PH	-17PHN
	1.5	-17R	-17RN	-17RE	-17REN	-17RH	-17RHN
M18	0.5	-18G	-18GN	-18GE	-18GEN	-18GH	-18GHN
	0.75	-18 ,	-18 ,N	-18 ,E	-18 ,EN	-18 ,H	-18 ,HN
	1	-18P	-18PN	-18PE	-18PEN	-18PH	-18PHN
	1.25	-18Q	-18QN	-18QE	-18QEN	-18QH	-18QHN
	1.5	-18R	-18RN	-18RE	-18REN	-18RH	-18RHN
	2	-18T	-18TN	-18TE	-18TEN	-18TH	-18THN
M19	0.5	-19G	-19GN	-19GE	-19GEN	-19GH	-19GHN
	0.75	-19 ,	-19 ,N	-19 ,E	-19 ,EN	-19 ,H	-19 ,HN
	1	-19P	-19PN	-19PE	-19PEN	-19PH	-19PHN
	1.5	-19R	-19RN	-19RE	-19REN	-19RH	-19RHN
M20	0.5	-20G	-20GN	-20GE	-20GEN	-20GH	-20GHN
	0.75	-20 ,	-20 ,N	-20 ,E	-20 ,EN	-20 ,H	-20 ,HN
	1	-20P	-20PN	-20PE	-20PEN	-20PH	-20PHN
	1.25	-20Q	-20QN	-20QE	-20QEN	-20QH	-20QHN
	1.5	-20R	-20RN	-20RE	-20REN	-20RH	-20RHN
	2	-20T	-20TN	-20TE	-20TEN	-20TH	-20THN
M21	0.75	-21 ,	-21 ,N	-21 ,E	-21 ,EN	-21 ,H	-21 ,HN
	1	-21P	-21PN	-21PE	-21PEN	-21PH	-21PHN
	1.5	-21R	-21RN	-21RE	-21REN	-21RH	-21RHN
M22	0.75	-22 ,	-22 ,N	-22 ,E	-22 ,EN	-22 ,H	-22 ,HN
	1	-22P	-22PN	-22PE	-22PEN	-22PH	-22PHN
	1.25	-22Q	-22QN	-22QE	-22QEN	-22QH	-22QHN
	1.5	-22R	-22RN	-22RE	-22REN	-22RH	-22RHN
	2	-22T	-22TN	-22TE	-22TEN	-22TH	-22THN
M23	0.75	-23 ,	-23 ,N	-23 ,E	-23 ,EN	-23 ,H	-23 ,HN
	1	-23P	-23PN	-23PE	-23PEN	-23PH	-23PHN
M24	0.75	-24 ,	-24 ,N	-24 ,E	-24 ,EN	-24 ,H	-24 ,HN
	1	-24P	-24PN	-24PE	-24PEN	-24PH	-24PHN
	1.25	-24Q	-24QN	-24QE	-24QEN	-24QH	-24QHN
	1.5	-24R	-24RN	-24RE	-24REN	-24RH	-24RHN
	2	-24T	-24TN	-24TE	-24TEN	-24TH	-24THN
M25	0.75	-25 ,	-25 ,N	-25 ,E	-25 ,EN	-25 ,H	-25 ,HN
	1	-25P	-25PN	-25PE	-25PEN	-25PH	-25PHN
	1.5	-25R	-25RN	-25RE	-25REN	-25RH	-25RHN
	2	-25T	-25TN	-25TE	-25TEN	-25TH	-25THN
M26	0.75	-26 ,	-26 ,N	-26 ,E	-26 ,EN	-26 ,H	-26 ,HN
	1	-26P	-26PN	-26PE	-26PEN	-26PH	-26PHN
	1.5	-26R	-26RN	-26RE	-26REN	-26RH	-26RHN
	2	-26T	-26TN	-26TE	-26TEN	-26TH	-26THN

To be continued

https://precishop.hu

Continued f om p evious page

Size (mm)		Code (4129)					
		Class 6g		Class 6e		Class 6h	
Nominal diameter	Pitch	GO	NOGO	GO	NOGO	GO	NOGO
M27	0.75	-27 ,	-27 ,N	-27 ,E	-27 ,EN	-27 ,H	-27 ,HN
	1	-27P	-27PN	-27PE	-27PEN	-27PH	-27PHN
	1.5	-27R	-27RN	-27RE	-27REN	-27RH	-27RHN
	2	-27T	-27TN	-27TE	-27TEN	-27TH	-27THN
M28	0.75	-28 ,	-28 ,N	-28 ,E	-28 ,EN	-28 ,H	-28 ,HN
	1	-28P	-28PN	-28PE	-28PEN	-28PH	-28PHN
	1.5	-28R	-28RN	-28RE	-28REN	-28RH	-28RHN
	2	-28T	-28TN	-28TE	-28TEN	-28TH	-28THN
M29	0.75	-29 ,	-29 ,N	-29 ,E	-29 ,EN	-29 ,H	-29 ,HN
	1	-29P	-29PN	-29PE	-29PEN	-29PH	-29PHN
M30	0.75	-30 ,	-30 ,N	-30 ,E	-30 ,EN	-30 ,H	-30 ,HN
	1	-30P	-30PN	-30PE	-30PEN	-30PH	-30PHN
	1.5	-30R	-30RN	-30RE	-30REN	-30RH	-30RHN
	2	-30T	-30TN	-30TE	-30TEN	-30TH	-30THN
	3	-30V	-30VN	-30VE	-30VEN	-30VH	-30VHN
M31	0.75	-31 ,	-31 ,N	-31 ,E	-31 ,EN	-31 ,H	-31 ,HN
M32	0.75	-32 ,	-32 ,N	-32 ,E	-32 ,EN	-32 ,H	-32 ,HN
	1	-32P	-32PN	-32PE	-32PEN	-32PH	-32PHN
	1.5	-32R	-32RN	-32RE	-32REN	-32RH	-32RHN
	2	-32T	-32TN	-32TE	-32TEN	-32TH	-32THN
M33	0.75	-33 ,	-33 ,N	-33 ,E	-33 ,EN	-33 ,H	-33 ,HN
	1	-33P	-33PN	-33PE	-33PEN	-33PH	-33PHN
	1.5	-33R	-33RN	-33RE	-33REN	-33RH	-33RHN
	2	-33T	-33TN	-33TE	-33TEN	-33TH	-33THN
	3	-33V	-33VN	-33VE	-33VEN	-33VH	-33VHN
M34	1	-34P	-34PN	-34PE	-34PEN	-34PH	-34PHN
	1.5	-34R	-34RN	-34RE	-34REN	-34RH	-34RHN
	2	-34T	-34TN	-34TE	-34TEN	-34TH	-34THN
M35	1	-35P	-35PN	-35PE	-35PEN	-35PH	-35PHN
	1.5	-35R	-35RN	-35RE	-35REN	-35RH	-35RHN
	2	-35T	-35TN	-35TE	-35TEN	-35TH	-35THN
M36	1	-36P	-36PN	-36PE	-36PEN	-36PH	-36PHN
	1.5	-36R	-36RN	-36RE	-36REN	-36RH	-36RHN
	2	-36T	-36TN	-36TE	-36TEN	-36TH	-36THN
	3	-36V	-36VN	-36VE	-36VEN	-36VH	-36VHN
M38	1	-38P	-38PN	-38PE	-38PEN	-38PH	-38PHN
	1.5	-38R	-38RN	-38RE	-38REN	-38RH	-38RHN
	2	-38T	-38TN	-38TE	-38TEN	-38TH	-38THN
M39	1	-39P	-39PN	-39PE	-39PEN	-39PH	-39PHN
	1.5	-39R	-39RN	-39RE	-39REN	-39RH	-39RHN
	2	-39T	-39TN	-39TE	-39TEN	-39TH	-39THN
	3	-39V	-39VN	-39VE	-39VEN	-39VH	-39VHN
M40	1.5	-40R	-40RN	-40RE	-40REN	-40RH	-40RHN
	2	-40T	-40TN	-40TE	-40TEN	-40TH	-40THN
	3	-40V	-40VN	-40VE	-40VEN	-40VH	-40VHN
M42	1.5	-42R	-42RN	-42RE	-42REN	-42RH	-42RHN
	2	-42T	-42TN	-42TE	-42TEN	-42TH	-42THN
	3	-42V	-42VN	-42VE	-42VEN	-42VH	-42VHN
M45	1.5	-45R	-45RN	-45RE	-45REN	-45RH	-45RHN
	2	-45T	-45TN	-45TE	-45TEN	-45TH	-45THN
	3	-45V	-45VN	-45VE	-45VEN	-45VH	-45VHN

To be continued

https://precishop.hu

Continued f om p evious page

Size (mm)		Code (4129)					
		Class 6g		Class 6e		Class 6h	
Nominal diameter	Pitch	GO	NOGO	GO	NOGO	GO	NOGO
M48	1.5	-48R	-48RN	-48RE	-48REN	-48RH	-48RHN
	2	-48T	-48TN	-48TE	-48TEN	-48TH	-48THN
	3	-48V	-48VN	-48VE	-48VEN	-48VH	-48VHN
M50	1.5	-50R	-50RN	-50RE	-50REN	-50RH	-50RHN
	2	-50T	-50TN	-50TE	-50TEN	-50TH	-50THN
	3	-50V	-50VN	-50VE	-50VEN	-50VH	-50VHN
M52	1.5	-52R	-52RN	-52RE	-52REN	-52RH	-52RHN
	2	-52T	-52TN	-52TE	-52TEN	-52TH	-52THN
	3	-52V	-52VN	-52VE	-52VEN	-52VH	-52VHN
	4	-52X	-52XN	-52XE	-52XEN	-52XH	-52XHN
M55	1.5	-55R	-55RN	-55RE	-55REN	-55RH	-55RHN
	2	-55T	-55TN	-55TE	-55TEN	-55TH	-55THN
	3	-55V	-55VN	-55VE	-55VEN	-55VH	-55VHN
	4	-55X	-55XN	-55XE	-55XEN	-55XH	-55XHN
M56	1.5	-56R	-56RN	-56RE	-56REN	-56RH	-56RHN
	2	-56T	-56TN	-56TE	-56TEN	-56TH	-56THN
	3	-56V	-56VN	-56VE	-56VEN	-56VH	-56VHN
	4	-56X	-56XN	-56XE	-56XEN	-56XH	-56XHN
M58	1.5	-58R	-58RN	-58RE	-58REN	-58RH	-58RHN
	2	-58T	-58TN	-58TE	-58TEN	-58TH	-58THN
	3	-58V	-58VN	-58VE	-58VEN	-58VH	-58VHN
	4	-58X	-58XN	-58XE	-58XEN	-58XH	-58XHN
M60	1.5	-60R	-60RN	-60RE	-60REN	-60RH	-60RHN
	2	-60T	-60TN	-60TE	-60TEN	-60TH	-60THN
	3	-60V	-60VN	-60VE	-60VEN	-60VH	-60VHN
	4	-60X	-60XN	-60XE	-60XEN	-60XH	-60XHN
M62	1.5	-62R	-62RN	-62RE	-62REN	-62RH	-62RHN
	2	-62T	-62TN	-62TE	-62TEN	-62TH	-62THN
	3	-62V	-62VN	-62VE	-62VEN	-62VH	-62VHN
	4	-62X	-62XN	-62XE	-62XEN	-62XH	-62XHN
M64	1.5	-64R	-64RN	-64RE	-64REN	-64RH	-64RHN
	2	-64T	-64TN	-64TE	-64TEN	-64TH	-64THN
	3	-64V	-64VN	-64VE	-64VEN	-64VH	-64VHN
	4	-64X	-64XN	-64XE	-64XEN	-64XH	-64XHN
M65	1.5	-65R	-65RN	-65RE	-65REN	-65RH	-65RHN
	2	-65T	-65TN	-65TE	-65TEN	-65TH	-65THN
	3	-65V	-65VN	-65VE	-65VEN	-65VH	-65VHN
	4	-65X	-65XN	-65XE	-65XEN	-65XH	-65XHN
M68	1.5	-68R	-68RN	-68RE	-68REN	-68RH	-68RHN
	2	-68T	-68TN	-68TE	-68TEN	-68TH	-68THN
	3	-68V	-68VN	-68VE	-68VEN	-68VH	-68VHN
	4	-68X	-68XN	-68XE	-68XEN	-68XH	-68XHN
M70	1.5	-70R	-70RN	-70RE	-70REN	-70RH	-70RHN
	2	-70T	-70TN	-70TE	-70TEN	-70TH	-70THN
	3	-70V	-70VN	-70VE	-70VEN	-70VH	-70VHN
	4	-70X	-70XN	-70XE	-70XEN	-70XH	-70XHN
	6	-70O	-70ON	-70OE	-70OEN	-70OH	-70OHN
M72	1.5	-72R	-72RN	-72RE	-72REN	-72RH	-72RHN
	2	-72T	-72TN	-72TE	-72TEN	-72TH	-72THN

To be continued

https://precishop.hu

Continued f om p evious page

Size (mm)		Code (4129)					
		Class 6g		Class 6e		Class 6h	
Nominal diameter	Pitch	GO	NOGO	GO	NOGO	GO	NOGO
M72	3	-72V	-72VN	-72VE	-72VEN	-72VH	-72VHN
	4	-72X	-72XN	-72XE	-72XEN	-72XH	-72XHN
	6	-72O	-72ON	-72OE	-72OEN	-72OH	-72OHN
M75	1.5	-75R	-75RN	-75RE	-75REN	-75RH	-75RHN
	2	-75T	-75TN	-75TE	-75TEN	-75TH	-75THN
	3	-75V	-75VN	-75VE	-75VEN	-75VH	-75VHN
	4	-75X	-75XN	-75XE	-75XEN	-75XH	-75XHN
M76	1.5	-76R	-76RN	-76RE	-76REN	-76RH	-76RHN
	2	-76T	-76TN	-76TE	-76TEN	-76TH	-76THN
	3	-76V	-76VN	-76VE	-76VEN	-76VH	-76VHN
	4	-76X	-76XN	-76XE	-76XEN	-76XH	-76XHN
	6	-76O	-76ON	-76OE	-76OEN	-76OH	-76OHN
M78	2	-78T	-78TN	-78TE	-78TEN	-78TH	-78THN
M80	1.5	-80R	-80RN	-80RE	-80REN	-80RH	-80RHN
	2	-80T	-80TN	-80TE	-80TEN	-80TH	-80THN
	3	-80V	-80VN	-80VE	-80VEN	-80VH	-80VHN
	4	-80X	-80XN	-80XE	-80XEN	-80XH	-80XHN
	6	-80O	-80ON	-80OE	-80OEN	-80OH	-80OHN
M82	2	-82T	-82TN	-82TE	-82TEN	-82TH	-82THN
M85	2	-85T	-85TN	-85TE	-85TEN	-85TH	-85THN
	3	-85V	-85VN	-85VE	-85VEN	-85VH	-85VHN
	4	-85X	-85XN	-85XE	-85XEN	-85XH	-85XHN
	6	-85O	-85ON	-85OE	-85OEN	-85OH	-85OHN
M90	2	-90T	-90TN	-90TE	-90TEN	-90TH	-90THN
	3	-90V	-90VN	-90VE	-90VEN	-90VH	-90VHN
	4	-90X	-90XN	-90XE	-90XEN	-90XH	-90XHN
	6	-90O	-90ON	-90OE	-90OEN	-90OH	-90OHN
M95	2	-95T	-95TN	-95TE	-95TEN	-95TH	-95THN
	3	-95V	-95VN	-95VE	-95VEN	-95VH	-95VHN
	4	-95X	-95XN	-95XE	-95XEN	-95XH	-95XHN
	6	-95O	-95ON	-95OE	-95OEN	-95OH	-95OHN
M100	2	-100T	-100TN	-100TE	-100TEN	-100TH	-100THN
	3	-100V	-100VN	-100VE	-100VEN	-100VH	-100VHN
	4	-100X	-100XN	-100XE	-100XEN	-100XH	-100XHN
	6	-100O	-100ON	-100OE	-100OEN	-100OH	-100OHN
M105	2	-105T	-105TN	-105TE	-105TEN	-105TH	-105THN
	3	-105V	-105VN	-105VE	-105VEN	-105VH	-105VHN
	4	-105X	-105XN	-105XE	-105XEN	-105XH	-105XHN
	6	-105O	-105ON	-105OE	-105OEN	-105OH	-105OHN
M110	2	-110T	-110TN	-110TE	-110TEN	-110TH	-110THN
	3	-110V	-110VN	-110VE	-110VEN	-110VH	-110VHN
	4	-110X	-110XN	-110XE	-110XEN	-110XH	-110XHN
	6	-110O	-110ON	-110OE	-110OEN	-110OH	-110OHN
M115	2	-115T	-115TN	-115TE	-115TEN	-115TH	-115THN
	3	-115V	-115VN	-115VE	-115VEN	-115VH	-115VHN
	4	-115X	-115XN	-115XE	-115XEN	-115XH	-115XHN
	6	-115O	-115ON	-115OE	-115OEN	-115OH	-115OHN
M120	2	-120T	-120TN	-120TE	-120TEN	-120TH	-120THN
	3	-120V	-120VN	-120VE	-120VEN	-120VH	-120VHN
	4	-120X	-120XN	-120XE	-120XEN	-120XH	-120XHN
	6	-120O	-120ON	-120OE	-120OEN	-120OH	-120OHN

https://precishop.hu

AMERICAN STANDARD THREAD P ,UG GAGES

WARNING: LIFE TIME IS LIMITED, CAN BE USED ABOUT 2000 TIMES

INSPECTION CERTIFICATE

4131-102

- Supplied with Go and No-Go gages togethe
- Standa d ANSI/ASME B1.2
- Supplied with manufactu e inspection ce tificate

Size	Code	
	Class 2B	Class 3B
No. 0-80UNF	**4131-02**	**4131-02B**
No. 1-64UNC	**4131-11**	**4131-11B**
No. 1-72UNF	**4131-12**	**4131-12B**
No. 2-56UNC	**4131-21**	**4131-21B**
No. 2-64UNF	**4131-22**	**4131-22B**
No. 3-48UNC	**4131-31**	**4131-31B**
No. 3-56UNF	**4131-32**	**4131-32B**
No. 4-40UNC	**4131-41**	**4131-41B**
No. 4-48UNF	**4131-42**	**4131-42B**
No. 5-40UNC	**4131-51**	**4131-51B**
No. 5-44UNF	**4131-52**	**4131-52B**
No. 6-32UNC	**4131-61**	**4131-61B**
No. 6-40UNF	**4131-62**	**4131-62B**
No. 8-32UNC	**4131-81**	**4131-81B**
No. 8-36UNF	**4131-82**	**4131-82B**
No. 10-24UNC	**4131-101**	**4131-101B**
No. 10-32UNF	**4131-102**	**4131-102B**
No. 12-24UNC	**4131-121**	**4131-121B**
No. 12-28UNF	**4131-122**	**4131-122B**
No. 12-32UNEF	**4131-123**	**4131-123B**
1/4-20UNC	**4131-1B1**	**4131-1B1B**
1/4-28UNF	**4131-1B2**	**4131-1B2B**
1/4-32UNEF	**4131-1B3**	**4131-1B3B**
1/4-36UNS	**4131-1B4**	**4131-1B4B**
5/16-18UNC	**4131-5D1**	**4131-5D1B**
5/16-24UNF	**4131-5D2**	**4131-5D2B**
5/16-32UNEF	**4131-5D3**	**4131-5D3B**
3/8-16UNC	**4131-3C1**	**4131-3C1B**
3/8-24UNF	**4131-3C2**	**4131-3C2B**
3/8-32UNEF	**4131-3C3**	**4131-3C3B**
7/16-14UNC	**4131-7D1**	**4131-7D1B**
7/16-20UNF	**4131-7D2**	**4131-7D2B**
7/16-28UNEF	**4131-7D3**	**4131-7D3B**
1/2-13UNC	**4131-1A1**	**4131-1A1B**
1/2-20UNF	**4131-1A2**	**4131-1A2B**
1/2-28UNEF	**4131-1A3**	**4131-1A3B**

Size	Code	
	Class 2B	Class 3B
9/16-12UNC	**4131-9D1**	**4131-9D1B**
9/16-18UNF	**4131-9D2**	**4131-9D2B**
9/16-24UNEF	**4131-9D3**	**4131-9D3B**
5/8-11UNC	**4131-5C1**	**4131-5C1B**
5/8-18UNF	**4131-5C2**	**4131-5C2B**
5/8-24UNEF	**4131-5C3**	**4131-5C3B**
11/16-16UN	**4131-11D516**	**4131-11D516B**
11/16-24UNEF	**4131-11D3**	**4131-11D3B**
3/4-10UNC	**4131-3B1**	**4131-3B1B**
3/4-16UNF	**4131-3B2**	**4131-3B2B**
3/4-20UNEF	**4131-3B3**	**4131-3B3B**
13/16-16UN	**4131-13D516**	**4131-13D516B**
13/16-20UNEF	**4131-13D3**	**4131-13D3B**
7/8-9UNC	**4131-7C1**	**4131-7C1B**
7/8-14UNF	**4131-7C2**	**4131-7C2B**
7/8-16UN	**4131-7C516**	**4131-7C516B**
7/8-20UNEF	**4131-7C3**	**4131-7C3B**
15/16-20UNEF	**4131-15D3**	**4131-15D3B**
1-8UNC	**4131-2A1**	**4131-2A1B**
1-12UNF	**4131-2A2**	**4131-2A2B**
1-14UNS	**4131-2A514**	**4131-2A514B**
1-20UNEF	**4131-2A3**	**4131-2A3B**
1-32UN	**4131-2A532**	**4131-2A532B**
1 1/16-12UN	**4131-1E512**	**4131-1E512B**
1 1/16-18UNEF	**4131-1E3**	**4131-1E3B**
1 1/8-7UNC	**4131-1 1**	**4131-1 1B**
1 1/8-8UN	**4131-1 58**	**4131-1 58B**
1 1/8-12UNF	**4131-1 2**	**4131-1 2B**
1 1/8-18UNEF	**4131-1 3**	**4131-1 3B**
1 3/16-12UN	**4131-3E512**	**4131-3E512B**
1 3/16-18UNEF	**4131-3E3**	**4131-3E3B**
1 1/4-7UNC	**4131-1G1**	**4131-1G1B**
1 1/4-8UN	**4131-1G58**	**4131-1G58B**
1 1/4-12UNF	**4131-1G2**	**4131-1G2B**
1 1/4-18UNEF	**4131-1G3**	**4131-1G3B**
1 5/16-12UN	**4131-5E512**	**4131-5E512B**

https://precishop.hu

INSPECTION CERTIFICATE

WARNING: LIFE TIME IS LIMITED, CAN BE USED ABOUT 2000 TIMES

AMERICAN STANDARD THREAD RING GAGES

4121-1B1

4121-1B1N

- Standa d ANSI/ASME B1.2
- Class 2A
- Supplied with manufactu e inspection ce tificate

Size	Code	
	GO	NOGO
No. 4-40UNC	**4121-41**	**4121-41N**
No. 4-48UNF	**4121-42**	**4121-42N**
No. 5-40UNC	**4121-51**	**4121-51N**
No. 5-44UNF	**4121-52**	**4121-52N**
No. 6-32UNC	**4121-61**	**4121-61N**
No. 6-40UNF	**4121-62**	**4121-62N**
No. 8-32UNC	**4121-81**	**4121-81N**
No. 8-36UNF	**4121-82**	**4121-82N**
No. 10-24UNC	**4121-101**	**4121-101N**
No. 10-32UNF	**4121-102**	**4121-102N**
No. 12-24UNC	**4121-121**	**4121-121N**
No. 12-28UNF	**4121-122**	**4121-122N**
No. 12-32UNEF	**4121-123**	**4121-123N**
1/4-20UNC	**4121-1B1**	**4121-1B1N**
1/4-28UNF	**4121-1B2**	**4121-1B2N**
1/4-32UNEF	**4121-1B3**	**4121-1B3N**
1/4-36UNS	**4121-1B4**	**4121-1B4N**
5/16-18UNC	**4121-5D1**	**4121-5D1N**
5/16-24UNF	**4121-5D2**	**4121-5D2N**
5/16-32UNEF	**4121-5D3**	**4121-5D3N**
3/8-16UNC	**4121-3C1**	**4121-3C1N**
3/8-24UNF	**4121-3C2**	**4121-3C2N**
3/8-32UNEF	**4121-3C3**	**4121-3C3N**
7/16-14UNC	**4121-7D1**	**4121-7D1N**
7/16-20UNF	**4121-7D2**	**4121-7D2N**
7/16-28UNEF	**4121-7D3**	**4121-7D3N**
1/2-13UNC	**4121-1A1**	**4121-1A1N**
1/2-20UNF	**4121-1A2**	**4121-1A2N**
1/2-28UNEF	**4121-1A3**	**4121-1A3N**
9/16-12UNC	**4121-9D1**	**4121-9D1N**
9/16-18UNF	**4121-9D2**	**4121-9D2N**
9/16-24UNEF	**4121-9D3**	**4121-9D3N**

Size	Code	
	GO	NOGO
5/8-11UNC	**4121-5C1**	**4121-5C1N**
5/8-18UNF	**4121-5C2**	**4121-5C2N**
5/8-24UNEF	**4121-5C3**	**4121-5C3N**
11/16-16UN	**4121-11D516**	**4121-11D516N**
11/16-24UNEF	**4121-11D3**	**4121-11D3N**
3/4-10UNC	**4121-3B1**	**4121-3B1N**
3/4-16UNF	**4121-3B2**	**4121-3B2N**
3/4-20UNEF	**4121-3B3**	**4121-3B3N**
13/16-16UN	**4121-13D516**	**4121-13D516N**
13/16-20UNEF	**4121-13D3**	**4121-13D3N**
7/8-9UNC	**4121-7C1**	**4121-7C1N**
7/8-14UNF	**4121-7C2**	**4121-7C2N**
7/8-16UN	**4121-7C516**	**4121-7C516N**
7/8-20UNEF	**4121-7C3**	**4121-7C3N**
15/16-20UNEF	**4121-15D3**	**4121-15D3N**
1-8UNC	**4121-2A1**	**4121-2A1N**
1-12UNF	**4121-2A2**	**4121-2A2N**
1-14UNS	**4121-2A514**	**4121-2A514N**
1-20UNEF	**4121-2A3**	**4121-2A3N**
1-32UN	**4121-2A532**	**4121-2A532N**
1 1/16-12UN	**4121-1E512**	**4121-1E512N**
1 1/16-18UNEF	**4121-1E3**	**4121-1E3N**
1 1/8-7UNC	**4121-1 1**	**4121-1 1N**
1 1/8-8UN	**4121-1 58**	**4121-1 58N**
1 1/8-12UNF	**4121-1 2**	**4121-1 2N**
1 1/8-18UNEF	**4121-1 3**	**4121-1 3N**
1 3/16-12UN	**4121-3E512**	**4121-3E512N**
1 3/16-18UNEF	**4121-3E3**	**4121-3E3N**
1 1/4-7UNC	**4121-1G1**	**4121-1G1N**
1 1/4-8UN	**4121-1G58**	**4121-1G58N**
1 1/4-12UNF	**4121-1G2**	**4121-1G2N**
1 1/4-18UNEF	**4121-1G3**	**4121-1G3N**
1 5/16-12UN	**4121-5E512**	**4121-5E512N**

https://precishop.hu

CHECK P ,UGS OR METRIC THREAD RING GAGES

INSPECTION CERTIFICATE

4647-10

4647-10N

- Standa d ISO1502
- Check th ead ing gages
- Supplied with manufactu e inspection ce tificate

Code example:
"**-2**" stands fo "**4647-2**"

Size (mm)		Code (4647)					
		Class 6g		Class 6e		Class 6h	
Nominal diameter	Pitch	GO	NOGO	GO	NOGO	GO	NOGO
M2	0.4	-2	-2N	-2E	-2EN	-2H	-2HN
M2.2	0.45	-2D2	-2D2N	-2D2E	-2D2EN	-2D2H	-2D2HN
M2.3	0.4	-2D3	-2D3N	-2D3E	-2D3EN	-2D3H	-2D3HN
M2.5	0.45	-2D5	-2D5N	-2D5E	-2D5EN	-2D5H	-2D5HN
M2.6	0.45	-2D6	-2D6N	-2D6E	-2D6EN	-2D6H	-2D6HN
M3	0.5	-3	-3N	-3E	-3EN	-3H	-3HN
M3.5	0.6	-3D5	-3D5N	-3D5E	-3D5EN	-3D5H	-3D5HN
M4	0.7	-4	-4N	-4E	-4EN	-4H	-4HN
M4.5	0.75	-4D5	-4D5N	-4D5E	-4D5EN	-4D5H	-4D5HN
M5	0.8	-5	-5N	-5E	-5EN	-5H	-5HN
M6	1	-6	-6N	-6E	-6EN	-6H	-6HN
M7	1	-7	-7N	-7E	-7EN	-7H	-7HN
M8	1.25	-8	-8N	-8E	-8EN	-8H	-8HN
M9	1.25	-9	-9N	-9E	-9EN	-9H	-9HN
M10	1.5	-10	-10N	-10E	-10EN	-10H	-10HN
M11	1.5	-11	-11N	-11E	-11EN	-11H	-11HN
M12	1.75	-12	-12N	-12E	-12EN	-12H	-12HN
M14	2	-14	-14N	-14E	-14EN	-14H	-14HN
M16	2	-16	-16N	-16E	-16EN	-16H	-16HN
M18	2.5	-18	-18N	-18E	-18EN	-18H	-18HN
M20	2.5	-20	-20N	-20E	-20EN	-20H	-20HN
M22	2.5	-22	-22N	-22E	-22EN	-22H	-22HN
M24	3	-24	-24N	-24E	-24EN	-24H	-24HN
M27	3	-27	-27N	-27E	-27EN	-27H	-27HN
M30	3.5	-30	-30N	-30E	-30EN	-30H	-30HN
M33	3.5	-33	-33N	-33E	-33EN	-33H	-33HN
M36	4	-36	-36N	-36E	-36EN	-36H	-36HN
M39	4	-39	-39N	-39E	-39EN	-39H	-39HN
M42	4.5	-42	-42N	-42E	-42EN	-42H	-42HN
M45	4.5	-45	-45N	-45E	-45EN	-45H	-45HN
M48	5	-48	-48N	-48E	-48EN	-48H	-48HN
M52	5	-52	-52N	-52E	-52EN	-52H	-52HN
M56	5.5	-56	-56N	-56E	-56EN	-56H	-56HN
M60	5.5	-60	-60N	-60E	-60EN	-60H	-60HN
M64	6	-64	-64N	-64E	-64EN	-64H	-64HN
M68	6	-68	-68N	-68E	-68EN	-68H	-68HN

https://precishop.hu

INSPECTION CERTIFICATE

CHECK P ,UGS OR METRIC INE THREAD RING GAGES

4677-10P

4677-10PN

- Standa d ISO1502
- Check th ead ing gages
- Supplied with manufactu e inspection ce tificate

Code example:
"**-3D5G**" stands fo "**4677-3D5G**"

Size (mm)		Code (4677)					
		Class 6g		Class 6e		Class 6h	
Nominal diameter	Pitch	GO	NOGO	GO	NOGO	GO	NOGO
M3.5	0.5	-3D5G	-3D5GN	-3D5GE	-3D5GEN	-3D5GH	-3D5GHN
M4	0.5	-4G	-4GN	-4GE	-4GEN	-4GH	-4GHN
M4.5	0.5	-4D5G	-4D5GN	-4D5GE	-4D5GEN	-4D5GH	-4D5GHN
M5	0.5	-5G	-5GN	-5GE	-5GEN	-5GH	-5GHN
M5.5	0.5	-5D5G	-5D5GN	-5D5GE	-5D5GEN	-5D5GH	-5D5GHN
M6	0.5	-6G	-6GN	-6GE	-6GEN	-6GH	-6GHN
	0.75	-6 ,	-6 ,N	-6 ,E	-6 ,EN	-6 ,H	-6 ,HN
M6.5	0.5	-6D5G	-6D5GN	-6D5GE	-6D5GEN	-6D5GH	-6D5GHN
M7	0.5	-7G	-7GN	-7GE	-7GEN	-7GH	-7GHN
	0.75	-7 ,	-7 ,N	-7 ,E	-7 ,EN	-7 ,H	-7 ,HN
M7.5	0.5	-7D5G	-7D5GN	-7D5GE	-7D5GEN	-7D5GH	-7D5GHN
M8	0.5	-8G	-8GN	-8GE	-8GEN	-8GH	-8GHN
	0.75	-8 ,	-8 ,N	-8 ,E	-8 ,EN	-8 ,H	-8 ,HN
	1	-8P	-8PN	-8PE	-8PEN	-8PH	-8PHN
M8.5	0.5	-8D5G	-8D5GN	-8D5GE	-8D5GEN	-8D5GH	-8D5GHN
M9	0.5	-9G	-9GN	-9GE	-9GEN	-9GH	-9GHN
	0.75	-9 ,	-9 ,N	-9 ,E	-9 ,EN	-9 ,H	-9 ,HN
	1	-9P	-9PN	-9PE	-9PEN	-9PH	-9PHN
M10	0.5	-10G	-10GN	-10GE	-10GEN	-10GH	-10GHN
	0.75	-10 ,	-10 ,N	-10 ,E	-10 ,EN	-10 ,H	-10 ,HN
	1	-10P	-10PN	-10PE	-10PEN	-10PH	-10PHN
	1.25	-10Q	-10QN	-10QE	-10QEN	-10QH	-10QHN
M11	0.5	-11G	-11GN	-11GE	-11GEN	-11GH	-11GHN
	0.75	-11 ,	-11 ,N	-11 ,E	-11 ,EN	-11 ,H	-11 ,HN
	1	-11P	-11PN	-11PE	-11PEN	-11PH	-11PHN
M12	0.5	-12G	-12GN	-12GE	-12GEN	-12GH	-12GHN
	0.75	-12 ,	-12 ,N	-12 ,E	-12 ,EN	-12 ,H	-12 ,HN
	1	-12P	-12PN	-12PE	-12PEN	-12PH	-12PHN
	1.25	-12Q	-12QN	-12QE	-12QEN	-12QH	-12QHN
	1.5	-12R	-12RN	-12RE	-12REN	-12RH	-12RHN
M13	0.5	-13G	-13GN	-13GE	-13GEN	-13GH	-13GHN
	0.75	-13 ,	-13 ,N	-13 ,E	-13 ,EN	-13 ,H	-13 ,HN
	1	-13P	-13PN	-13PE	-13PEN	-13PH	-13PHN
	1.5	-13R	-13RN	-13RE	-13REN	-13RH	-13RHN
M14	0.5	-14G	-14GN	-14GE	-14GEN	-14GH	-14GHN
	0.75	-14 ,	-14 ,N	-14 ,E	-14 ,EN	-14 ,H	-14 ,HN
	1	-14P	-14PN	-14PE	-14PEN	-14PH	-14PHN
	1.25	-14Q	-14QN	-14QE	-14QEN	-14QH	-14QHN
	1.5	-14R	-14RN	-14RE	-14REN	-14RH	-14RHN

To be continued

https://precishop.hu

Continued f om p evious page

Size (mm)		Code (4677)					
		Class 6g		Class 6e		Class 6h	
Nominal diameter	Pitch	GO	NOGO	GO	NOGO	GO	NOGO
M15	0.5	-15G	-15GN	-15GE	-15GEN	-15GH	-15GHN
	0.75	-15 ,	-15 ,N	-15 ,E	-15 ,EN	-15 ,H	-15 ,HN
	1	-15P	-15PN	-15PE	-15PEN	-15PH	-15PHN
	1.5	-15R	-15RN	-15RE	-15REN	-15RH	-15RHN
M16	0.5	-16G	-16GN	-16GE	-16GEN	-16GH	-16GHN
	0.75	-16 ,	-16 ,N	-16 ,E	-16 ,EN	-16 ,H	-16 ,HN
	1	-16P	-16PN	-16PE	-16PEN	-16PH	-16PHN
	1.25	-16Q	-16QN	-16QE	-16QEN	-16QH	-16QHN
	1.5	-16R	-16RN	-16RE	-16REN	-16RH	-16RHN
M17	0.5	-17G	-17GN	-17GE	-17GEN	-17GH	-17GHN
	0.75	-17 ,	-17 ,N	-17 ,E	-17 ,EN	-17 ,H	-17 ,HN
	1	-17P	-17PN	-17PE	-17PEN	-17PH	-17PHN
	1.5	-17R	-17RN	-17RE	-17REN	-17RH	-17RHN
M18	0.5	-18G	-18GN	-18GE	-18GEN	-18GH	-18GHN
	0.75	-18 ,	-18 ,N	-18 ,E	-18 ,EN	-18 ,H	-18 ,HN
	1	-18P	-18PN	-18PE	-18PEN	-18PH	-18PHN
	1.25	-18Q	-18QN	-18QE	-18QEN	-18QH	-18QHN
	1.5	-18R	-18RN	-18RE	-18REN	-18RH	-18RHN
	2	-18T	-18TN	-18TE	-18TEN	-18TH	-18THN
M19	0.5	-19G	-19GN	-19GE	-19GEN	-19GH	-19GHN
	0.75	-19 ,	-19 ,N	-19 ,E	-19 ,EN	-19 ,H	-19 ,HN
	1	-19P	-19PN	-19PE	-19PEN	-19PH	-19PHN
	1.5	-19R	-19RN	-19RE	-19REN	-19RH	-19RHN
M20	0.5	-20G	-20GN	-20GE	-20GEN	-20GH	-20GHN
	0.75	-20 ,	-20 ,N	-20 ,E	-20 ,EN	-20 ,H	-20 ,HN
	1	-20P	-20PN	-20PE	-20PEN	-20PH	-20PHN
	1.25	-20Q	-20QN	-20QE	-20QEN	-20QH	-20QHN
	1.5	-20R	-20RN	-20RE	-20REN	-20RH	-20RHN
	2	-20T	-20TN	-20TE	-20TEN	-20TH	-20THN
M21	0.75	-21 ,	-21 ,N	-21 ,E	-21 ,EN	-21 ,H	-21 ,HN
	1	-21P	-21PN	-21PE	-21PEN	-21PH	-21PHN
	1.5	-21R	-21RN	-21RE	-21REN	-21RH	-21RHN
M22	0.75	-22 ,	-22 ,N	-22 ,E	-22 ,EN	-22 ,H	-22 ,HN
	1	-22P	-22PN	-22PE	-22PEN	-22PH	-22PHN
	1.25	-22Q	-22QN	-22QE	-22QEN	-22QH	-22QHN
	1.5	-22R	-22RN	-22RE	-22REN	-22RH	-22RHN
	2	-22T	-22TN	-22TE	-22TEN	-22TH	-22THN
M23	0.75	-23 ,	-23 ,N	-23 ,E	-23 ,EN	-23 ,H	-23 ,HN
	1	-23P	-23PN	-23PE	-23PEN	-23PH	-23PHN
M24	0.75	-24 ,	-24 ,N	-24 ,E	-24 ,EN	-24 ,H	-24 ,HN
	1	-24P	-24PN	-24PE	-24PEN	-24PH	-24PHN
	1.25	-24Q	-24QN	-24QE	-24QEN	-24QH	-24QHN
	1.5	-24R	-24RN	-24RE	-24REN	-24RH	-24RHN
	2	-24T	-24TN	-24TE	-24TEN	-24TH	-24THN
M25	0.75	-25 ,	-25 ,N	-25 ,E	-25 ,EN	-25 ,H	-25 ,HN
	1	-25P	-25PN	-25PE	-25PEN	-25PH	-25PHN
	1.5	-25R	-25RN	-25RE	-25REN	-25RH	-25RHN
	2	-25T	-25TN	-25TE	-25TEN	-25TH	-25THN
M26	0.75	-26 ,	-26 ,N	-26 ,E	-26 ,EN	-26 ,H	-26 ,HN
	1	-26P	-26PN	-26PE	-26PEN	-26PH	-26PHN
	1.5	-26R	-26RN	-26RE	-26REN	-26RH	-26RHN
	2	-26T	-26TN	-26TE	-26TEN	-26TH	-26THN

To be continued

https://precishop.hu

Continued f om p evious page

Size (mm)		Code (4677)					
		Class 6g		Class 6e		Class 6h	
Nominal diameter	Pitch	GO	NOGO	GO	NOGO	GO	NOGO
M27	0.75	-27 ,	-27 ,N	-27 ,E	-27 ,EN	-27 ,H	-27 ,HN
	1	-27P	-27PN	-27PE	-27PEN	-27PH	-27PHN
	1.5	-27R	-27RN	-27RE	-27REN	-27RH	-27RHN
	2	-27T	-27TN	-27TE	-27TEN	-27TH	-27THN
M28	0.75	-28 ,	-28 ,N	-28 ,E	-28 ,EN	-28 ,H	-28 ,HN
	1	-28P	-28PN	-28PE	-28PEN	-28PH	-28PHN
	1.5	-28R	-28RN	-28RE	-28REN	-28RH	-28RHN
	2	-28T	-28TN	-28TE	-28TEN	-28TH	-28THN
M29	0.75	-29 ,	-29 ,N	-29 ,E	-29 ,EN	-29 ,H	-29 ,HN
	1	-29P	-29PN	-29PE	-29PEN	-29PH	-29PHN
M30	0.75	-30 ,	-30 ,N	-30 ,E	-30 ,EN	-30 ,H	-30 ,HN
	1	-30P	-30PN	-30PE	-30PEN	-30PH	-30PHN
	1.5	-30R	-30RN	-30RE	-30REN	-30RH	-30RHN
	2	-30T	-30TN	-30TE	-30TEN	-30TH	-30THN
	3	-30V	-30VN	-30VE	-30VEN	-30VH	-30VHN
M31	0.75	-31 ,	-31 ,N	-31 ,E	-31 ,EN	-31 ,H	-31 ,HN
M32	0.75	-32 ,	-32 ,N	-32 ,E	-32 ,EN	-32 ,H	-32 ,HN
	1	-32P	-32PN	-32PE	-32PEN	-32PH	-32PHN
	1.5	-32R	-32RN	-32RE	-32REN	-32RH	-32RHN
	2	-32T	-32TN	-32TE	-32TEN	-32TH	-32THN
M33	0.75	-33 ,	-33 ,N	-33 ,E	-33 ,EN	-33 ,H	-33 ,HN
	1	-33P	-33PN	-33PE	-33PEN	-33PH	-33PHN
	1.5	-33R	-33RN	-33RE	-33REN	-33RH	-33RHN
	2	-33T	-33TN	-33TE	-33TEN	-33TH	-33THN
	3	-33V	-33VN	-33VE	-33VEN	-33VH	-33VHN
M34	1	-34P	-34PN	-34PE	-34PEN	-34PH	-34PHN
	1.5	-34R	-34RN	-34RE	-34REN	-34RH	-34RHN
	2	-34T	-34TN	-34TE	-34TEN	-34TH	-34THN
M35	1	-35P	-35PN	-35PE	-35PEN	-35PH	-35PHN
	1.5	-35R	-35RN	-35RE	-35REN	-35RH	-35RHN
	2	-35T	-35TN	-35TE	-35TEN	-35TH	-35THN
M36	1	-36P	-36PN	-36PE	-36PEN	-36PH	-36PHN
	1.5	-36R	-36RN	-36RE	-36REN	-36RH	-36RHN
	2	-36T	-36TN	-36TE	-36TEN	-36TH	-36THN
	3	-36V	-36VN	-36VE	-36VEN	-36VH	-36VHN
M38	1	-38P	-38PN	-38PE	-38PEN	-38PH	-38PHN
	1.5	-38R	-38RN	-38RE	-38REN	-38RH	-38RHN
	2	-38T	-38TN	-38TE	-38TEN	-38TH	-38THN
M39	1	-39P	-39PN	-39PE	-39PEN	-39PH	-39PHN
	1.5	-39R	-39RN	-39RE	-39REN	-39RH	-39RHN
	2	-39T	-39TN	-39TE	-39TEN	-39TH	-39THN
	3	-39V	-39VN	-39VE	-39VEN	-39VH	-39VHN
M40	1.5	-40R	-40RN	-40RE	-40REN	-40RH	-40RHN
	2	-40T	-40TN	-40TE	-40TEN	-40TH	-40THN
	3	-40V	-40VN	-40VE	-40VEN	-40VH	-40VHN
M42	1.5	-42R	-42RN	-42RE	-42REN	-42RH	-42RHN
	2	-42T	-42TN	-42TE	-42TEN	-42TH	-42THN
	3	-42V	-42VN	-42VE	-42VEN	-42VH	-42VHN
M45	1.5	-45R	-45RN	-45RE	-45REN	-45RH	-45RHN
	2	-45T	-45TN	-45TE	-45TEN	-45TH	-45THN
	3	-45V	-45VN	-45VE	-45VEN	-45VH	-45VHN

To be continued

https://precishop.hu

Continued f om p evious page

Size (mm)		Code (4677)					
		Class 6g		Class 6e		Class 6h	
Nominal diameter	Pitch	GO	NOGO	GO	NOGO	GO	NOGO
M48	1.5	-48R	-48RN	-48RE	-48REN	-48RH	-48RHN
	2	-48T	-48TN	-48TE	-48TEN	-48TH	-48THN
	3	-48V	-48VN	-48VE	-48VEN	-48VH	-48VHN
M50	1.5	-50R	-50RN	-50RE	-50REN	-50RH	-50RHN
	2	-50T	-50TN	-50TE	-50TEN	-50TH	-50THN
	3	-50V	-50VN	-50VE	-50VEN	-50VH	-50VHN
M52	1.5	-52R	-52RN	-52RE	-52REN	-52RH	-52RHN
	2	-52T	-52TN	-52TE	-52TEN	-52TH	-52THN
	3	-52V	-52VN	-52VE	-52VEN	-52VH	-52VHN
	4	-52X	-52XN	-52XE	-52XEN	-52XH	-52XHN
M55	1.5	-55R	-55RN	-55RE	-55REN	-55RH	-55RHN
	2	-55T	-55TN	-55TE	-55TEN	-55TH	-55THN
	3	-55V	-55VN	-55VE	-55VEN	-55VH	-55VHN
	4	-55X	-55XN	-55XE	-55XEN	-55XH	-55XHN
M56	1.5	-56R	-56RN	-56RE	-56REN	-56RH	-56RHN
	2	-56T	-56TN	-56TE	-56TEN	-56TH	-56THN
	3	-56V	-56VN	-56VE	-56VEN	-56VH	-56VHN
	4	-56X	-56XN	-56XE	-56XEN	-56XH	-56XHN
M58	1.5	-58R	-58RN	-58RE	-58REN	-58RH	-58RHN
	2	-58T	-58TN	-58TE	-58TEN	-58TH	-58THN
	3	-58V	-58VN	-58VE	-58VEN	-58VH	-58VHN
	4	-58X	-58XN	-58XE	-58XEN	-58XH	-58XHN
M60	1.5	-60R	-60RN	-60RE	-60REN	-60RH	-60RHN
	2	-60T	-60TN	-60TE	-60TEN	-60TH	-60THN
	3	-60V	-60VN	-60VE	-60VEN	-60VH	-60VHN
	4	-60X	-60XN	-60XE	-60XEN	-60XH	-60XHN
M62	1.5	-62R	-62RN	-62RE	-62REN	-62RH	-62RHN
	2	-62T	-62TN	-62TE	-62TEN	-62TH	-62THN
	3	-62V	-62VN	-62VE	-62VEN	-62VH	-62VHN
	4	-62X	-62XN	-62XE	-62XEN	-62XH	-62XHN
M64	1.5	-64R	-64RN	-64RE	-64REN	-64RH	-64RHN
	2	-64T	-64TN	-64TE	-64TEN	-64TH	-64THN
	3	-64V	-64VN	-64VE	-64VEN	-64VH	-64VHN
	4	-64X	-64XN	-64XE	-64XEN	-64XH	-64XHN
M65	1.5	-65R	-65RN	-65RE	-65REN	-65RH	-65RHN
	2	-65T	-65TN	-65TE	-65TEN	-65TH	-65THN
	3	-65V	-65VN	-65VE	-65VEN	-65VH	-65VHN
	4	-65X	-65XN	-65XE	-65XEN	-65XH	-65XHN
M68	1.5	-68R	-68RN	-68RE	-68REN	-68RH	-68RHN
	2	-68T	-68TN	-68TE	-68TEN	-68TH	-68THN
	3	-68V	-68VN	-68VE	-68VEN	-68VH	-68VHN
	4	-68X	-68XN	-68XE	-68XEN	-68XH	-68XHN
M70	1.5	-70R	-70RN	-70RE	-70REN	-70RH	-70RHN
	2	-70T	-70TN	-70TE	-70TEN	-70TH	-70THN
	3	-70V	-70VN	-70VE	-70VEN	-70VH	-70VHN
	4	-70X	-70XN	-70XE	-70XEN	-70XH	-70XHN
	6	-70O	-70ON	-70OE	-70OEN	-70OH	-70OHN
M72	1.5	-72R	-72RN	-72RE	-72REN	-72RH	-72RHN
	2	-72T	-72TN	-72TE	-72TEN	-72TH	-72THN
	3	-72V	-72VN	-72VE	-72VEN	-72VH	-72VHN

To be continued

https://precishop.hu

Continued f om p evious page

Size (mm)		Code (4677)					
		Class 6g		Class 6e		Class 6h	
Nominal diameter	Pitch	GO	NOGO	GO	NOGO	GO	NOGO
M72	4	-72X	-72XN	-72XE	-72XEN	-72XH	-72XHN
	6	-72O	-72ON	-72OE	-72OEN	-72OH	-72OHN
M75	1.5	-75R	-75RN	-75RE	-75REN	-75RH	-75RHN
	2	-75T	-75TN	-75TE	-75TEN	-75TH	-75THN
	3	-75V	-75VN	-75VE	-75VEN	-75VH	-75VHN
	4	-75X	-75XN	-75XE	-75XEN	-75XH	-75XHN
M76	1.5	-76R	-76RN	-76RE	-76REN	-76RH	-76RHN
	2	-76T	-76TN	-76TE	-76TEN	-76TH	-76THN
	3	-76V	-76VN	-76VE	-76VEN	-76VH	-76VHN
	4	-76X	-76XN	-76XE	-76XEN	-76XH	-76XHN
	6	-76O	-76ON	-76OE	-76OEN	-76OH	-76OHN
M78	2	-78T	-78TN	-78TE	-78TEN	-78TH	-78THN
M80	1.5	-80R	-80RN	-80RE	-80REN	-80RH	-80RHN
	2	-80T	-80TN	-80TE	-80TEN	-80TH	-80THN
	3	-80V	-80VN	-80VE	-80VEN	-80VH	-80VHN
	4	-80X	-80XN	-80XE	-80XEN	-80XH	-80XHN
	6	-80O	-80ON	-80OE	-80OEN	-80OH	-80OHN
M82	2	-82T	-82TN	-82TE	-82TEN	-82TH	-82THN
M85	2	-85T	-85TN	-85TE	-85TEN	-85TH	-85THN
	3	-85V	-85VN	-85VE	-85VEN	-85VH	-85VHN
	4	-85X	-85XN	-85XE	-85XEN	-85XH	-85XHN
	6	-85O	-85ON	-85OE	-85OEN	-85OH	-85OHN
M90	2	-90T	-90TN	-90TE	-90TEN	-90TH	-90THN
	3	-90V	-90VN	-90VE	-90VEN	-90VH	-90VHN
	4	-90X	-90XN	-90XE	-90XEN	-90XH	-90XHN
	6	-90O	-90ON	-90OE	-90OEN	-90OH	-90OHN
M95	2	-95T	-95TN	-95TE	-95TEN	-95TH	-95THN
	3	-95V	-95VN	-95VE	-95VEN	-95VH	-95VHN
	4	-95X	-95XN	-95XE	-95XEN	-95XH	-95XHN
	6	-95O	-95ON	-95OE	-95OEN	-95OH	-95OHN
M100	2	-100T	-100TN	-100TE	-100TEN	-100TH	-100THN
	3	-100V	-100VN	-100VE	-100VEN	-100VH	-100VHN
	4	-100X	-100XN	-100XE	-100XEN	-100XH	-100XHN
	6	-100O	-100ON	-100OE	-100OEN	-100OH	-100OHN
M105	2	-105T	-105TN	-105TE	-105TEN	-105TH	-105THN
	3	-105V	-105VN	-105VE	-105VEN	-105VH	-105VHN
	4	-105X	-105XN	-105XE	-105XEN	-105XH	-105XHN
	6	-105O	-105ON	-105OE	-105OEN	-105OH	-105OHN
M110	2	-110T	-110TN	-110TE	-110TEN	-110TH	-110THN
	3	-110V	-110VN	-110VE	-110VEN	-110VH	-110VHN
	4	-110X	-110XN	-110XE	-110XEN	-110XH	-110XHN
	6	-110O	-110ON	-110OE	-110OEN	-110OH	-110OHN
M115	2	-115T	-115TN	-115TE	-115TEN	-115TH	-115THN
	3	-115V	-115VN	-115VE	-115VEN	-115VH	-115VHN
	4	-115X	-115XN	-115XE	-115XEN	-115XH	-115XHN
	6	-115O	-115ON	-115OE	-115OEN	-115OH	-115OHN
M120	2	-120T	-120TN	-120TE	-120TEN	-120TH	-120THN
	3	-120V	-120VN	-120VE	-120VEN	-120VH	-120VHN
	4	-120X	-120XN	-120XE	-120XEN	-120XH	-120XHN
	6	-120O	-120ON	-120OE	-120OEN	-120OH	-120OHN

https://precishop.hu

THREAD GAGES OR ROTARY SHOU ,DERED CONNECTIONS O PETRO ,EUM EQUIPMENT

API PRODUCTION LICENSE

- Measu e the th ead of ota y shoulde ed connections

4177-23

Number style gages

Code	Gage code	orm of thread to be inspected	Number of thread per inch	Taper	Angle of thread	Basic pitch dia
4177-10	NC10	V-0.055	6	1:8	60°	27.000mm
4177-12	NC12	V-0.055	6	1:8	60°	32.121mm
4177-13	NC13	V-0.055	6	1:8	60°	35.331mm
4177-16	NC16	V-0.055	6	1:8	60°	40.869mm
4177-23	NC23	V-0.038R	4	1:6	60°	59.817mm
4177-26	NC26	V-0.038R	4	1:6	60°	67.767mm
4177-31	NC31	V-0.038R	4	1:6	60°	80.848mm
4177-35	NC35	V-0.038R	4	1:6	60°	89.687mm
4177-38	NC38	V-0.038R	4	1:6	60°	96.723mm
4177-40	NC40	V-0.038R	4	1:6	60°	103.429mm
4177-44	NC44	V-0.038R	4	1:6	60°	112.192mm
4177-46	NC46	V-0.038R	4	1:6	60°	117.500mm
4177-50	NC50	V-0.038R	4	1:6	60°	128.059mm
4177-56	NC56	V-0.038R	4	1:4	60°	142.646mm
4177-61	NC61	V-0.038R	4	1:4	60°	156.921mm
4177-70	NC70	V-0.038R	4	1:4	60°	179.146mm
4177-77	NC77	V-0.038R	4	1:4	60°	196.621mm

Regular style gages

Code	Gage code	orm of thread to be inspected	Number of thread per inch	Taper	Angle of thread	Basic pitch dia
4177-2R	2 3/8 REG	V-0.040	5	1:4	60°	60.080mm
4177-21R	2 7/8 REG	V-0.040	5	1:4	60°	69.605mm
4177-3R	3 1/2 REG	V-0.040	5	1:4	60°	82.293mm
4177-4R	4 1/2 REG	V-0.040	5	1:4	60°	110.868mm
4177-5R	5 1/2 REG	V-0.050	4	1:4	60°	132.944mm
4177-6R	6 5/8 REG	V-0.050	4	1:6	60°	146.248mm
4177-7R	7 5/8 REG	V-0.050	4	1:4	60°	170.549mm
4177-8R	8 5/8 REG	V-0.050	4	1:4	60°	194.731mm

ull-hole style gages

Code	Gage code	orm of thread to be inspected	Number of thread per inch	Taper	Angle of thread	Basic pitch dia
4177-3H	3 1/2 FH	V-0.040	5	1:4	60°	94.844mm
4177-4H	4 1/2 FH	V-0.040	5	1:4	60°	115.113mm
4177-5H	5 1/2 FH	V-0.050	4	1:6	60°	142.011mm
4177-6H	6 5/8 FH	V-0.050	4	1:6	60°	165.598mm

Internal-flush style gage

Code	Gage code	orm of thread to be inspected	Number of thread per inch	Taper	Angle of thread	Basic pitch dia
4177-5	5 1/2 IF	V-0.065	4	1:6	60°	157.201mm

https://precishop.hu

API PRODUCTION LICENSE

CASING, TUBING AND ,INE PIPE THREAD GAGES O PETRO ,EUM AND GAS EQUIPMENT

Casing round thread gages

Code	Gage code	Outer dia	Number of thread per inch	Taper	Angle of thread
4178-4	4 1/2 CSG	114.30mm	8	1:16	60°
4178-4 ,	4 1/2 LCSG				
4178-5	5 CSG	127.00mm	8	1:16	60°
4178-5 ,	5 LCSG				
4178-51	5 1/2 CSG	139.70mm	8	1:16	60°
4178-51 ,	5 1/2 LCSG				
4178-6	6 5/8 CSG	168.28mm	8	1:16	60°
4178-6 ,	6 5/8 LCSG				
4178-7	7 CSG	177.80mm	8	1:16	60°
4178-7 ,	7 LCSG				
4178-71	7 5/8 CSG	193.68mm	8	1:16	60°
4178-71 ,	7 5/8 LCSG				
4178-8	8 5/8 CSG	219.08mm	8	1:16	60°
4178-8 ,	8 5/8 LCSG				
4178-9	9 5/8 CSG	244.48mm	8	1:16	60°
4178-9 ,	9 5/8 LCSG				
4178-10	10 3/4 CSG	273.05mm	8	1:16	60°
4178-10 ,	10 3/4 LCSG				
4178-11	11 3/4 CSG	298.45mm	8	1:16	60°
4178-11 ,	11 3/4 LCSG				
4178-13	13 3/8 CSG	339.73mm	8	1:16	60°
4178-13 ,	13 3/8 LCSG				
4178-16	16 CSG	406.40mm	8	1:16	60°
4178-16 ,	16 LCSG				

4178-21T

- Measu e the casing, tubing and line pipe th eads

Non-upset tubing thread gages

Code	Gage code	Outer dia	Number of thread per inch	Taper	Angle of thread
4178-11T	1.050 TBG	26.67mm	10	1:16	60°
4178-13T	1.315 TBG	33.40mm	10	1:16	60°
4178-16T	1.660 TBG	42.16mm	10	1:16	60°
4178-19T	1.900 TBG	48.26mm	10	1:16	60°
4178-2T	2 3/8 TBG	60.33mm	10	1:16	60°
4178-21T	2 7/8 TBG	73.03mm	10	1:16	60°
4178-3T	3 1/2 TBG	88.90mm	10	1:16	60°
4178-4T	4 TBG	101.60mm	8	1:16	60°
4178-41T	4 1/2 TBG	114.30mm	8	1:16	60°

External-upset tubing thread gages

Code	Gage code	Outer dia	Number of thread per inch	Taper	Angle of thread
4178-11U	1.050 UP TBG	26.67mm	10	1:16	60°
4178-13U	1.315 UP TBG	33.40mm	10	1:16	60°
4178-16U	1.660 UP TBG	42.16mm	10	1:16	60°
4178-19U	1.900 UP TBG	48.26mm	10	1:16	60°
4178-2U	2 3/8 UP TBG	60.33mm	8	1:16	60°
4178-21U	2 7/8 UP TBG	73.03mm	8	1:16	60°
4178-3U	3 1/2 UP TBG	88.90mm	8	1:16	60°
4178-4U	4 UP TBG	101.60mm	8	1:16	60°
4178-41U	4 1/2 UP TBG	114.30mm	8	1:16	60°

To be continued

https://precishop.hu

Continued f om p evious page

Buttress casing thread gages

Code	Gage code	Outer dia	Number of thread per inch	Taper	Angle of thread
4178-4B	4 1/2 BCSG	114.30mm	5	1:16	3°, 10°
4178-5B	5 BCSG	127.00mm	5	1:16	3°, 10°
4178-51B	5 1/2 BCSG	139.70mm	5	1:16	3°, 10°
4178-6B	6 5/8 BCSG	168.28mm	5	1:16	3°, 10°
4178-7B	7 BCSG	177.80mm	5	1:16	3°, 10°
4178-71B	7 5/8 BCSG	193.68mm	5	1:16	3°, 10°
4178-8B	8 5/8 BCSG	219.08mm	5	1:16	3°, 10°
4178-9B	9 5/8 BCSG	244.48mm	5	1:16	3°, 10°
4178-10B	10 3/4 BCSG	273.05mm	5	1:16	3°, 10°
4178-11B	11 3/4 BCSG	298.45mm	5	1:16	3°, 10°
4178-13B	13 3/8 BCSG	339.73mm	5	1:16	3°, 10°
4178-16B	16 BCSG	406.40mm	5	1:12	3°, 10°

,ine pipe thread gages

Code	Gage code	Outer dia	Number of thread per inch	Taper	Angle of thread
4178-01P	1/8 LP	3.18mm	27	1:16	60°
4178-02P	1/4 LP	6.35mm	18	1:16	60°
4178-03P	3/8 LP	9.53mm	18	1:16	60°
4178-05P	1/2 LP	12.70mm	14	1:16	60°
4178-07P	3/4 LP	19.05mm	14	1:16	60°
4178-10P	1 LP	25.40mm	11 1/2	1:16	60°
4178-12P	1 1/4 LP	31.75mm	11 1/2	1:16	60°
4178-15P	1 1/2 LP	38.10mm	11 1/2	1:16	60°
4178-20P	2 LP	50.80mm	11 1/2	1:16	60°
4178-25P	2 1/2 LP	63.50mm	8	1:16	60°
4178-30P	3 LP	76.20mm	8	1:16	60°
4178-35P	3 1/2 LP	88.90mm	8	1:16	60°
4178-40P	4 LP	101.60mm	8	1:16	60°
4178-50P	5 LP	127.00mm	8	1:16	60°
4178-60P	6 LP	152.40mm	8	1:16	60°
4178-80P	8 LP	203.20mm	8	1:16	60°
4178-100P	10 LP	254.00mm	8	1:16	60°

SEMI-AUTOMATIC THREAD INSPECTOR

CUSTOM-MADE

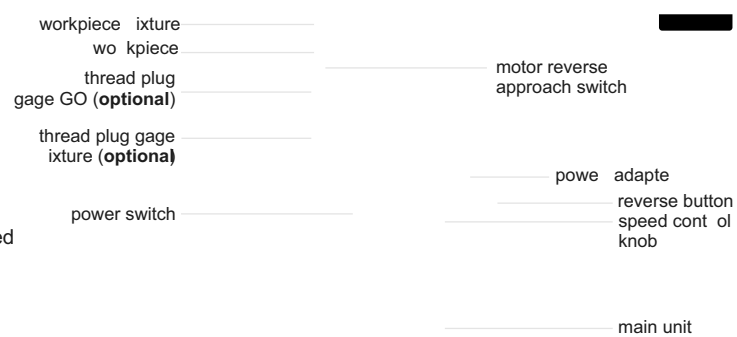

- Rapid inspection of th ead
- Speed and to que a e adjustable
- Reve se button: if abno mal th ead is detected, th ead gage will be stuck, p ess the eve se button to exit
- Diffe ent th ead gages and wo kpiece fixtu es can be eplaced
- Th ead gages with DLC coating, excellent wea esistance
- Fo dife ent lenght of th ead by adjusting the position of app oach switch

SPECI ICATION

Measuring range	exte nal th ead: M5~M20 (Go th ead ing gage)
	inte nal th ead: M3~M36 (Go th ead plug gage)
Tor =ue range	clea ance fit: 0.1~0.35Nm, inte fe ence fit: 0.4~1.4Nm
Speed range	100~2200 /min
Power supply	powe adapte
Rated power	24W
Weight	3kg
Dimension	160×190×250mm

Code No. example (thread gages are optional)
TGI-□□□ (□□□ is the code No. o Go thread gage)

TGI-4641-6T	thread inspector with M6-6H Go thread plug gage
TGI-4631-8	thread inspector with M8-6g Go thread ring gage

https://precishop.hu

ANGLE, STRAIGHTNESS, FLATNESS MEASUREMENT

15

Angle Meters
Page 376

Protractors
Page 376-381

Granite Squares
Page 381-382

Cylinder Squares
Page 382

Perpendicularity Testers
Page 383

Squares
Page 383-389

Straight Edges
Page 389

Straight Edges
Page 390-391

Optical Flats
Page 391

Flatness Measurement Stands
Page 392

https://precishop.hu

DIGITAL ANGLE METER
CODE 2177-121

INSPECTION CERTIFICATE

VIDEO

- Clockwise and counter-clockwise operation
- 9 target angle values can be set, with audible and visible alarm -
  – Green LED light on and buzzer sounds when angle value is 80%~99.5% of target angle
  – Both green and red LED light on and buzzer sounds when angle value is over 99.5% of target angle
- Memory of 250 results, can upload to the computer
- Back with magnet
- Power off in 2 minutes automatically

SPECIFICATION

Display range	0~999°
Setting range	1~360° (increment 1°)
Resolution	0.1°
Accuracy	±2° for 90° rotation @30°/sec
Power supply	2×1.5V AAA batteries
Dimension	58×58×41mm
Weight	70g



WATERPROOF DIGITAL PROTRACTOR (HEAVY DUTY)

AUTOMATIC BACKLIGHT | ABSOLUTE LEVEL | IP54 WATERPROOF

Unit - mm

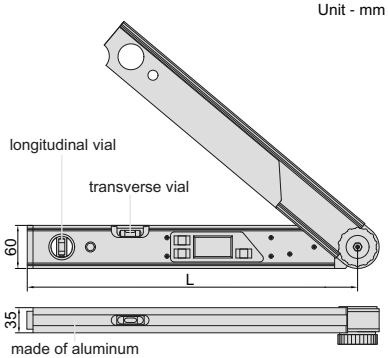

- %uitable for setting horizontal and vertical mitre angles of cutting machines
- Buttons - ON/OFF, HOLD/ %UP, %PR/CNR/MTR/BVL
- IP54 dust/waterproof
- With transverse and longitudinal vials
- 2xAAA batteries
- Absolute level, zero setting is not needed when batteries are replaced
- Backlight turns off in one minute after reading is stable, automatic power off in 5 minutes

2174-225

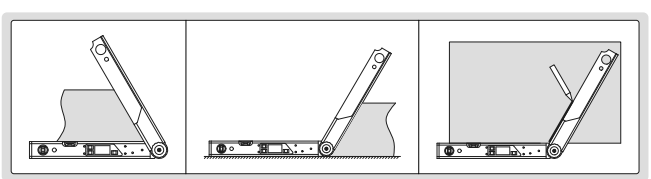

Code	Size (L)	Range	Resolution	Accuracy
2174-225	460mm	0-225°	0.05°	±0.10°

https://precishop.hu

DIGITAL PROTRACTOR

Unit - mm

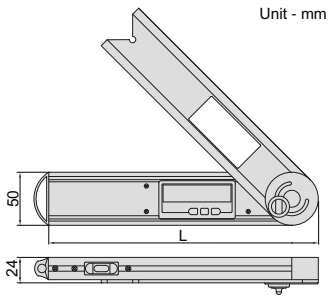

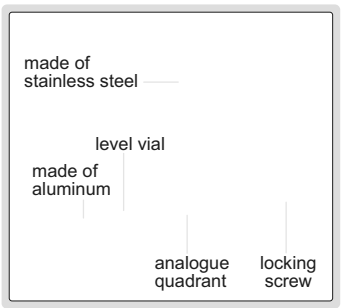

2171-250

- Buttons - on/off, hold (keep the reading), zero, AB % (absolute and incremental measurement)
- Fix the locking screw at 4 positions for different measuring ranges - 0°~225°, -225°~0°, -45°~180°, -180°~45°
- Remove the locking screw for 360° range
- With level vial
- Battery CR2032, automatic power off



Code	Size (L)	Range	Resolution	Accuracy
2171-250	250mm	0-360°	0.05°	±0.15°

DIGITAL PROTRACTORS

Unit - mm

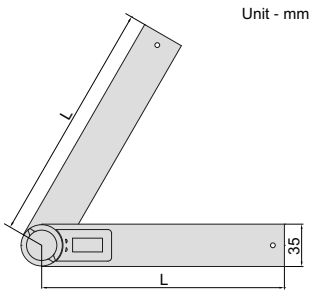

2176-200

- Buttons - on/off, zero
- With clamping screw to lock the blades
- Graduation of blade - 1mm and 1/32"
- Made of stainless steel
- CR2032 battery
- Automatic power off

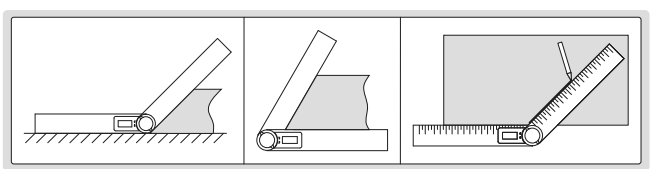

Code	Size (L)	Range	Resolution	Accuracy
2176-200	200mm	0-360°	0.1°	±0.3°
2176-300	300mm	0-360°	0.1°	±0.3°

REFER TO PAGE
498~500 FOR DETAILS

DIGITAL LEVELS AND SLOPE METERS

2179-360 **2175-360** **2199-1** **2170-1**

https://precishop.hu

PROTRACTOR (ECONOMIC TYPE)

- Graduation - 1°
- Made of stainless steel
- With clamping screw

4780-85A

Unit - mm

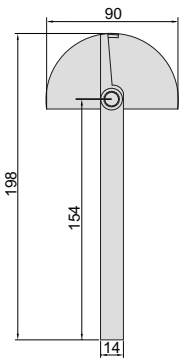

Code	Size	Range	Accuracy
4780-85A	90x154mm	0-180°	±0.5°

PROTRACTOR

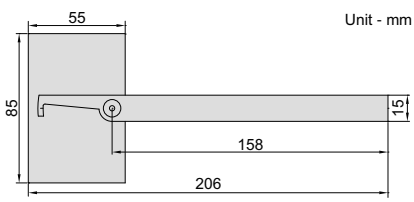

Unit - mm

4781-85A

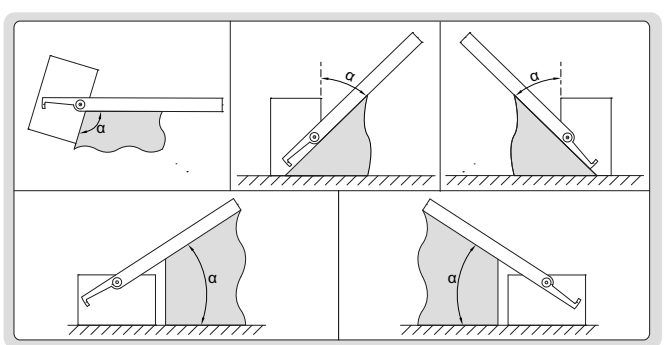

- Made of stainless steel
- %atin chrome plated scale
- With clamping screw

Code	Size	Range	Graduation	Accuracy
4781-85A	85x158mm	0-180°	1°	±0.3°

PROTRACTORS

- Graduation - 1°
- Made of stainless steel
  (**4799-1300** is made of carbon steel)
- %atin chrome plated scale
- With clamping screw

4799-180

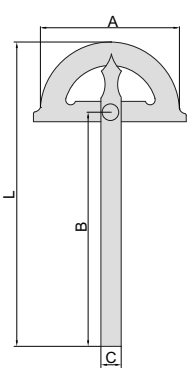

Code	Size (AxB)	Range	Accuracy	L	C
4799-180	80x120mm	0-180°	±0.3°	168mm	11mm
4799-1120	120x150mm	0-180°	±0.3°	220mm	14mm
4799-1150	150x200mm	0-180°	±0.3°	285mm	16mm
4799-1200	200x300mm	0-180°	±0.3°	413mm	20mm
4799-1300	300x500mm	0-180°	±0.3°	675mm	30mm

https://precishop.hu

PROTRACTORS

- Graduation - 1°
- Made of carbon steel
- %atin chrome plated
- With clamping screw
- The blade is moveable

4797-100

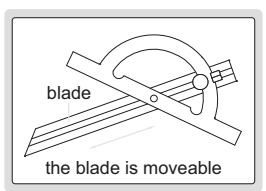

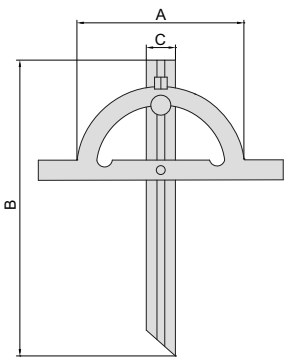

Code	Size (AxB)	Range	Accuracy	C
4797-100	100x150mm	10-170°	±0.3°	18mm
4797-150	150x300mm	10-170°	±0.3°	22mm
4797-200	200x400mm	10-170°	±0.3°	24mm
4797-250	250x500mm	10-170°	±0.3°	28mm
4797-300	300x600mm	10-170°	±0.3°	32mm

PROTRACTORS

Unit - mm

positioning block

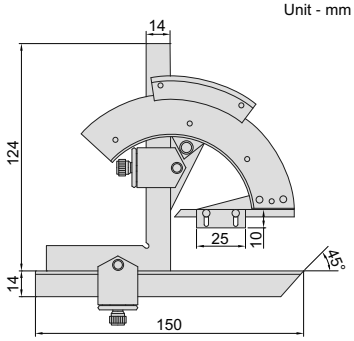

2374-320 **2374-320D**

- Made of stainless steel
- %atin chrome plated scale

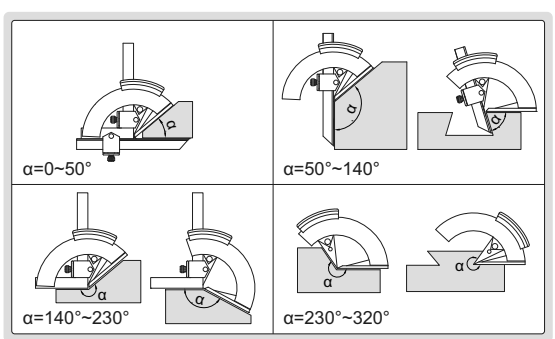

application of **2374-320D**



the positioning block can be moved down for positioning, and moved up when not in use

Code	Range	Graduation	Accuracy	Remark
2374-320	0-320°	2'	±2'	without positioning block
2374-320D	0-320°	2'	±2'	with positioning block

https://precishop.hu

UNIVERSAL PROTRACTOR

150mm blade (included)

300mm blade (included)

clamp for height gages (**optional**)

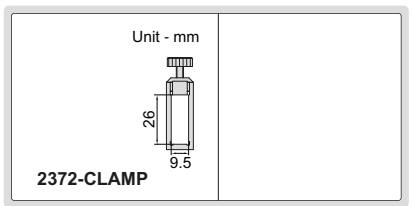

2372-360

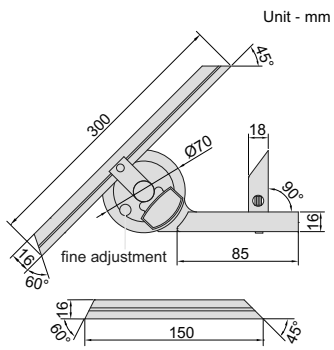

- Parallax-free reading
- Made of stainless steel
- Optional accessory - clamp (code**2372-CLAMP**), suitable for height gages **1156**, **1150-300**, **1351**, **1250** and **1151**

Code	Range	Graduation	Accuracy
2372-360	0-360°	5'	±5'

DIAL PROTRACTOR

150mm blade (included)

300mm blade (included)

clamp for height gages (**optional**)

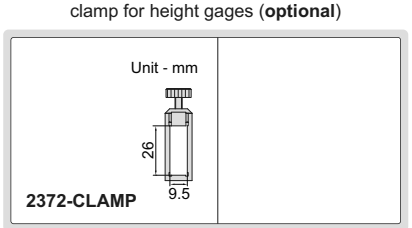

2373-360

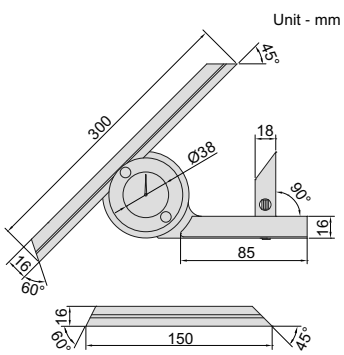

- Made of stainless steel
- Optional accessory - clamp (code**2372-CLAMP**), suitable for height gages **1156**, **1150-300**, **1351**, **1250** and **1151**

Code	Range	Graduation	Accuracy
2373-360	0-360°	5'	±5'

https://precishop.hu

DATA OUTPUT | ABSOLUTE ZERO | POPULAR MODEL

DIGITAL PROTRACTOR

150mm blade (included)

300mm blade (included)

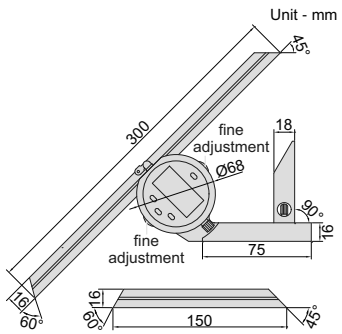

2771-360

- Absolute zero, zero setting is not needed when batteries are replaced
- Button function - choose 0-90°, 0-180° or 0-360° display, change resolution, display flips over, data hold, zero, on/off supplementary angle measurement
- Battery CR2032, automatic power off, data output
- Made of stainless steel
- Optional square for zero setting
- Optional accessory - clamp (code**2372-CLAMP**), suitable for height gages **1156**, **1150-300**, **1351**, **1250** and **1151**, data output cable (code **7315-2771 need receiver** page 6, **7302-50M** page 13)

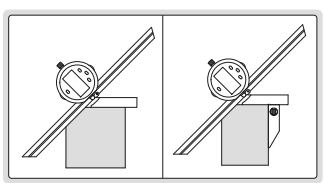

square (**optional**)



clamp for height gages (**optional**)

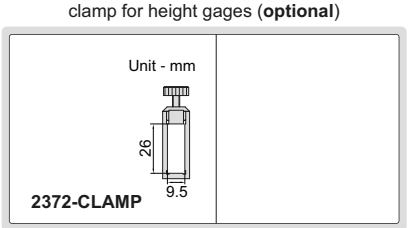

Code	Range	Resolution	Accuracy
2771-360	0-360°	1'/0.01°	±5'

Square (for zero setting, optional)

Code
2771-S90

GRANITE SQUARE

CUSTOM-MADE
SUPPLY SPECIAL SIZES ACCORDING TO CUSTOMER'S REQUEST

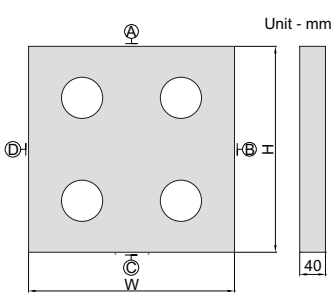

4144-315

Code	Size (HxW)	Flatness of A, B, C and D	Squareness and parallelism between A, B, C and D
4144-315	315x315mm	1.1μm	2.6μm

https://precishop.hu

GRANITE SQUARES

CUSTOM-MADE
SUPPLY SPECIAL SIZES ACCORDING TO CUSTOMER'S REQUEST

Unit - mm

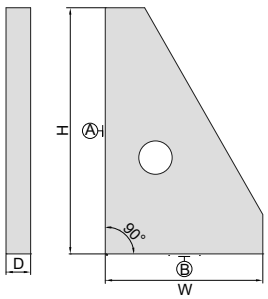

type A

4141-250

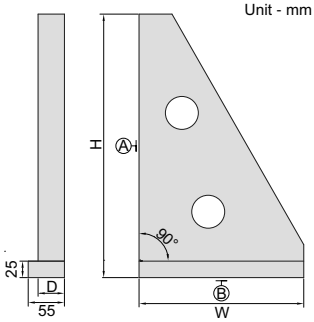

type B

4141-400B

Code	Size (HxW)	Type	Flatness of A	Flatness of B	Squareness of A to B	D
4141-250	250x160mm	A	1μm	1μm	2μm	25mm
4141-400	400x250mm	A	1.5μm	1μm	3μm	40mm
4141-630	630x400mm	A	2μm	1.5μm	4μm	63mm
4141-400B	400x250mm	B	1.5μm	1μm	3μm	40mm

CYLINDER SQUARES

INSPECTION CERTIFICATE

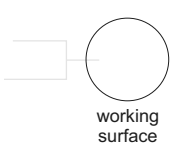

Unit - mm

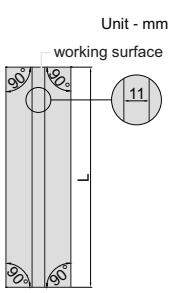

- Made of special alloy steel, hardness HRC58~60
- The handle can be removed

4710-200

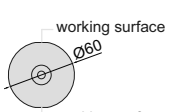

inspect 90° internal and external angles



Code	Length (L)	Squareness
4710-200	200mm	1μm
4710-300*	300mm	2μm

* %upplied with manufacturer inspection certificate

https://precishop.hu

PERPENDICULARITY TE TER

Unit: mm

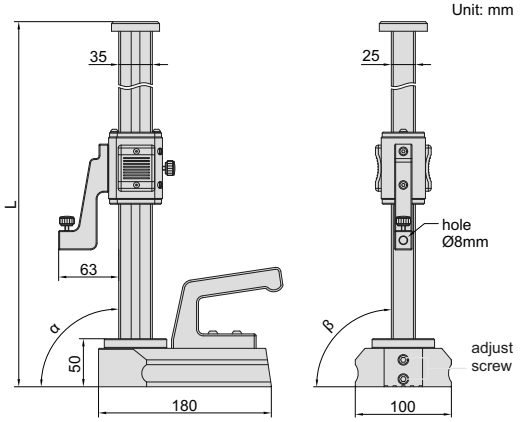

dial test indicator is optional

- Optional accessory: dial test indicators (graduation: 1μm or 2μm)

Code	Range (H)	Perpendicularity (α)	ide perpendicularity (β)	L
4770-300	0-300mm	3μm	10μm	460mm
4770-600	0-600mm	5μm	20μm	760mm

4770-300

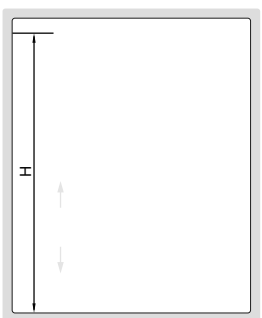

90° BEVELED EDGE QUARE

- Satin chrome plating
- Beveled edges for inside and outside measurements
- Made of hardened stainless steel

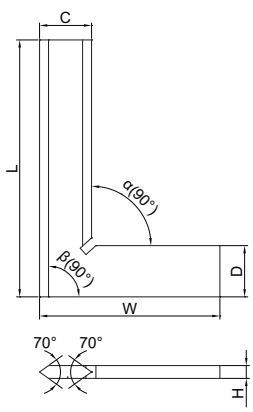

4790-0100

DIN875 grade 00 **(mm)**

Code	ize (LxW)	quareness		C	D	H
		Inside (α)	Outside β)			
4790-050	50x40mm	2.4μm	2.5μm	13	13	4
4790-075	75x50mm	2.6μm	2.8μm	15	15	4
4790-0100	100x70mm	2.8μm	3.0μm	20	20	5
4790-0150	150x100mm	3.2μm	3.5μm	30	30	6
4790-0200	200x130mm	3.7μm	4.0μm	34	34	7
4790-0250	250x165mm	4.2μm	4.5μm	35	35	7
4790-0300	300x200mm	4.6μm	5.0μm	40	40	8

DIN875 grade 0 **(mm)**

Code	ize (LxW)	quareness		C	D	H
		Inside (α)	Outside (β)			
4790-500	50x40mm	6μm	6μm	13	13	4
4790-750	75x50mm	6μm	7μm	15	15	4
4790-1000	100x70mm	7μm	7μm	20	20	5
4790-1500	150x100mm	7μm	8μm	30	30	6
4790-2000	200x130mm	8μm	9μm	34	34	7
4790-2500	250x165mm	9μm	10μm	35	35	7
4790-3000	300x200mm	10μm	11μm	40	40	8

https://precishop.hu

90° TOOL MAKER QUARE

- DIN875 grade 00
- Beveled edge for inside measurement
- Made of hardened stainless steel

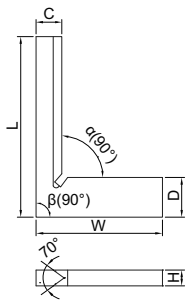

4794-040

(mm)

Code	ize (LxW)	quareness		C	D	H
		Inside (α)	Outside (β)			
4794-025	25x20mm	2.2μm	2.3μm	4	6.5	3.5
4794-040	40x28mm	2.3μm	2.4μm	5.5	8.5	3.5

90° FLAT EDGE QUARE

- Made of hardened stainless steel

DIN875 grade 0 (mm)

Code	ize (LxW)	quareness		C	D	H
		Inside (α)	Outside (β)			
4791-50	50x40mm	6μm	6μm	15	15	4
4791-75	75x50mm	6μm	7μm	15	15	4
4791-100	100x70mm	7μm	7μm	20	20	5
4791-150	150x100mm	7μm	8μm	30	30	6
4791-200	200x130mm	8μm	9μm	30	30	7
4791-250	250x165mm	9μm	10μm	35	35	7
4791-300	300x200mm	10μm	11μm	40	40	8

4791-100

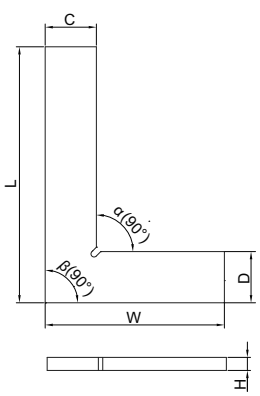

DIN875 grade 1 (mm)

Code	ize (LxW)	quareness		C	D	H
		Inside (α)	Outside (β)			
4791-501	50x40mm	12μm	13μm	15	15	4
4791-751	75x50mm	13μm	14μm	15	15	4
4791-1001	100x70mm	14μm	15μm	20	20	5
4791-1501	150x100mm	16μm	18μm	30	30	6
4791-2001	200x130mm	19μm	20μm	30	30	7
4791-2501	250x165mm	21μm	23μm	35	35	7
4791-3001	300x200mm	23μm	25μm	40	40	8

DIN875 grade 2 (mm)

Code	ize (LxW)	quareness		C	D	H
		Inside (α)	Outside (β)			
4791-502	50x40mm	24μm	25μm	15	15	4
4791-752	75x50mm	26μm	28μm	15	15	4
4791-1002	100x70mm	28μm	30μm	20	20	5
4791-1502	150x100mm	33μm	35μm	30	30	6
4791-2002	200x130mm	38μm	40μm	30	30	7
4791-2502	250x165mm	43μm	45μm	35	35	7
4791-3002	300x200mm	47μm	50μm	40	40	8

https://precishop.hu

MACHINI T QUARE (ECONOMIC TYPE)

ATTENTION: NO ANTI-RUST TREATMENT, NOT HARDEND

- DIN875 grade 2
- Made of carbon steel, no anti-rust treatment, not hardend

(mm)

Code	ize (LxW)	quareness		C	D	H
		Inside (α)	Outside (β)			
4796-50	50×30mm	24μm	25μm	12	12	3
4796-75	75×50mm	26μm	28μm	16	16	3
4796-100	100×70mm	28μm	30μm	19	19	5
4796-125	125×80mm	30μm	33μm	22	22	5
4796-150	150×100mm	33μm	35μm	25	25	6
4796-200	200×130mm	38μm	40μm	25	25	6
4796-250	250×165mm	43μm	45μm	25	25	6
4796-300	300×200mm	47μm	50μm	30	30	6
4796-350	350×200mm	51μm	55μm	38	38	6
4796-400	400×200mm	56μm	60μm	38	38	9
4796-450	450×250mm	58μm	65μm	38	38	9
4796-500	500×300mm	69μm	70μm	38	38	9

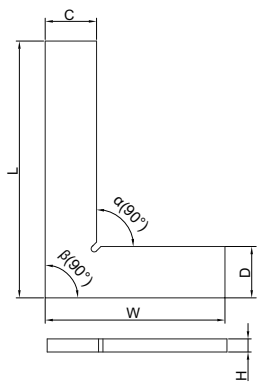

4796-150

90° FLAT EDGE QUARE WITH WIDE BA

- Made of hardened stainless steel

DIN875 grade 0

(mm)

Code	ize (LxW)	quareness		C	D	H	E
		Inside (α)	Outside (β)				
4793-50	50x40mm	6μm	6μm	15	15	4	13
4793-75	75x50mm	6μm	7μm	15	15	4	15
4793-100	100x70mm	7μm	7μm	20	20	5	20
4793-150	150x100mm	7μm	8μm	30	30	6	30
4793-200	200x130mm	8μm	9μm	30	30	7	30
4793-250	250x165mm	9μm	10μm	35	35	7	35
4793-300	300x200mm	10μm	11μm	40	40	8	40

DIN875 grade 1

(mm)

Code	ize (LxW)	quareness		C	D	H	E
		Inside (α)	Outside (β)				
4793-501	50x40mm	12μm	13μm	15	15	4	13
4793-751	75x50mm	13μm	14μm	15	15	4	15
4793-1001	100x70mm	14μm	15μm	20	20	5	20
4793-1501	150x100mm	16μm	18μm	30	30	6	30
4793-2001	200x130mm	19μm	20μm	30	30	7	30
4793-2501	250x165mm	21μm	23μm	35	35	7	35
4793-3001	300x200mm	23μm	25μm	40	40	8	40

DIN875 grade 2

(mm)

Code	ize (LxW)	quareness		C	D	H	E
		Inside (α)	Outside (β)				
4793-502	50x40mm	24μm	25μm	15	15	4	13
4793-752	75x50mm	26μm	28μm	15	15	4	15
4793-1002	100x70mm	28μm	30μm	20	20	5	20
4793-1502	150x100mm	33μm	35μm	30	30	6	30
4793-2002	200x130mm	38μm	40μm	30	30	7	30
4793-2502	250x165mm	43μm	45μm	35	35	7	35
4793-3002	300x200mm	47μm	50μm	40	40	8	40

4793-100

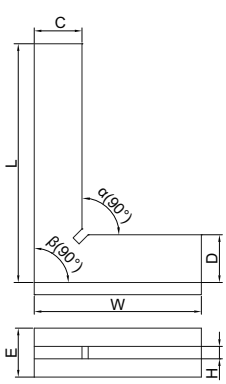

https://precishop.hu

90° FLAT EDGE QUARE WITH WIDE BA E

- DIN875 grade 0
- Made of hardened stainless steel

(mm)

Code	ize (LxW)	quareness		C	D	H	E
		Inside (α)	Outside (β)				
4792-50	50x40mm	6μm	6μm	12	12	3	10
4792-75	75x50mm	6μm	7μm	14	14	3	10
4792-100	100x70mm	7μm	7μm	18	18	3	10
4792-150	150x100mm	8μm	8μm	22	22	4	12
4792-200	200x130mm	9μm	9μm	25	25	4	12

4792-100

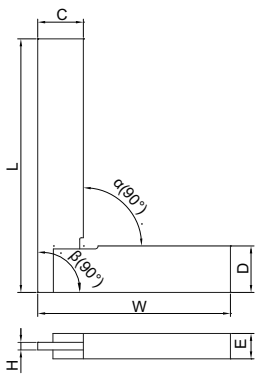

MACHINI T QUARE WITH WIDE BA E (ECONOMIC TYPE)

ATTENTION: NO ANTI-RUST TREATMENT, NOT HARDEND

- DIN875 grade 2
- Made of carbon steel, no anti-rust treatment, not hardend

(mm)

Code	ize (LxW)	quareness		C	D	H	E
		Inside (α)	Outside (β)				
4707-50	50x40mm	24μm	25μm	16	12	3	9
4707-75	75x50mm	26μm	28μm	16	16	3	9
4707-100	100x70mm	28μm	30μm	19	19	3	12
4707-150	150x100mm	33μm	35μm	25	25	3	16
4707-200	200x130mm	37μm	40μm	30	32	4	16
4707-250	250x165mm	42μm	45μm	30	32	4	19
4707-300	300x200mm	47μm	50μm	32	32	4	19
4707-400	400x250mm	56μm	60μm	38	38	5	22
4707-500	500x300mm	65μm	70μm	45	50	6	25
4707-600	600x350mm	75μm	80μm	50	50	6	30
4707-750	750x400mm	90μm	95μm	55	55	6	50
4707-900	900x500mm	103μm	110μm	65	75	9	50
4707-1000	1000x550mm	113μm	120μm	65	75	9	50

4707-100

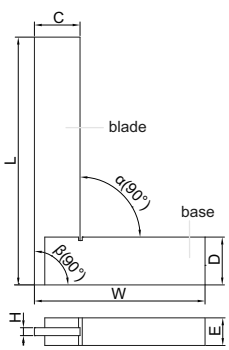

90° BEVELED EDGE QUARE WITH WIDE BA E

- DIN875 grade 0
- Beveled edges for inside and outside measurements
- Made of hardened stainless steel

(mm)

Code	ize (LxW)	quareness		C	D	H	E
		Inside (α)	Outside (β)				
4795-50	50x40mm	6μm	6μm	12	12	3	10
4795-75	75x50mm	6μm	7μm	14	14	3	10
4795-100	100x70mm	7μm	7μm	18	18	3	10
4795-150	150x100mm	8μm	8μm	22	22	4	12
4795-200	200x130mm	9μm	9μm	25	25	4	12

4795-100

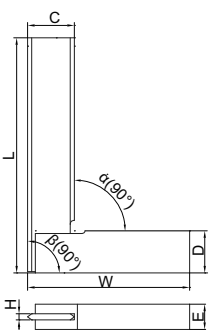

https://precishop.hu

TRY QUARE

- Graduation: 1mm
- Stainless steel blade, aluminum base

Code	ize (LxW)	quareness	
		Inside (α)	Outside β)
2275-300	300x170mm	0.5mm	0.5mm

2275-300

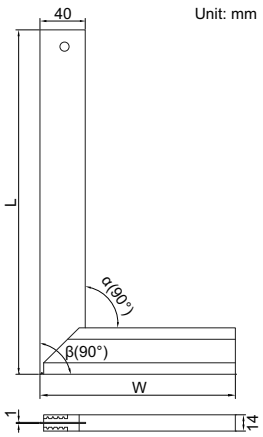

TRY QUARE

- Graduation: 1mm
- Aluminum blade and base
- 4 milled surfaces
- Retractable metal ledge support
- Etchings and holes for beveling and framing: 10°, 15°, 22.5°, 30°, 45°, 50° and 60°
- Etchings and holes every cm for fluid pencil marking

Code	ize (LxW)	quareness	
		Inside (α)	Outside β)
2280-300	300x150mm	0.5mm	0.5mm

2280-300

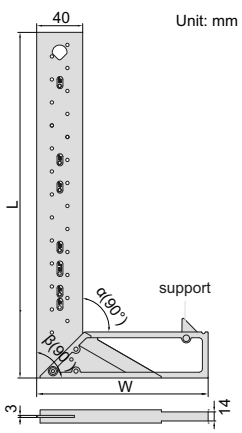

ADJU TABLE QUARE

- The straight edge can move and can be locked by the clamping screw
- Made of hardened stainless steel

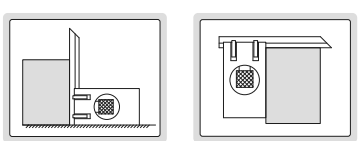

Code	quareness (a, b, c, d)
4701-1	7μm

4701-1

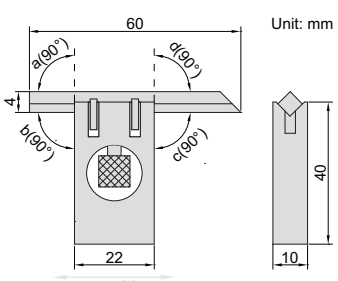

15

https://precishop.hu

45° QUARE

- Made of hardened stainless steel

(mm)

Code	ize (LxW)	Accuracy		C	D	H
		Inside (α)	Outside β)			
4745-1120	120x80mm	29μm	32μm	20	20	5
4745-1150	150x100mm	32μm	35μm	20	20	5
4745-1200	200x130mm	36μm	40μm	25	25	5

4745-1120

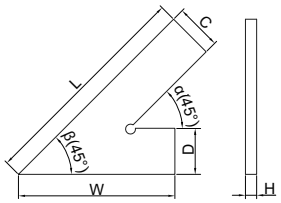

45° QUARE WITH WIDE BA E

- Made of hardened stainless steel

(mm)

Code	ize (LxW)	Accuracy		C	D	H	E
		Inside (α)	Outside β)				
4747-120	120x80mm	29μm	33μm	20	20	5	20
4747-150	150x100mm	32μm	36μm	20	20	5	20
4747-200	200x130mm	36μm	41μm	25	25	5	25

4747-120

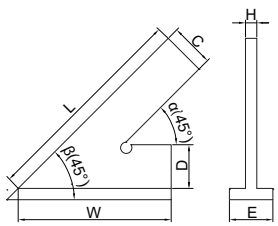

60° QUARE

- Made of hardened stainless steel

(mm)

Code	ize (LxW)	Accuracy		C	D	H
		Inside (α)	Outside (β)			
4760-1120	120x80mm	30μm	32μm	20	20	5
4760-1150	150x100mm	32μm	35μm	20	20	5
4760-1200	200x130mm	37μm	40μm	25	25	5

4760-1120

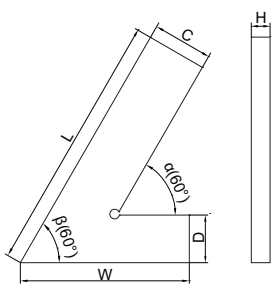

60° QUARE WITH WIDE BA E

- Made of hardened stainless steel

(mm)

Code	ize (LxW)	Accuracy		C	D	H	E
		Inside (α)	Outside β)				
4762-120	120x80mm	30μm	33μm	20	20	5	20
4762-150	150x100mm	33μm	36μm	20	20	5	20
4762-200	200x130mm	37μm	41μm	25	25	5	25

4762-120

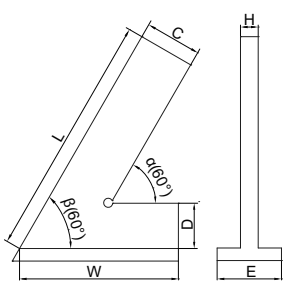

https://precishop.hu

120° QUARE

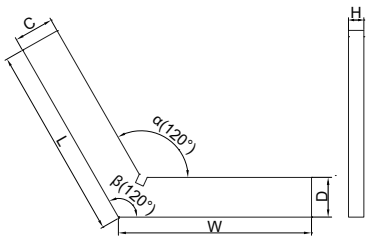

(mm)

Code	ize (LxW)	Accuracy		C	D	H
		Inside (α)	Outside (β)			
4706-150	50x50mm	24μm	25μm	15	15	5
4706-175	75x75mm	26μm	28μm	20	20	5
4706-1100	100x100mm	29μm	30μm	20	20	5
4706-1150	150x150mm	34μm	35μm	25	25	5
4706-1200	200x200mm	38μm	40μm	30	30	7

4706-1100

- Made of hardened stainless steel

135° QUARE WITH WIDE BA E

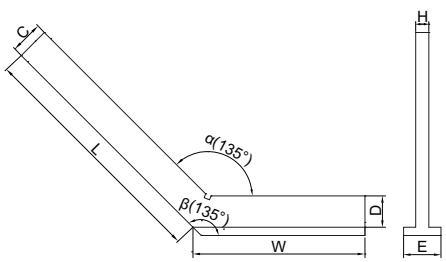

(mm)

Code	ize (LxW)	Accuracy		C	D	H	E
		Inside (α)	Outside (β)				
4754-3120	120x80mm	31μm	33μm	20	20	5	20
4754-3150	150x100mm	34μm	36μm	20	20	5	20
4754-3200	200x130mm	39μm	41μm	30	30	7	30

4754-3120

- Made of hardened stainless steel

TRAIGHT EDGE

Code	ize (L)	traightness	W	H
4700-50	50mm	2.2μm	5mm	20mm
4700-75	75mm	2.3μm	5mm	25mm
4700-100	100mm	2.4μm	5mm	25mm
4700-125	125mm	2.5μm	6mm	30mm
4700-150	150mm	2.6μm	6mm	30mm
4700-200	200mm	2.8μm	6mm	30mm
4700-250	250mm	3.0μm	8mm	40mm
4700-300	300mm	3.2μm	8mm	40mm
4700-400	400mm	3.6μm	10mm	50mm
4700-500	500mm	4.0μm	10mm	50mm

4700-100

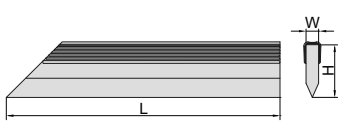

- DIN874
- Beveled edge
- Made of hardened stainless steel
- Satin chrome plating

QUARE ET

4702-1

Code
4702-1

Unit: mm

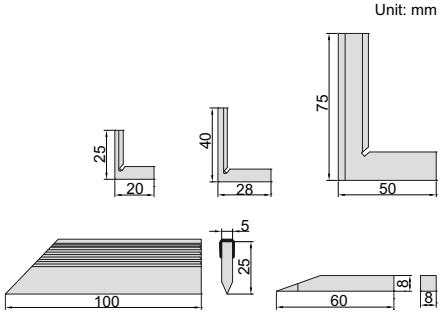

- Includes:
  - 90° tool maker square 25x20mm DIN875 grade 00 (code **4794-025**)
  - 90° tool maker square 40x28mm DIN875 grade 00 (code **4794-040**)
  - 90° beveled edge square 75x50mm DIN875 grade 00 (code **4790-075**)
  - straight edge 100mm DIN874 (code **4700-100**)
  - scriber
- Made of hardened stainless steel

https://precishop.hu

GRANITE TRAIGHT EDGE

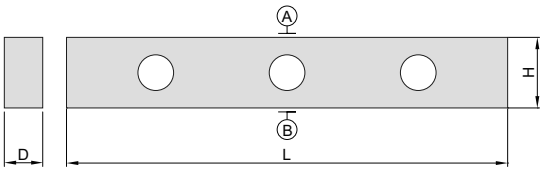

4147-500A

Code	Length (L)	Flatness ofA and B	Parallelism betweenA and B	D	H
4147-500A	500mm	2.1μm	3.2μm	50mm	80mm
4147-1000A	1000mm	3.0μm	4.5μm	60mm	120mm

MAGNALIUM TRAIGHT EDGE

LIGHT WEIGHT

- Made of magnalium, light weight, non-deform, no rusty

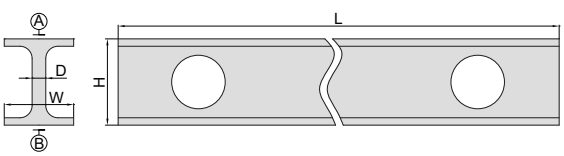

4180-1500

Code	Length (L)	Flatness ofA and B	Parallelism betweenA and B	H	W	D	Weight
4180-500	500mm	3μm	4μm	60mm	30mm	5mm	1kg
4180-1000	1000mm	5μm	8μm	60mm	30mm	5mm	1.5kg
4180-1500	1500mm	15μm	22μm	100mm	40mm	7mm	4.5kg
4180-2000	2000mm	18μm	27μm	100mm	40mm	7mm	6kg
4180-2500	2500mm	22μm	33μm	100mm	40mm	7mm	7.5kg
4180-3000	3000mm	48μm	72μm	150mm	80mm	8mm	21kg

PRECI ION TRAIGHT EDGE

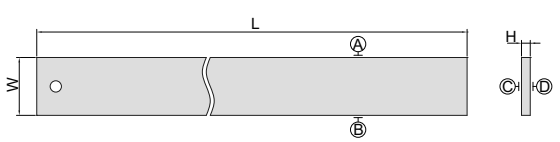

7117-300

- Check flatness and for marking
- Made of tool steel

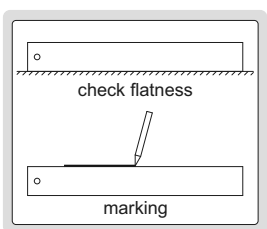

Code	Range (L)	Flatness ofA and B	Flatness of C and D	W	H
7117-300	305mm	0.005mm	0.05mm	41mm	6.3mm
7117-600	610mm	0.006mm	0.06mm	51mm	7.9mm
7117-900	914mm	0.007mm	0.06mm	64mm	9.5mm

https://precishop.hu

PRECI ION TRAIGHT EDGE WITH BEVELED EDGE

7118-300

- Check flatness and for marking
- Made of tool steel

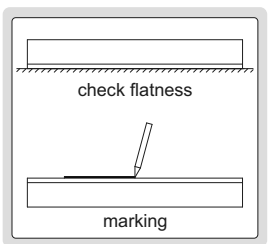

Code	Range (L)	Flatness ofA and B	Flatness of C and D	W	H
7118-300	305mm	0.005mm	0.05mm	41mm	6.3mm
7118-600	610mm	0.006mm	0.06mm	51mm	7.9mm
7118-900	914mm	0.007mm	0.06mm	64mm	9.5mm

TRAIGHT EDGE

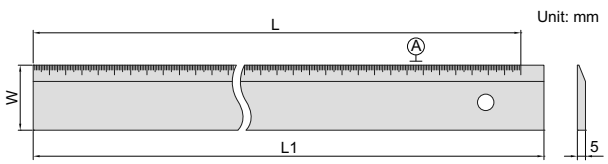

7111-300A

- Check flatness and straightness, as well as for marking
- Graduation on the beveled edge
- Made of hardened tool steel
- Chrome plated
- Graduation: 1mm

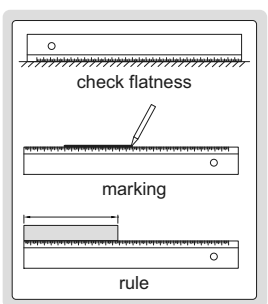

Code	Range (L)	traightness ofA	L1	W
7111-300A	300mm	0.02mm	310mm	40mm
7111-500A	500mm	0.03mm	510mm	40mm
7111-1000A	1000mm	0.04mm	1010mm	50mm

OPTICAL FLAT

- Check flatness
- Single working face, the arrow indicates the working face

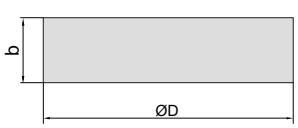

4191-45B

Code	b	ØD	Flatness
4191-45A	12mm	45mm	0.03μm
4191-60A	15mm	60mm	0.03μm

Code	b	ØD	Flatness
4191-45B	12mm	45mm	0.1μm
4191-60B	15mm	60mm	0.1μm

https://precishop.hu

TRAIGHTNE /FLA TNE GAGE

GRANITE HOLDER CAN BE CUSTOMIZED ACCORDING TO WORKPIECES

DATA OUTPUT

- Optional accessory: data output cable (code **7315-50M need receiver** page 5, **7302-40M** page 13)

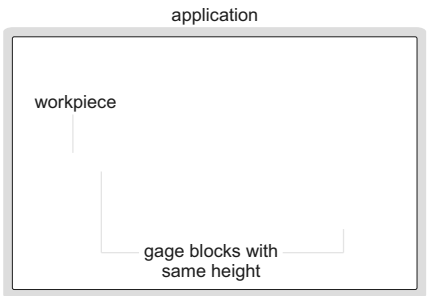

2144-200

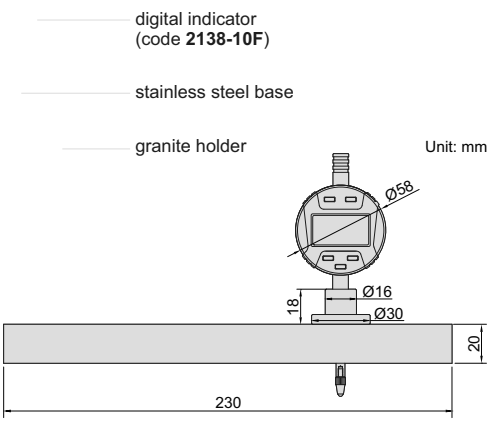

Code	Range	Digital indicator resolution	traightness measurement accuracy	Parallelism of top and bottor surfaces of granite holder	Flatness of top and bottor surfaces of granite holder
2144-200	200mm	0.001mm/0.00005"	3μm	2μm	1.5μm

FLATNE MEA UREMENT TAND

DATA OUTPUT

GRANITE PLATE CAN BE CUSTOMIZED ACCORDING TO WORKPIECES

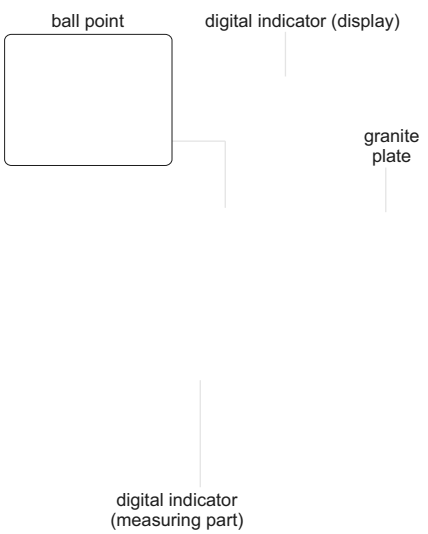

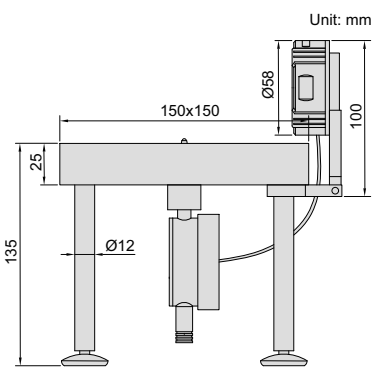

6852-150

- Optional accessory: data output cable (code **7315-50M need receiver** page 5, **7302-40M** page 13, **7305-40M** page 9)

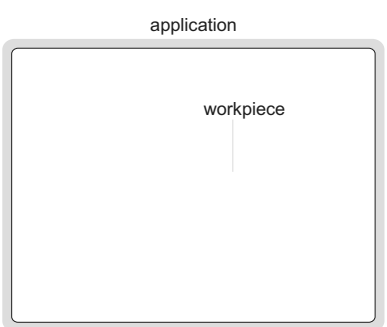

Code	Digital indicator resolution	Flatness measurement accuracy	Flatness of granite plate
6852-150	0.001mm/0.00005"	2μm	2μm

https://precishop.hu

Concentricity Gages
Page 394-398

Bench Centers
Page 398-404

Shank Runout Testers
Page 405

https://precishop.hu

CONCENTRICITY G GE WITH STR IGHTNESS ME SUREMENT

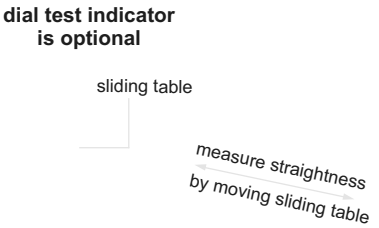

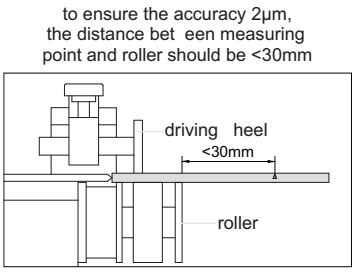

4731-25

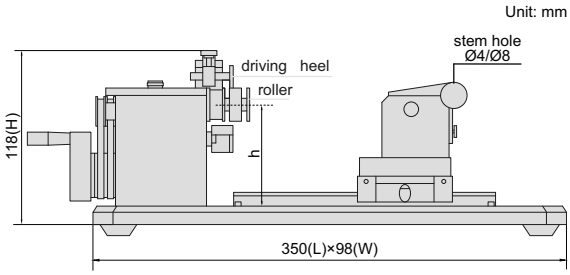

- Maximum moving range of sliding table: 120mm
- Optional accessory: dial test indicator

Code	Diameter range	Workpiece length	Roller concentricity accuracy	Straightness measurement accuracy	Center height (h)	L×W×H	Weight
4731-25	Ø1-25mm	15-80mm	2μm	0.01mm	70mm	350×98×118mm	5.3kg

CONCENTRICITY G GES

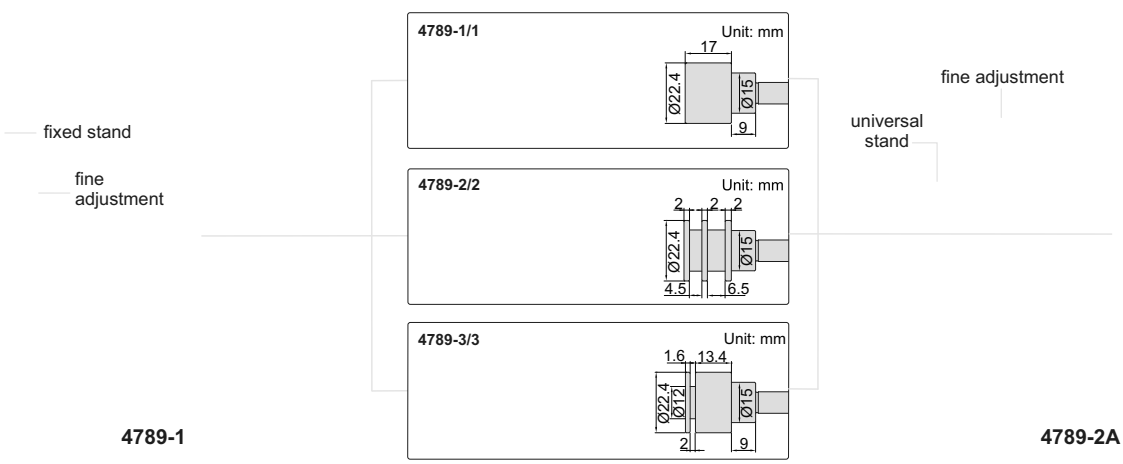

4789-1

4789-2A

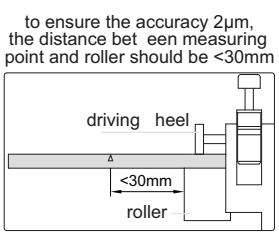

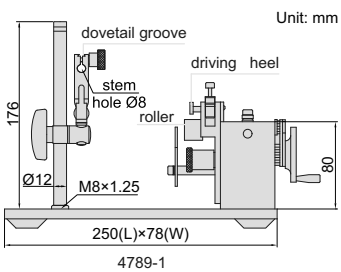

4789-1

- Accuracy 2μm
- Optional accessory: dial test indicator

Code	pplicable diameter	Remark
4789-1	Ø3.5mm-25mm	fixed stand, high accuracy, inconvenient operation
4789-2	Ø1mm-25mm	fixed stand, high accuracy, inconvenient operation
4789-3	Ø1mm-25mm	fixed stand, high accuracy, inconvenient operation
4789-1	Ø3.5mm-25mm	universal stand, lo accuracy, convenient operation
4789-2	Ø1mm-25mm	universal stand, lo accuracy, convenient operation
4789-3	Ø1mm-25mm	universal stand, lo accuracy, convenient operation

https://precishop.hu

HIGH STABILITY, LONG WORKING LIFE

CONCENTRICITY G GES

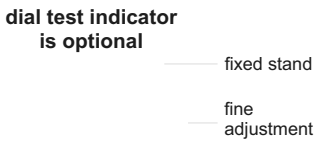

4725-45

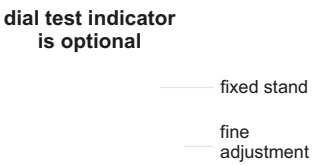

4725-60

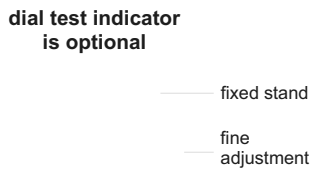

4725-80

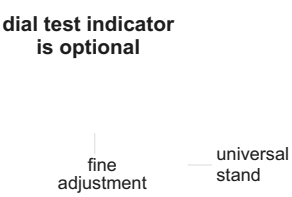

4725-451



4725-601



4725-801



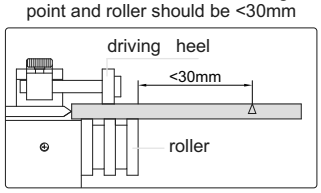

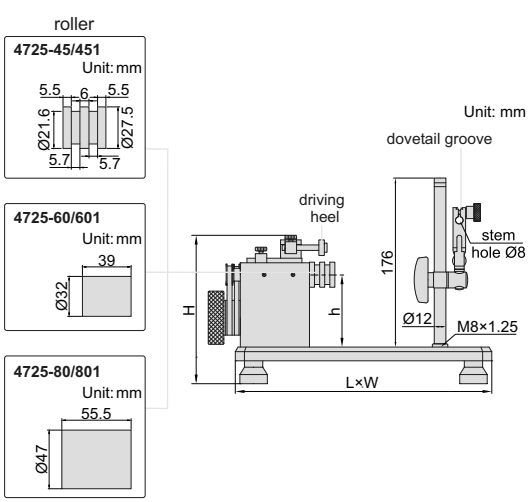

- With ball bearing, high stability, long orking life
- Accuracy: 2μm
- Optional accessory: dial test indicator

Code	Diameter range	Center height (h)	L×W×H	Weight	Remark
4725-45	Ø3-45mm	80mm	280×130×170mm	6kg	fixed stand, high accuracy, inconvenient operation
4725-60	Ø8-60mm	90mm	350×160×190mm	15.6kg	fixed stand, high accuracy, inconvenient operation
4725-80	Ø8-80mm	130mm	400×200×250mm	25kg	fixed stand, high accuracy, inconvenient operation
4725-451	Ø3-45mm	80mm	280×130×170mm	6kg	universal stand, low accuracy, convenient operation
4725-601	Ø8-60mm	90mm	350×160×190mm	15.6kg	universal stand, low accuracy, convenient operation
4725-801	Ø8-80mm	130mm	400×200×250mm	25kg	universal stand, low accuracy, convenient operation

https://precishop.hu

CONCENTRICITY G GES

QUICK-POSITIONING, SUITABLE FOR MASS MEASUREMENT

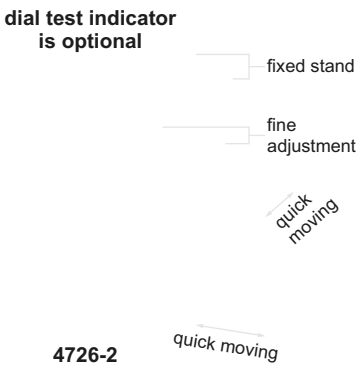

4726-2

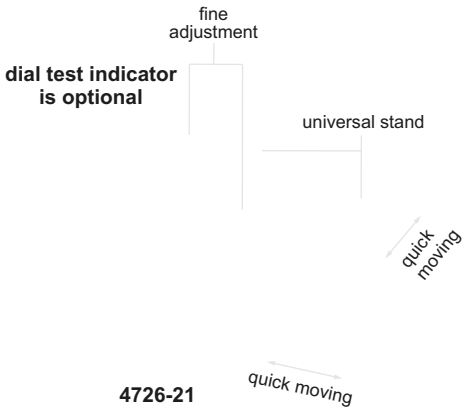

4726-21

- With ball bearing, high stability, long orking life
- Accuracy: 2μm
- Optional accessory: dial test indicator

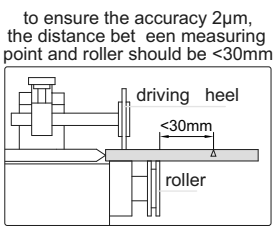

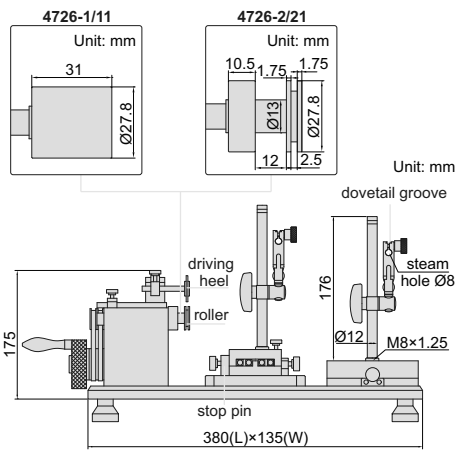

Code	pplicable diameter	Remark
4726-1	Ø4-40mm	fixed stand, high accuracy, inconvenient operation
4726-2	Ø2-40mm	fixed stand, high accuracy, inconvenient operation
4726-11	Ø4-40mm	universal stand, low accuracy, convenient operation
4726-21	Ø2-40mm	universal stand, low accuracy, convenient operation

QUICK POSITIONING CONCENTRICITY G GE

QUICK-POSITIONING, SUITABLE FOR MASS MEASUREMENT

4734-25

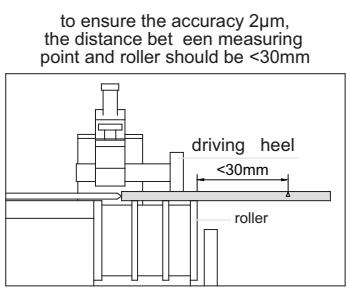

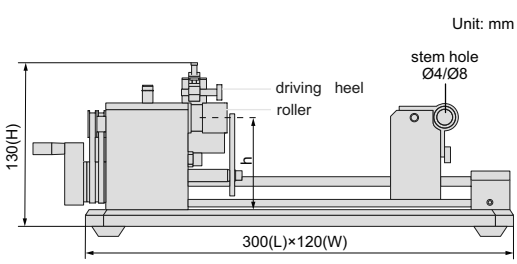

- Quick positioning, suitable for mass measurement
- Optional accessory: dial test indicators

Code	Diameter range	Workpiece length	ccuracy	Center height (h)	L×W×H	Weight
4734-25	Ø3-25mm	15-100mm	2μm	70mm	300×120×130mm	3kg

https://precishop.hu

QUICK-POSITIONING, SUITABLE FOR MASS MEASUREMENT

QUICK POSITIONING CONCENTRICITY G GES

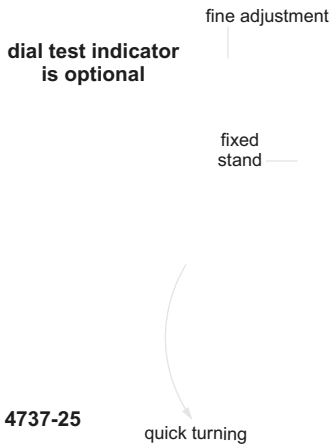

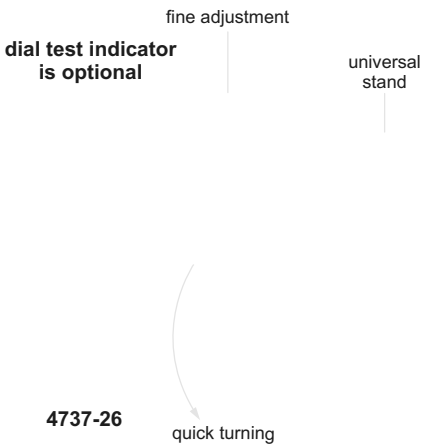



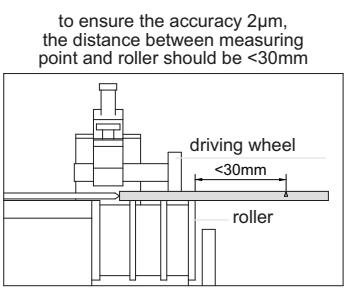

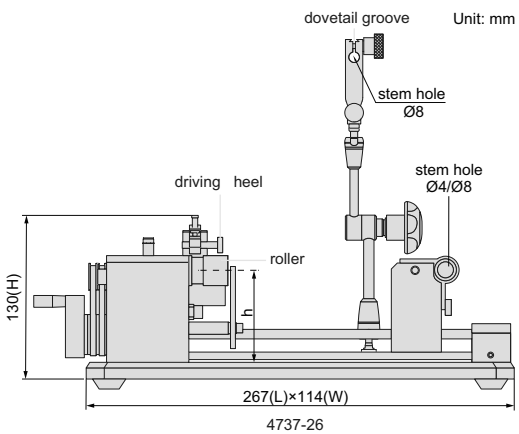

- Quick positioning, suitable for mass measurement
- Supplied ith standard rod to verify accuracy
- Optional accessory: dial test indicators

Code	Diameter range	Workpiece length	Accuracy	Center height (h)	L×W×H	Weight	Remark
4737-25	Ø3-25mm	15-100mm	2μm	70mm	267×114×130mm	3kg	fixed stand, high accuracy, inconvenient operation
4737-26	Ø3-25mm	15-100mm	2μm	70mm	267×114×130mm	3kg	universal stand, lo accuracy, convenient operation

https://precishop.hu

CONCENTRICITY G GES

4786-1

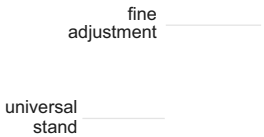

4786-2

- Accuracy: 3μm
- Ø50mm setting ring and Ø55mm calibration cylinder are included
- Optional accessory: dial test indicator

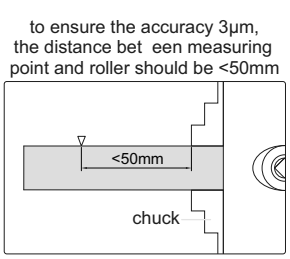

Unit: mm

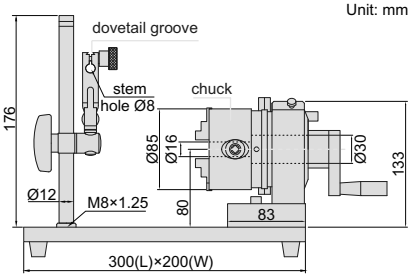

Code	pplicable inside diameter	pplicable outside diameter	Remark
4786-1	Ø24-64mm	Ø2-70mm	fixed stand, high accuracy, inconvenient operation
4786-2	Ø24-64mm	Ø2-70mm	universal stand, low accuracy, convenient operation

MOTORIZED BENCH CENTER

Unit: mm

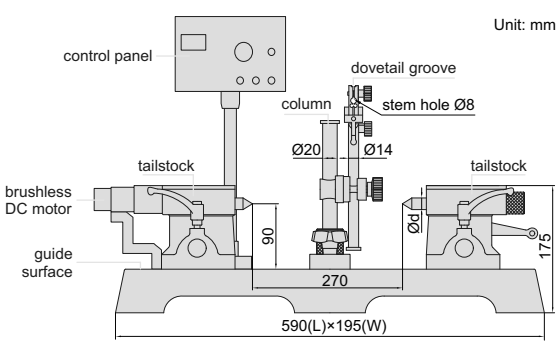

dial test indicator is optional

- Moveable column
- Hardened cast-iron guide surface
- Motorized measurement is suitable for mass production inspection
- Po er supply: AC220V/10A/(50/60)Hz
- Optional accessory: dial test indicators

4735-270

Code	Parallelism*	Runout accuracy	Center height	Distance between two centers	Diameter of center (Ød)	Taper of center	Weight	Load
4735-270	0.010mm	2μm	90mm	270mm	18mm	MT2	40kg	25kg

*Parallelism of t o centers to the guide surface

https://precishop.hu

MINI BENCH CENTER

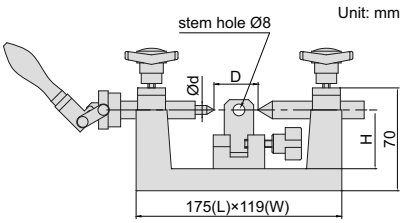

4721-75

Code	Runout accuracy	Center height (H)	Distance between two centers (D)	Diameter of center (Ød)	Taper of center	Weight	Load
4721-75	2μm	40mm	35-100mm	6mm	MT1	4.5kg	4kg

BENCH CENTERS

umbrella centers (**optional**)



rotary centers (**optional**)



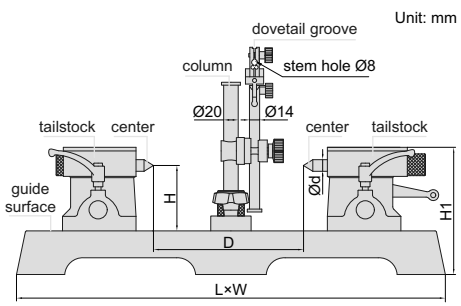

4788-300

- Movable column
- Optional accessory: umbrella centers, rotary centers

High accuracy **(mm)**

Code	Parallelism*	Runout accuracy	Center height (H)	Distance between two centers (D)	L	W	H1	Diameter of center (Ød)	Taper of center	Weight	Load
4788-300	0.010mm	2μm	90	300	590	192	175	18.0	MT2	34kg	25kg
4788-400	0.010mm	2μm	130	400	770	206	241	24.1	MT3	66kg	60kg
4788-600	0.010mm	2μm	130	600	930	220	250	24.1	MT3	90kg	60kg
4788-600H2	0.010mm	2μm	200	600	930	220	325	24.1	MT3	105kg	60kg
4788-1000	0.010mm	3μm	130	1000	1330	220	262	24.1	MT3	112kg	60kg
4788-1000H2	0.010mm	3μm	200	1000	1330	220	337	24.1	MT3	125kg	85kg
4788-1000H3	0.010mm	3μm	300	1000	1330	220	442	31.6	MT4	165kg	85kg

Standard accuracy **(mm)**

Code	Parallelism*	Runout accuracy	Center height (H)	Distance between two centers (D)	L	W	H1	Diameter of center (Ød)	Taper of center	Weight	Load
4788-D2	0.010mm	3μm	90	200	490	180	175	20.0	MT2	27kg	25kg
4788-D3	0.010mm	3μm	90	300	590	195	175	20.0	MT2	36kg	25kg
4788-D4	0.012mm	3μm	130	400	730	205	241	28.0	MT3	68kg	60kg
4788-D6	0.015mm	3μm	130	600	930	220	250	28.0	MT3	91kg	60kg
4788-D8	0.015mm	3μm	130	800	1130	220	250	28.0	MT3	99kg	60kg
4788-D10	0.015mm	3μm	130	1000	1330	220	262	28.0	MT3	116kg	60kg

*Parallelism of t o centers to the guide surface

https://precishop.hu

BENCH CENTER WITH STR IGHTNESS ME SUREMENT

straightness measurement

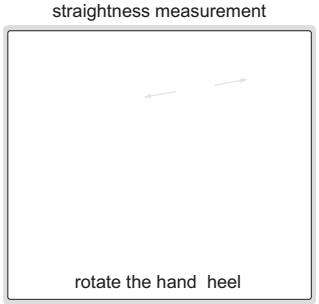

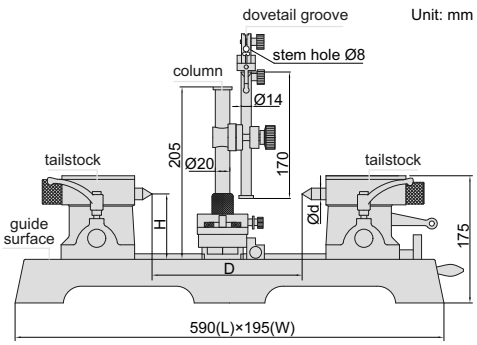

4723-300

- Hardened cast-iron guide surface

Code	Parallelism*	Runout accuracy	ccuracy of straightness measurement	Center height (H)	Distance between two centers (D)	Diameter of center (Ød)	Taper of center	Weight	Load
4723-300	4μm	2μm	0.02mm	90mm	300mm	18mm	MT2	38kg	25kg

*Parallelism of t o centers to the guide surface

BULL NOSE CENTERS

- Supplied in pair
- Suitable for **4723** and **4788** series bench centers

application

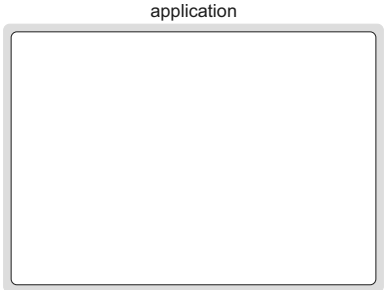

Code	Taper of handle
6391-MT2	MT2
6391-MT3	MT3

Unit: mm

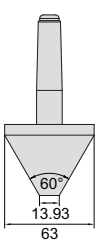

6391-MT2

VERTIC L ND HORIZONT L BENCH CENTER

vertical use **horizontal use** **side use**

Unit: mm

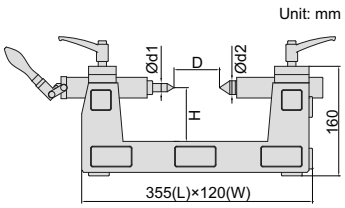

- For vertical, side and horizontal use

Code	Runout accuracy	Center height (H)	Distance between two centers (D)	Diameter of center (Ød1/Ød2)	Weight	Load
4722-200	2μm	80mm	200mm	16mm/20.2mm	22kg	25kg

https://precishop.hu

BENCH CENTER (B SIC TYPE)

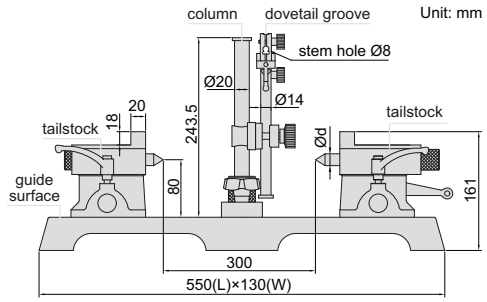

4782-300

- Hardened cast-iron guide surface
- Movable column
- V-slot for cylinder Ø4~Ø22mm

Code	Parallelism*	Runout accuracy	Center height	Distance between two centers	Diameter of center (Ød)	Load
4782-300	0.01mm	2μm	80mm	300mm	Ø16mm	25kg

*Parallelism of t o centers to the guide surface

BENCH CENTER WITH ROLLER T ILSTOCKS

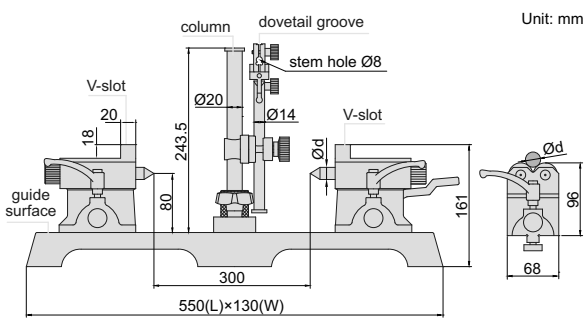

4720-300

- Hardened cast-iron guide surface
- Supplied ith V-slot/center tailstocks and roller tailstocks
- V-slot for cylinder Ø4~22mm
- Roller for cylinder Ø5~100mm

Code	Parallelism*	Runout accuracy	Center height	Distance between two centers	Diameter of center (Ød)	Taper of center	Load
4720-300	0.01mm	2μm	80mm	300mm	16mm	MT1	25kg (40kg for roller tailstocks)

*Parallelism of t o centers to the guide surface

https://precishop.hu

BENCH CENTERS

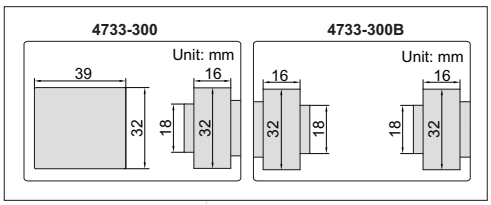

Unit: mm

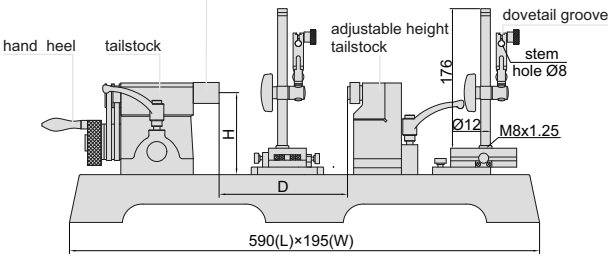

dial test indicator is optional

quick moving

quick moving

4733-300

- Hardened cast-iron guide surface
- Quick moving is suitable for mass production inspection
- Adjustable height tailstock: 0-15mm, suitable for inspecting orkpieces ith different diameters
- Optional accessory: dial test indicator

Code	Runout accuracy	Center height (H)	Distance between two centers (D)	pplicable diameter	djustable height	Remarks
4733-300	2μm	90mm	300mm	Ø8-60mm	0-15mm	ith hand heel
4733-300B	2μm	90mm	300mm	Ø8-60mm	0-15mm	ithout hand heel

BENCH CENTERS

load/unload handle

dial test indicator is optional

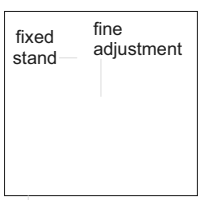

rotating hand heel

load/unload handle

dial test indicator is optional

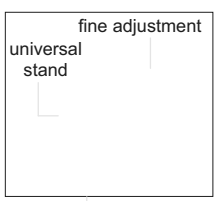

rotating hand heel

4739-150

POPULAR MODEL

- Quick positioning, suitable for mass measurement
- Suitable for cylinders ith outside diameter Ø3-140mm or inside diameter Ø1-12mm
- Supplied ith standard rod to verify accuracy
- Optional accessory: dial test indicators

standard rod (included)

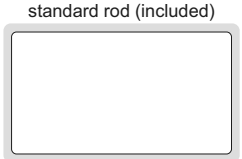

4739-151

Unit: mm

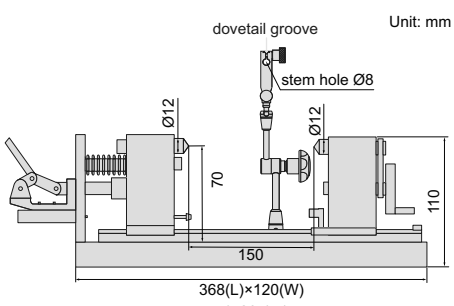

Code	Center height	Distance between two centers	Runout accuracy	Weight	Load	Remark
4739-150	70mm	150mm	2μm	6.5kg	15kg	fixed stand, high accuracy, inconvenient operation
4739-151	70mm	150mm	2μm	6.5kg	15kg	universal stand, lo accuracy, convenient operation

https://precishop.hu

BENCH CENTERS

load/unload handle

dial test indicator is optional

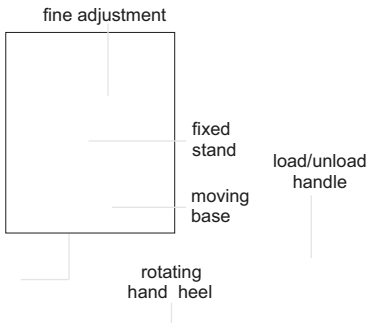

4738-300

dial test indicator is optional

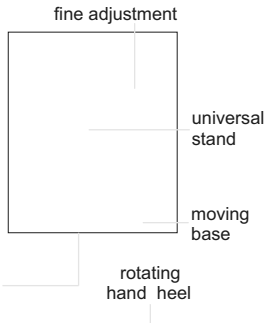

4738-301

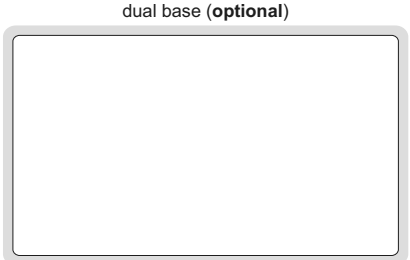

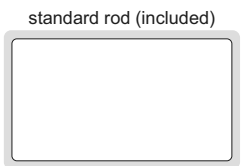

- Quick positioning, suitable for mass measurement
- Suitable for cylinders ith outside diameter Ø3-180mm or inside diameter Ø1-40mm
- Supplied ith standard rod to verify accuracy
- Optional accessory: dial test indicators

Unit: mm

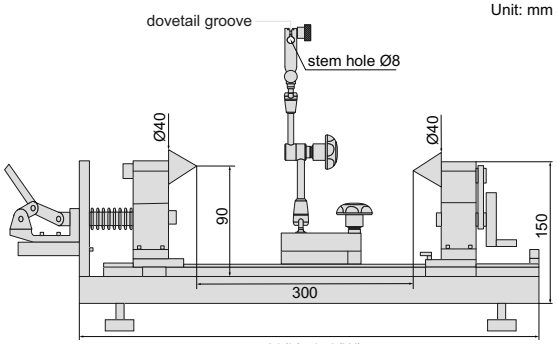

4738-301

Code	Center height	Distance between two centers	Runout accuracy	Weight	Load	Remark
4738-300	90mm	300mm	2μm	15kg	20kg	fixed stand, high accuracy, inconvenient operation
4738-301	90mm	300mm	2μm	15kg	20kg	universal stand, lo accuracy, convenient operation

BENCH CENTER

- Quick positioning, suitable for mass measurement
- Optional accessory: dial test indicators

Unit: mm

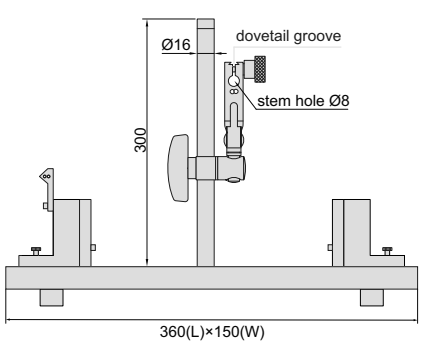

dial test indicator is optional

height is adjustable (range: 0-15mm)

Code	Diameter range	Workpiece length	ccuracy	Weight
4741-40	Ø3-40mm	15-300mm	2μm	3.8kg

4741-40

https://precishop.hu

VERTIC L BENCH CENTER

- Distance bet een t o centers (L): 360mm
- Hardened cast-iron guide surface
- Use hand heel to move the tailstock
- Optional accessory:
  magnetic stands, dial test indicator

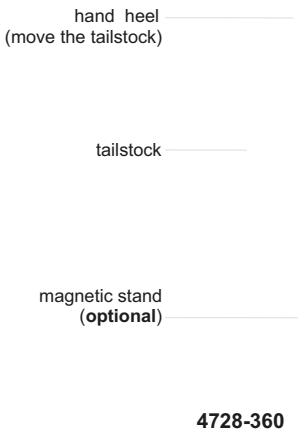

4728-360

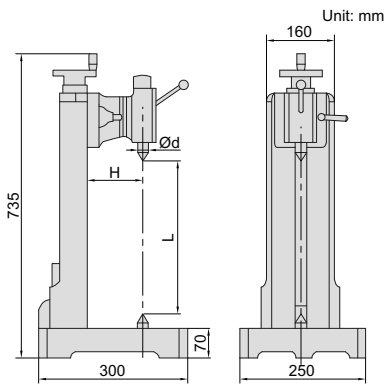

Code	Parallelism*	Runout accuracy	Center height (H)	Diameter of center (Ød)	Taper of center	Weight	Load
4728-360	0.01mm	2μm	130mm	24.1mm	MT3	85kg	80kg

* Parallelism of t o centers to the guide surface

T PER INSPECTION INSTRUMENTS

CAN BE CUSTOMIZED

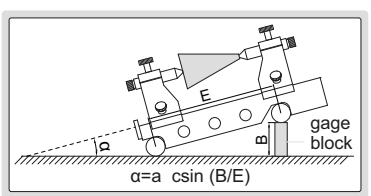

4157-200

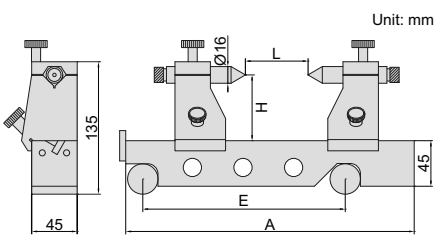

- Check the taper angle of taper bar/taper plug gages /Morse taper/ISO taper etc. The run out can be checked as ell

Code	Center height (H)	Center distance (L)	Sine bar accuracy (when α=30°)	E	
4157-200	65mm	200mm	±5 seconds	200mm	285mm
4157-300	65mm	300mm	±8 seconds	300mm	385mm

M GNETIC SQU RE WITH V GROOVE

REFER TO PAGE 459 FOR DETAILS

6539-100

https://precishop.hu

REFER TO PAGE
452~458 FOR DETAILS

V-BLOCKS

6896-11

6887-3

6897-1

6890-702

6888-1

6878-1

6891-1

SH NK RUNOUT TESTERS

Unit: mm

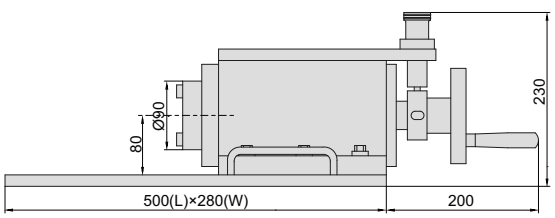

4771-30

- Measure the radial runout of shanks, collets and cutting tools
- Optional accessory: dial test indicator, magnetic stand

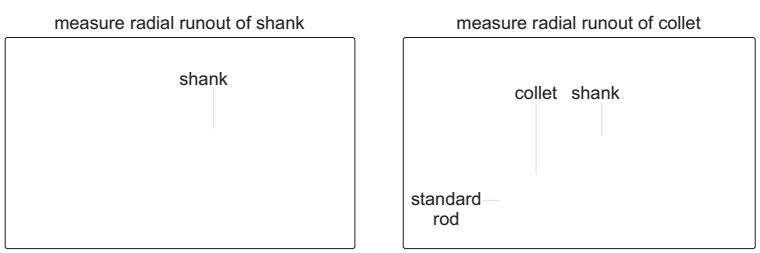

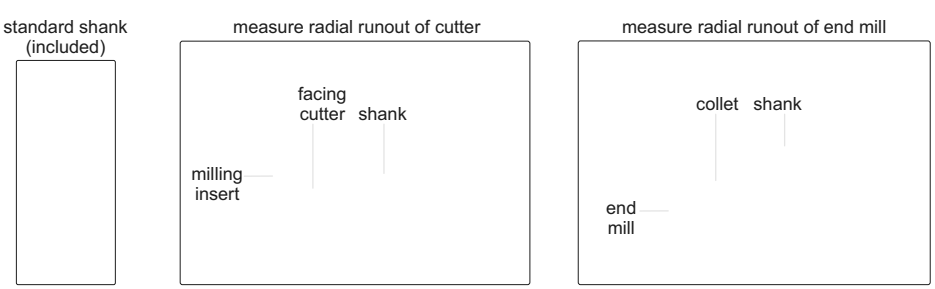

Code	Taper	ccuracy
4771-30	BT30	1μm
4771-40	BT40	1μm
4771-50	BT50	1μm

https://precishop.hu

17 SIMPL M ASURING TOOLS

INSIZE



Feeler Gages
Page 409-412



Pitch Gages
Page 413-414

Gear Tooth Pitch Gages
Page 414



Center Gages
Page 414



Thread Gages
Page 415



Angle Gages
Page 415



Radius Gages
Page 416



Drill Gages
Page 417



Angle Gages
Page 417



Wire Gages
Page 418



Thic -ness Gages
Page 418-419



Taper Slot Gages
Page 419-420



Taper Gages
Page 420



Taper Bore Gages
Page 421



Welding Gages
Page 421-422



Fillet Welding Gages
Page 422-423/426

https://precishop.hu

Welding Gages
Page 423-426

Pipe Welding Gages
Page 427

Inside/Outside Calipers
Page 429

Dividers
Page 430

Length Tapes
Page 430

Measuring Tapes
Page 431-432

Long Measuring Tapes
Page 433

Measuring Wheels
Page 433

Digital Measuring Wheels
Page 434

Steel Rules
Page 434-436

Combination Squares
Page 437-438

Plastic Angle Squares
Page 439

T-bevels
Page 439

Mar -ing Gages
Page 439-440

Center Mar -ing Gages
Page 440

Locators
Page 440

https://precishop.hu

17 SIMPL M ASURING TOOLS

Scribing Calipers
Page 441

Height Scribers
Page 442

Scribers
Page 442

Precision Screwdriver Sets
Page 442

L D Flashlights
Page 442

Measuring Tool Sets
Page 443-447

https://precishop.hu

F L R GAG

Unit: mm

4601-25

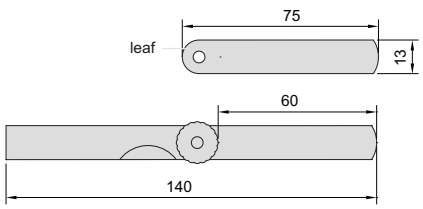

- Made of hardened alloy steel
- Meet DIN2275/grade TC1
- Accuracy: ±(3+T/80) μm,
  'T' is the thickness of leaves in μm

Code	Range	Thic -ness of leaves included (mm)	Quantity of leaves
4601-25	0.04-1.00mm	0.04, 0.05, 0.06, 0.07, 0.08, 0.09, 0.10, 0.15, 0.20, 0.25, 0.30, 0.35, 0.40, 0.45, 0.50, 0.55, 0.60, 0.65, 0.70, 0.75, 0.80, 0.85, 0.90, 0.95, 1.00	25

F L R GAG S

Unit: mm

4602-20

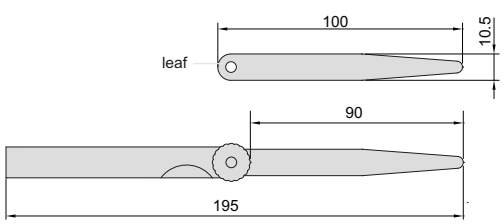

- Made of hardened alloy steel
- Meet DIN2275/grade TC1
- Accuracy: ±(3+T/80) μm,
  'T' is the thickness of leaves in μm

Code	Range	Thic -ness of leaves included (mm)	Quantity of leaves
4602-13A	0.03-0.50mm	0.03, 0.04, 0.05, 0.06, 0.07, 0.08, 0.09, 0.10, 0.15, 0.20, 0.30, 0.40, 0.50	13
4602-13	0.05-1.00mm	0.05, 0.10, 0.15, 0.20, 0.25, 0.30, 0.40, 0.50, 0.60, 0.70, 0.80, 0.90, 1.00	13
4602-17	0.02-1.00mm	0.02, 0.03, 0.04, 0.05, 0.06, 0.07, 0.08, 0.09, 0.10, 0.15, 0.20, 0.25, 0.30, 0.40, 0.50, 0.75, 1.00	17
4602-20	0.05-1.00mm	0.05, 0.10, 0.15, 0.20, 0.25, 0.30, 0.35, 0.40, 0.45, 0.50, 0.55, 0.60, 0.65, 0.70, 0.75, 0.80, 0.85, 0.90, 0.95, 1.00	20
4602-28	0.05-1.00mm	0.05, 0.06, 0.07, 0.08, 0.09, 0.10, 0.11, 0.12, 0.13, 0.14, 0.15, 0.20, 0.25, 0.30, 0.35, 0.40, 0.45, 0.50, 0.55, 0.60, 0.65, 0.70, 0.75, 0.80, 0.85, 0.90, 0.95, 1.00	28
4602-32	0.03-1.00mm	0.03, 0.04, 0.05, 0.06, 0.07, 0.08, 0.09, 0.10, 0.13, 0.15, 0.18, 0.20, 0.23, 0.25, 0.28, 0.30, 0.33, 0.35, 0.38, 0.40, 0.45, 0.50, 0.55, 0.60, 0.63, 0.65, 0.70, 0.75, 0.80, 0.85, 0.90, 1.00	32

https://precishop.hu

LONG F L R GAG S

- Made of hardened alloy steel
- Meet DIN2275/grade TC1
- Accuracy: ±(3+T/80) μm,
  'T' is the thickness of leaves in μm

4605-20

Unit: mm

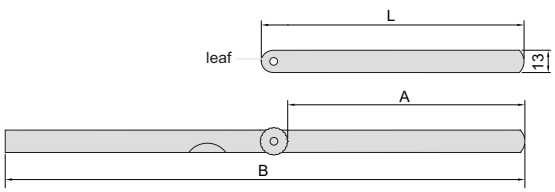

Code	Range	Thic -ness of leaves included (mm)	Quantity of leaves	L	A	B
4605-13	0.05-1.00mm	0.05, 0.10, 0.15, 0.20, 0.25, 0.30, 0.40, 0.50, 0.60, 0.70, 0.80, 0.90, 1.00	13	150mm	135mm	295mm
4605-131	0.05-1.00mm		13	200mm	185mm	395mm
4605-132	0.05-1.00mm		13	300mm	285mm	590mm
4605-20	0.05-1.00mm	0.05, 0.10, 0.15, 0.20, 0.25, 0.30, 0.35, 0.40, 0.45, 0.50, 0.55, 0.60, 0.65, 0.70, 0.75, 0.80, 0.85, 0.90, 0.95, 1.00	20	150mm	135mm	295mm
4605-201	0.05-1.00mm		20	200mm	185mm	395mm
4605-202	0.05-1.00mm		20	300mm	285mm	590mm

INCH F L R GAG

- 0.010" is made of brass, others are made of hardened alloy steel
- Each blade is marked with inch/metric size

4608-31

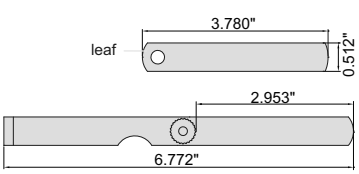

Code	Range	Quantity of Leaves
4608-31	0.0015"~0.035"	32

Thic -ness of leaves included	Accuracy
0.010" (brass)	±0.00039"
0.0015", 0.002"	±0.0002"
0.0025", 0.003", 0.004", 0.005", 0.006", 0.007"	±0.00028"
0.008", 0.009"	±0.00035"
0.010", 0.011"	±0.00039"
0.012", 0.013"	±0.00047"
0.014", 0.015"	±0.00051"

Thic -ness of leaves included	Accuracy
0.016", 0.017"	±0.00055"
0.018", 0.019"	±0.00059"
0.020", 0.021"	±0.00067"
0.022", 0.023"	±0.00071"
0.024", 0.025", 0.026"	±0.00075"
0.028"	±0.00091"
0.030"	±0.00094"
0.032", 0.035"	±0.00102"

https://precishop.hu

PLASTIC F L R GAG S

4623-2

Unit: mm

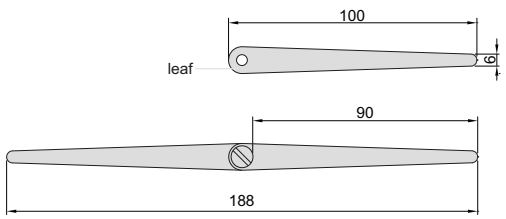

- Accuracy: ±0.04mm (thickness of leaves: 0.25mm)
  ±0.05mm (thickness of leaves: 0.5mm)
  ±0.08mm (thickness of leaves: ≥1mm)

Code	Range	Thic -ness of leaves included	Quantity of leaves
4623-2	0.25-2.00mm	2.00mm (0.078"), 1.00mm (0.039"), 0.50mm (0.020"), 0.50mm (0.020"), 0.50mm (0.020"), 0.25mm (0.010"), 0.25mm (0.010"), 1.00mm (0.039"), 2.00mm (0.078"), 1.00mm (0.039"), 2.00mm (0.078"), 1.00mm (0.039"), 2.00mm (0.078")	13
4623-5	0.25-5.00mm	1.00mm (0.039"), 0.25mm (0.010"), 0.50mm (0.020"), 1.50mm (0.059"), 2.00mm (0.078"), 2.50mm (0.098"), 3.00mm (0.118"), 3.50mm (0.138"), 4.00mm (0.157"), 4.50mm (0.177"), 5.00mm (0.196")	11

PLASTIC F L R GAG

4624-1D5

Unit: mm

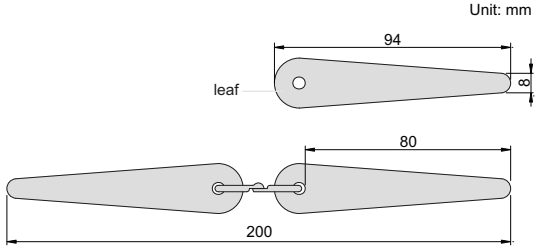

- Accuracy: ±0.02mm (thickness of leaves: 0.05-0.1mm)
  ±0.03mm (thickness of leaves: 0.15-0.6mm)
  ±0.04mm (thickness of leaves: ≥0.7mm)

Code	Range	Thic -ness of leaves included (mm)	Quantity of leaves
4624-1D5	0.05-1.5mm	0.05, 0.1, 0.15, 0.2, 0.3, 0.4, 0.5, 0.6, 0.7, 0.8, 0.9, 1.0, 1.1, 1.2, 1.3, 1.4, 1.5	17

https://precishop.hu

F L R GAG STOCKS

10 pcs per package

4622-10

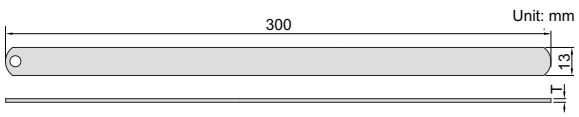

- Used as shims to accurately set spacing
- Made of hardened alloy steel
- Length 300mm
- Width 13mm
- 10 pcs per package

Code	Thic -ness (T)	Accuracy
4622-02	0.02mm	±3μm
4622-03	0.03mm	±3μm
4622-04	0.04mm	±3μm
4622-05	0.05mm	±3μm
4622-06	0.06mm	±3μm
4622-07	0.07mm	±4μm
4622-08	0.08mm	±4μm
4622-09	0.09mm	±4μm
4622-10	0.10mm	±4μm
4622-12	0.12mm	±5μm

Code	Thic -ness (T)	Accuracy
4622-15	0.15mm	±5μm
4622-18	0.18mm	±6μm
4622-20	0.20mm	±6μm
4622-25	0.25mm	±6μm
4622-30	0.30mm	±7μm
4622-35	0.35mm	±7μm
4622-40	0.40mm	±8μm
4622-45	0.45mm	±8μm
4622-50	0.50mm	±9μm
4622-55	0.55mm	±9μm

Code	Thic -ness (T)	Accuracy
4622-60	0.60mm	±9μm
4622-65	0.65mm	±9μm
4622-70	0.70mm	±12μm
4622-75	0.75mm	±12μm
4622-80	0.80mm	±13μm
4622-85	0.85mm	±13μm
4622-90	0.90mm	±14μm
4622-95	0.95mm	±14μm
4622-100	1.00mm	±16μm

F L R GAG TAP S

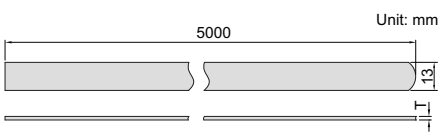

4621-30

Code	Thic -ness (T)	Accuracy
4621-02	0.02mm	±4μm
4621-03	0.03mm	±4μm
4621-04	0.04mm	±4μm
4621-05	0.05mm	±4μm
4621-06	0.06mm	±4μm
4621-07	0.07mm	±5μm
4621-08	0.08mm	±5μm
4621-09	0.09mm	±5μm
4621-10	0.10mm	±5μm
4621-12	0.12mm	±5μm
4621-15	0.15mm	±6μm
4621-18	0.18mm	±7μm
4621-20	0.20mm	±8μm
4621-25	0.25mm	±9μm

Code	Thic -ness (T)	Accuracy
4621-30	0.30mm	±9μm
4621-35	0.35mm	±11μm
4621-40	0.40mm	±12μm
4621-45	0.45mm	±12μm
4621-50	0.50mm	±14μm
4621-55	0.55mm	±14μm
4621-60	0.60mm	±14μm
4621-65	0.65mm	±14μm
4621-70	0.70mm	±17μm
4621-75	0.75mm	±17μm
4621-80	0.80mm	±19μm
4621-85	0.85mm	±19μm
4621-90	0.90mm	±22μm
4621-95	0.95mm	±22μm
4621-100	1.00mm	±24μm

- Used as shims to accurately set spacing
- Made of hardened alloy steel
- Length 5m
- Width 13mm

https://precishop.hu

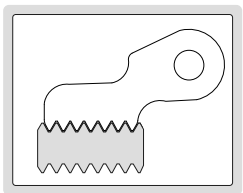

4820-122

- Identify the pitch of screw thread
- Made of medium carbon steel

Metric 60° screw

Code	Range	Pitch of leaves included (mm)	Quantity of leaves
4820-122	0.4-7.0mm	0.4, 0.5, 0.6, 0.7, 0.75, 0.8, 0.9, 1, 1.25, 1.5, 1.75, 2, 2.5, 3, 3.5, 4, 4.5, 5, 5.5, 6, 6.5, 7	22
4820-124	0.25-7.0mm	0.25, 0.3, 0.35, 0.4, 0.5, 0.7, 0.75, 0.8, 0.9, 1, 1.25, 1.5, 1.75, 2, 2.5, 3, 3.5, 4, 4.5, 5, 5.5, 6, 6.5, 7	24
4820-1241	0.25-6.0mm	0.25, 0.3, 0.35, 0.4, 0.45, 0.5, 0.6, 0.7, 0.75, 0.8, 0.9, 1, 1.25, 1.5, 1.75, 2, 2.5, 3, 3.5, 4, 4.5, 5, 5.5, 6	24

Unified 60° screw

Code	Range	Pitch of leaves included	Quantity of leaves
4820-230	4-42TPI	4, 4-1/2, 5, 5-1/2, 6, 7, 8, 9, 10, 11, 11-1/2, 12, 13, 14, 15, 16, 18, 20, 22, 24, 26, 27, 28, 30, 32, 34, 36, 38, 40, 42TPI	30

Whitworth 55° screw

Code	Range	Pitch of leaves included	Quantity of leaves
4820-330	4-42TPI	4, 4-1/2, 5, 5-1/2, 6, 7, 8, 9, 10, 11, 12, 13, 14, 15, 16, 18, 19, 20, 22, 24, 26, 27, 28, 30, 32, 34, 36, 38, 40, 42TPI	30
4820-328	4-62TPI	4, 4-1/2, 5, 6, 7, 8, 9, 10, 11, 12, 13, 14, 16, 18, 19, 20, 22, 24, 25, 26, 28, 30, 32, 36, 40, 48, 60, 62TPI	28

Metric 60° and Whitworth 55° screw

Code	Range	Pitch of leaves included	Quantity of leaves
4820-452	0.25-6.0mm	0.25, 0.3, 0.35, 0.4, 0.45, 0.5, 0.6, 0.7, 0.75, 0.8, 0.9, 1, 1.25, 1.5, 1.75, 2, 2.5, 3, 3.5, 4, 4.5, 5, 5.5, 6mm	52
	4-62TPI	4, 4-1/2, 5, 6, 7, 8, 9, 10, 11, 12, 13, 14, 16, 18, 19, 20, 22, 24, 25, 26, 28, 30, 32, 36, 40, 48, 60, 62TPI	
4820-450	0.4-7.0mm	0.4, 0.5, 0.6, 0.7, 0.75, 0.8, 0.9, 1, 1.25, 1.5, 1.75, 2, 2.5, 3, 3.5, 4, 4.5, 5, 5.5, 6, 6.5, 7mm	50
	4-62TPI	4, 4-1/2, 5, 6, 7, 8, 9, 10, 11, 12, 13, 14, 16, 18, 19, 20, 22, 24, 25, 26, 28, 30, 32, 36, 40, 48, 60, 62TPI	

Metric 60° and Unified 60° screw

Code	Range	Pitch of leaves included	Quantity of leaves
4820-552	0.4-7.0mm	0.4, 0.5, 0.6, 0.7, 0.75, 0.8, 0.9, 1, 1.25, 1.5, 1.75, 2, 2.5, 3, 3.5, 4, 4.5, 5, 5.5, 6, 6.5, 7mm	52
	4-42TPI	4, 4-1/2, 5, 5-1/2, 6, 7, 8, 9, 10, 11, 11-1/2, 12, 13, 14, 15, 16, 18, 20, 22, 24, 26, 27, 28, 30, 32, 34, 36, 38, 40, 42TPI	

https://precishop.hu

PITCH GAG S

- Check the pitch of screw thread
- Accuracy: ±0.07mm
- Made of medium carbon steel

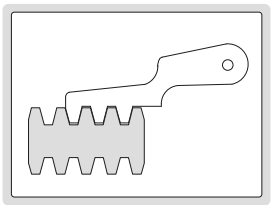

4824-12

Code	Range	Thread type	Pitch of leaves included	Quantity of leaves
4824-12	2-20mm	Tr 30°	2, 3, 4, 5, 6, 7, 8, 9, 10, 12, 16, 20mm	12
4824-16	1-12TPI	ACME 29°	1, 1-1/3, 1-1/2, 1-3/4, 2, 2-1/2, 3, 3-1/2, 4, 5, 6, 7, 8, 9, 10, 12TPI	16

G AR TOOTH PITCH GAG S

- Check the module pitch of gear tooth
- Accuracy: ±0.05mm
- Made of hardened stainless steel

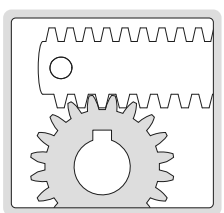

4860-245

Code	Range	Pressure angle	Quantity of leaves
4860-145	0.35-4.5mm	14.5°	15
4860-245	0.35-4.5mm	20°	15
4860-112	5-12mm	14.5°	8
4860-212	5-12mm	20°	8

Unit: mm

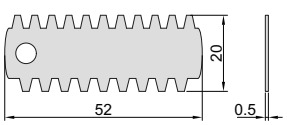

C NT R GAG S

Unit: mm

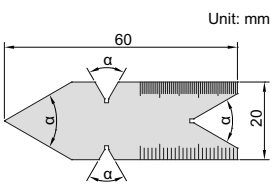

4810-602

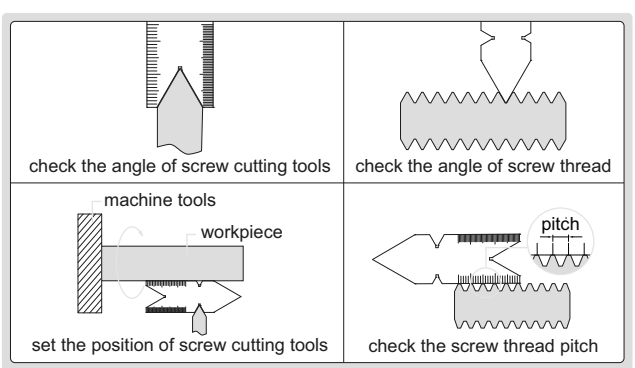

- To check and set screw cutting tools, and check the angle and pitch of screw thread
- Angle accuracy: ±30min.
- Made of stainless steel

Code	Thread type	Angle (α)	Graduation
4810-601	METRIC 60°	60°	0.5mm and 1mm
4810-602	UNI CIED 60°	60°	14ths and 20ths on front side, 24ths and 32ths on back side
4810-55	WHITWORTH 55°	55°	14ths and 20ths on front side, 24ths and 32ths on back side

https://precishop.hu

THR AD GAG S

- To check and set screw cutting tools
- Made of medium carbon steel

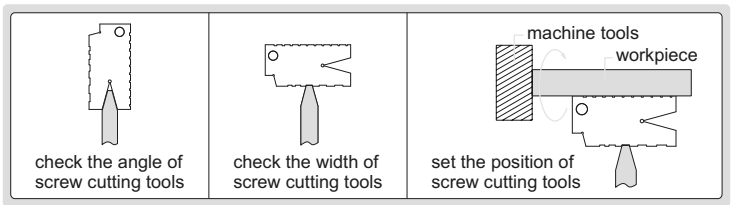

4812-

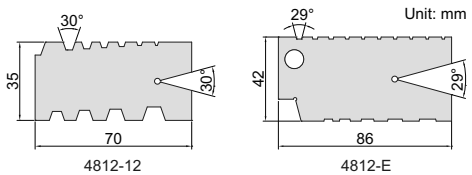

Code	Range	Thread type	Pitch
4812-12	2-12mm	Tr 30°	2, 3, 4, 5, 6, 7, 8, 9, 10, 12mm
4812-	1-10TPI	ACME 29°	1, 1-1/3, 1-1/2, 1-3/4, 2, 2-1/2, 3, 4, 5, 6, 7, 8, 9, 10TPI

ANGL GAG

- To check complementary angles
- Made of stainless steel

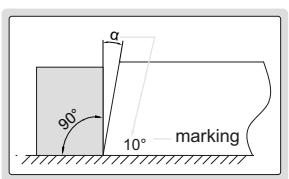

4806-20

Code	Range (α)	Angle of leaves included	Quantity of leaves	Accuracy
4806-20	1°-45°	1°, 2°, 3°, 4°, 5°, 6°, 7°, 8°, 9°, 10°, 12°, 14°, 16°, 18°, 20°, 25°, 30°, 35°, 40°, 45°	20	±30'

ANGL GAG S T

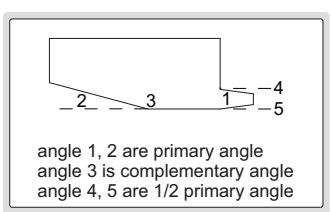

angle 1, 2 are primary angle
angle 3 is complementary angle
angle 4, 5 are 1/2 primary angle

type A

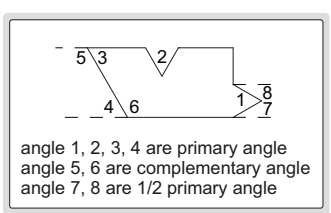

angle 1, 2, 3, 4 are primary angle
angle 5, 6 are complementary angle
angle 7, 8 are 1/2 primary angle

type B

4807

- Each blade checks primary, 1/2 primary and complementary angles
- Made of medium carbon steel

Code	Quantity of leaves	Accuracy
4807	18	±10'

Primary angle	½ primary angle	Complementary angle	Type
5°	2°30'	175°	A
10°	5°	170°	A
15°	7°30'	165°	A
20°	10°	160°	B
25°	12°30'	155°	B
30°	15°	150°	B
35°	17°30'	145°	B
40°	20°	140°	B
45°	22°30'	135°	B
50°	25°	130°	B
55°	27°30'	125°	B
60°	30°	120°	B
65°	32°30'	115°	B
70°	35°	110°	B
75°	37°30'	105°	B
80°	40°	100°	B
85°	42°30'	95°	B
90°	45°	90°	B

https://precishop.hu

RADIUS GAG S

- Made of medium carbon steel

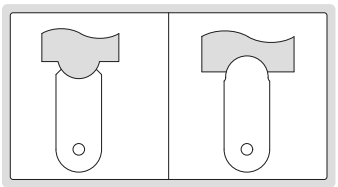

4801-17

Code	Range	Radius of leaves included (mm)	Quantity of leaves (internal + external)
4801-17	1-7mm	1, 1.25, 1.5, 1.75, 2, 2.25, 2.5, 2.75, 3, 3.5, 4, 4.5, 5, 5.5, 6, 6.5, 7	17+17
4801-16	7.5-15mm	7.5, 8, 8.5, 9, 9.5, 10, 10.5, 11, 11.5, 12, 12.5, 13, 13.5, 14, 14.5, 15	16+16
4801-15	15.5-25mm	15.5, 16, 16.5, 17, 17.5, 18, 18.5, 19, 19.5, 20, 21, 22, 23, 24, 25	15+15

RADIUS GAG

- Made of stainless steel

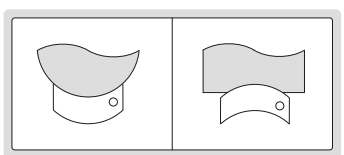

Code	Range	Radius of leaves included (mm)	Quantity of leaves
4802-31	25-40mm	25, 25.5, 26, 26.5, 27, 27.5, 28, 28.5, 29, 29.5, 30, 30.5, 31, 31.5, 32, 32.5, 33, 33.5, 34, 34.5, 35, 35.5, 36, 36.5, 37, 37.5, 38, 38.5, 39, 39.5, 40	31

4802-31

RADIUS GAG S T

- Each piece has 3 concave and 2 convex gauging surfaces
- Supplied with handle
- Made of medium carbon steel

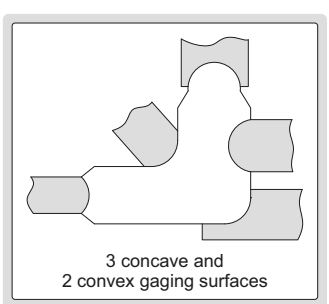

Code	Range	Radius of leaves included (mm)	Quantity of leaves
4804-26	0.5-13mm	0.5, 1, 1.5, 2, 2.5, 3, 3.5, 4, 4.5, 5, 5.5, 6, 6.5, 7, 7.5, 8, 8.5, 9, 9.5, 10, 10.5, 11, 11.5, 12, 12.5, 13	26

4804-26

https://precishop.hu

DRILL POINT GAG

Unit: mm

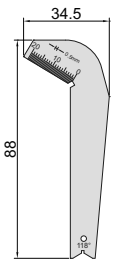

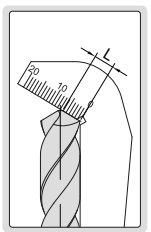

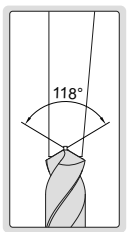

- Cor twist drills with 118° angle, to check if the center of tip is concentric with the drill body
- Made of stainless steel

Code	Accuracy	
	Angle	Length
4843-1	±0.5°	±0.5mm

4843-1

DRILL ANGL GAG

Unit: mm

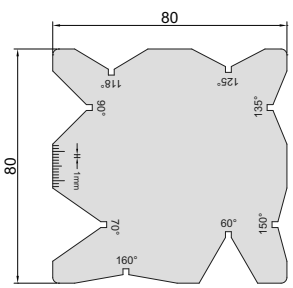

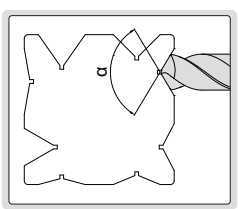

- Check drills with angle 60°, 70°, 90°, 118°, 125°, 135°, 150° or 160°
- Made of stainless steel

4842-1

Code	Accuracy
4842-1	±0.5°

ANGL GAG

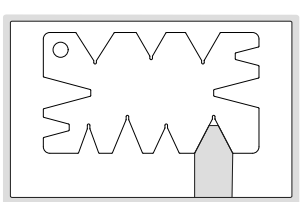

check the angle of screw cutting tools

Unit: mm

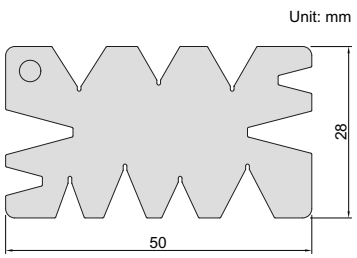

4854-1

- Made of stainless steel

Code	Range	Accuracy
4854-1	29°, 30°, 40°, 45°, 50°, 55°, 60°	±10'

https://precishop.hu

AM RICAN STANDARD WIR GAG

Unit: mm

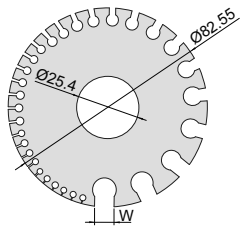

4808

Code	Range
4808	0-36 (8.250-0.127mm/0.3249-0.0050")

- Cor gaging non-ferrous wire and metals such as copper, brass and aluminum
- Hardened to HRC50-57

No.	W
0	8.250mm/0.3249"
1	7.350mm/0.2893"
2	6.540mm/0.2576"
3	5.830mm/0.2294"
4	5.190mm/0.2043"
5	4.620mm/0.1819"
6	4.110mm/0.1620"
7	3.670mm/0.1443"
8	3.260mm/0.1285"
9	2.910mm/0.1144"
10	2.590mm/0.1019"
11	2.300mm/0.0907"
12	2.050mm/0.0808"
13	1.820mm/0.0720"
14	1.630mm/0.0641"
15	1.450mm/0.0571"
16	1.290mm/0.0508"
17	1.150mm/0.0453"

No.	W
18	1.020mm/0.0403"
19	0.912mm/0.0359"
20	0.813mm/0.0320"
21	0.724mm/0.0285"
22	0.643mm/0.0253"
23	0.574mm/0.0226"
24	0.511mm/0.0201"
25	0.440mm/0.0179"
26	0.404mm/0.0159"
27	0.361mm/0.0142"
28	0.320mm/0.0126"
29	0.287mm/0.0113"
30	0.254mm/0.0100"
31	0.226mm/0.0089"
32	0.203mm/0.0080"
33	0.180mm/0.0071"
34	0.160mm/0.0063"
35	0.142mm/0.0056"
36	0.127mm/0.0050"

U.S. STANDARD SH T M TAL GAG

Unit: mm

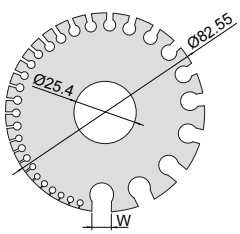

4809

Code	Range
4809	0-36 (7.938-0.179mm/0.3125-0.0070")

- Cor gaging sheet metal, plate iron and steel
- Hardened to HRC50-57

No.	W
0	7.938mm/0.3125"
1	7.144mm/0.2813"
2	6.747mm/0.2656"
3	6.350mm/0.2500"
4	5.953mm/0.2344"
5	5.556mm/0.2188"
6	5.159mm/0.2031"
7	4.763mm/0.1875"
8	4.366mm/0.1719"
9	3.969mm/0.1563"
10	3.572mm/0.1406"
11	3.175mm/0.1250"
12	2.778mm/0.1094"
13	2.381mm/0.0938"
14	1.984mm/0.0781"
15	1.786mm/0.0703"
16	1.588mm/0.0625"
17	1.429mm/0.0563"

No.	W
18	1.270mm/0.0500"
19	1.111mm/0.0438"
20	0.953mm/0.0375"
21	0.873mm/0.0344"
22	0.794mm/0.0313"
23	0.714mm/0.0281"
24	0.635mm/0.0250"
25	0.556mm/0.0219"
26	0.476mm/0.0188"
27	0.437mm/0.0172"
28	0.397mm/0.0156"
29	0.357mm/0.0141"
30	0.318mm/0.0125"
31	0.278mm/0.0109"
32	0.258mm/0.0102"
33	0.238mm/0.0094"
34	0.218mm/0.0086"
35	0.198mm/0.0078"
36	0.179mm/0.0070"

WIR GAG

Unit: mm

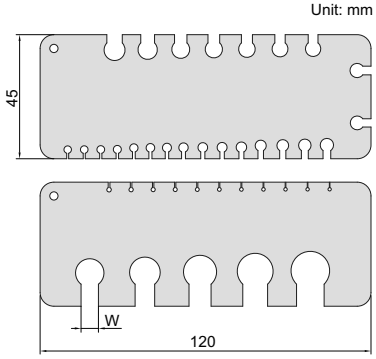

4803-1

Code	Range
4803-1	0.2-10mm

- Cor gaging non-ferrous wire and metals such as copper, brass and aluminum
- Hardened to HRC51-53
- Including 2 pcs wire gages

Wire diameter (W)
0.200mm
0.224mm
0.250mm
0.280mm
0.315mm
0.355mm
0.400mm
0.450mm
0.500mm
0.560mm
0.630mm
0.710mm
0.750mm
0.800mm
0.900mm
1.000mm
1.120mm
1.250mm
1.400mm
1.500mm

Wire diameter (W)
1.60mm
1.80mm
2.00mm
2.24mm
2.50mm
2.80mm
3.00mm
3.15mm
3.55mm
3.75mm
4.00mm
4.25mm
4.50mm
5.00mm
5.60mm
6.30mm
7.10mm
8.00mm
9.00mm
10.00mm

https://precishop.hu

THICKN SS GAG

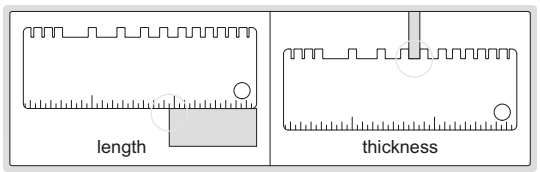

- Made of stainless steel

Code	Measurement	Range	Graduation	Accuracy
4853-1	length	0-2 3/4"	1/16"	1/32"
	thickness	24GA. (0.0239"), 22GA. (0.0299"), 20GA. (0.0359")	—	±0.002"
		18GA. (0.0478"), 16GA. (0.0598") , 14GA. (0.0747"), 1/8" (0.125"), 10GA. (0.1345"), 3/16" (0.1875"), 1/4" (0.250"), 5/16" (0.3125")		±0.004"
		0.024", 0.030", 0.035"		±0.002"

Unit: mm

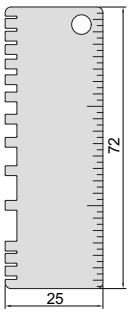

4853-1

DATA OUTPUT

DIRECT READING, CALCULATION IS NOT REQUIRED

DIGITAL TAP R SLOT GAG S

1160-10

- Non waterproof
- Measuring opening, slot width
- Resolution: 0.01mm/0.0005"
- Buttons: on/off, zero, mm/inch
- Automatic power off, move the digital unit to turn on power
- Battery CR2032
- Data output
- Made of stainless steel
- Optional accessory: data output cable (code **7315-1529 need receiver**, **7302-1529**)

Unit: mm

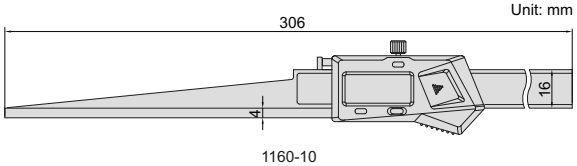

1160-10

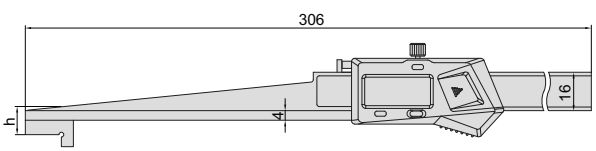

1160-20, 1160-30, 1160-40

Code	Range	Accuracy	h
1160-10	0.2-10mm/0.01-0.39"	±0.03mm	—
1160-20	10-20mm/0.39-0.79"	±0.05mm	10mm
1160-30	20-30mm/0.79-1.18"	±0.05mm	20mm
1160-40	30-40mm/1.18-1.58"	±0.05mm	30mm

measure slot width

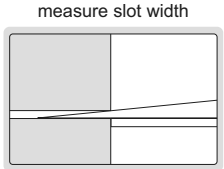

https://precishop.hu

TAP R SLOT GAG S

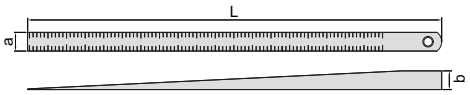

- Cor quick measurement of slot width
- Satin chrome plated reading surface
- Made of stainless steel

4630-1

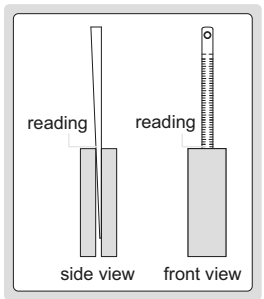

Code	Range	Graduation	Accuracy	L	a	b
4630-3	0.4-6mm	0.05mm	±0.04mm	164mm	12.5mm	6.5mm
4630-1	0.5-10mm	0.05mm	±0.07mm	220mm	10mm	10.5mm
4630-2	0.5-15mm	0.1mm	±0.08mm	184mm	12.5mm	16.5mm

TAP R GAG S

measure diameter of hole

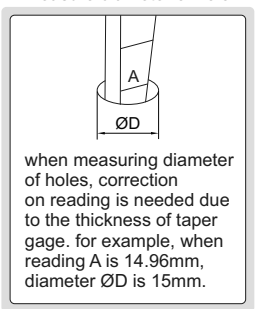

when measuring diameter of holes, correction on reading is needed due to the thickness of taper gage. for example, when reading A is 14.96mm, diameter ØD is 15mm.

measure slot width

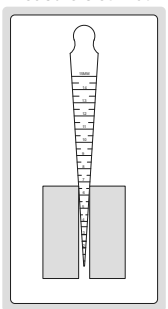

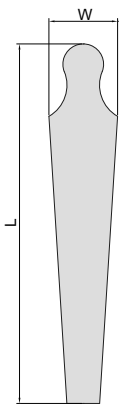

- Measure opening, slot width, hole diameter, etc.
- Diameter correction table on the back (only for **4833-1**, **4833-2**)
- Made of stainless steel

front back

4833-2

Code	Range	Graduation	Accuracy	L	W
4833-1	0.8-15mm	0.1mm	±0.05mm	146mm	17mm
4833-2	15-30mm	0.1mm	±0.05mm	159mm	30.4mm
4833-3	30-45mm	0.1mm	±0.05mm	166mm	45.4mm
4833-4	45-60mm	0.1mm	±0.05mm	170mm	60.5mm

TAP R GAG S T

Unit: mm

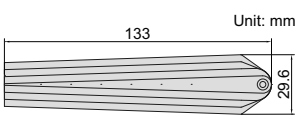

front back

4837-1

measure diameter of hole

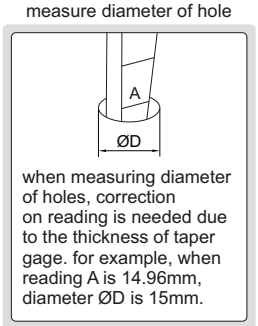

when measuring diameter of holes, correction on reading is needed due to the thickness of taper gage. for example, when reading A is 14.96mm, diameter ØD is 15mm.

measure slot width

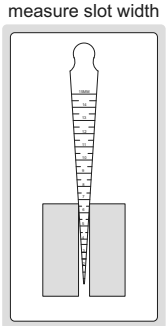

- Include 4 pcs (1~8mm, 8~15mm, 15~22mm, 22~29mm)
- Measure opening, slot width, hole diameter, etc.
- Diameter correction table on the back
- Made of stainless steel

Code	Range	Graduation	Accuracy
4837-1	1-29mm	0.05mm	±0.05mm

https://precishop.hu

TAPER BORE GAGES

- Quick m asur m n of bor diam r
- Hard n d s l, HRC50-58
- Sa in chrom pla d surfac
- Aluminium oxid d handl

(mm)

Code	Range	Graduation	Accuracy	L	Ød1	Ød2
4852-1	1-6.5mm	0.1mm	±0.05mm	62.5	7	0.8
4852-3	3-16mm	0.1mm	±0.05mm	143	17	2.8
4852-15	15-30mm	0.1mm	±0.05mm	165	31	14.7
4852-30	30-45mm	0.1mm	±0.05mm	165	46	29.6
4852-45	45-60mm	0.1mm	±0.05mm	167	61	44.3

4852-15

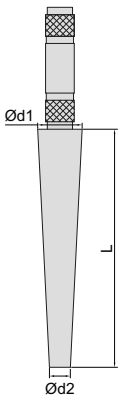

SMALL TAPER BORE GAGE

Uni : mm

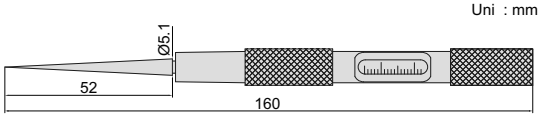

4855-5

- Quick m asur m n of small bor diam r
- Hard n d orking fac
- Suppli d i h pro c ion cap

suppli d i h pro c ion cap

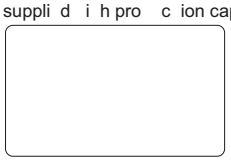

Code	Range	Graduation	Accuracy
4855-5	0.1-5mm	0.01mm	±0.03mm

WELDING GAGE

Uni : mm

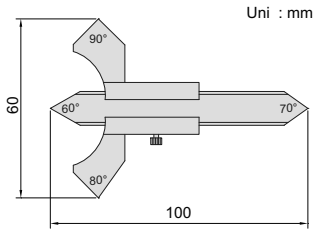

4830

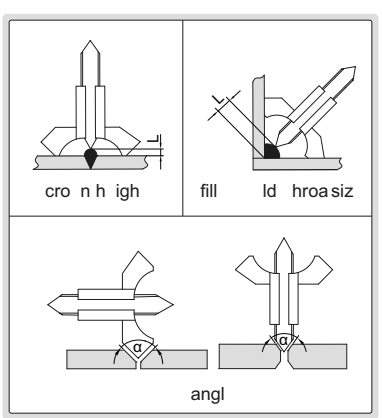

- Mad of s ainl ss s l
- Sa in chrom pla d r ading surfac

Code	Measurement	Range	Graduation	Accuracy
4830	cro n h igh	0-8mm	0.1mm	±0.1mm
	fill ld hroa siz	0-20mm	0.1mm	±0.3mm
	angl	60°, 70°, 80°, 90°	—	±1°

https://precishop.hu

DIGITAL WELDING GAGE

ATTENTION:
NO DATA OUTPUT

Uni : mm

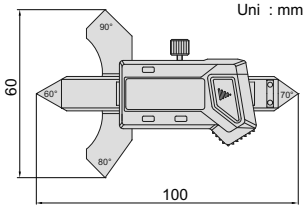

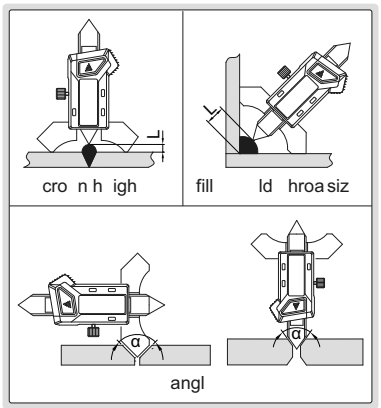

4831-20A

- Non a rproof
- Bu ons: z ro, mm/inch, on/off
- Ba ry LR44
- Mad of s ainl ss s l

Code	Measurement	Range	Resolution	Accuracy
4831-20A	cro n h igh	0-7mm	0.01mm/0.0005"	±0.03mm
	fill ld hroa siz	0-20mm	0.01mm/0.0005"	±0.1mm
	angl	60°, 70°, 80°, 90°	—	±1°

FILLET WELDING GAGE

Uni : mm

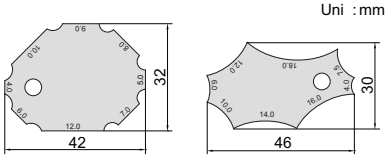

- Mad of s ainl ss s l
- Siz s mark d on bo h fac s

4832-1

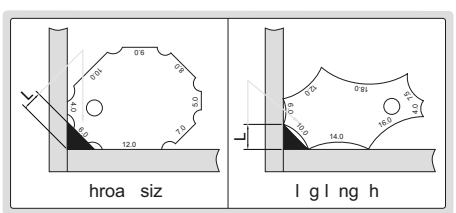

Code	Throat size	Leg length	Accuracy
4832-1	4, 5, 6, 7, 8, 9, 10, 12mm	4, 6, 7.5, 10, 12, 14, 16, 18mm	±0.5mm

FILLET WELDING GAGES

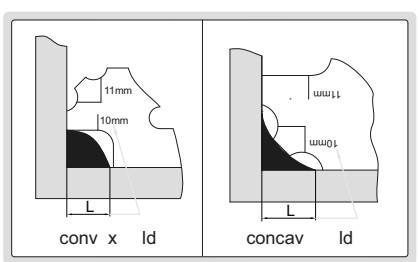

- M asur concav and conv x ld siz s
- 7 blad s ar includ d
- Mad of s ainl ss s l

4836-1

4836-2

Uni : mm

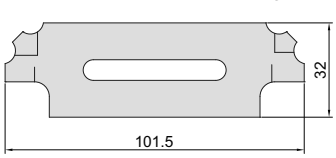

Code	Size	Accuracy
4836-1	3mm, 4mm, 5mm, 6mm, 8mm, 9mm, 10mm, 11mm, 12mm, 14mm, 16mm, 19mm, 22mm, 25mm	±0.5mm
4836-2	1/8" (3.2mm), 3/16" (4.8mm), 1/4" (6.4mm), 5/16" (7.9mm), 3/8" (9.5mm), 7/16" (11.1mm), 1/2" (12.7mm), 5/8" (15.9mm), 3/4" (19.1mm), 7/8" (22.2mm), 1" (25.4mm)	±0.02" (0.5mm)

https://precishop.hu

FILLET WELDING GAGE

Uni : mm

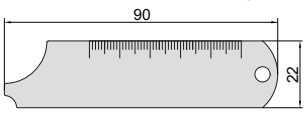

- M asur conv x ld siz s
- 3 blad s ar includ d
- Mad of s ainl ss s l

4847-1

Code	Measurement	Range	Graduation	Accuracy
4847-1	conv x ld siz	4, 6, 8, 10, 12, 14mm	—	±0.5mm
	l ng h	0-50mm	1mm	±0.5mm

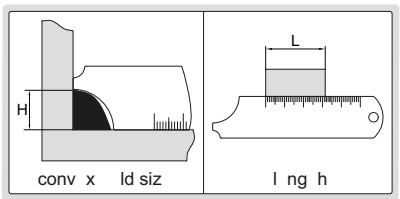

WELDING GAGE

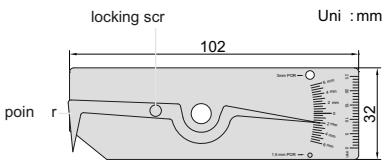

4834-1

- Poin r can b lock d for la r r f r nc
- Mad of s ainl ss s l

Code	Measurement	Range	Graduation	Accuracy
4834-1	und rcu d p h	0-6mm	0.5mm	±0.5mm
	cro n h igh	0-6mm	0.5mm	±0.5mm
	porosi y siz comparison	1.5mm, 3mm	—	±0.2mm
	amoun of porosi y p r 25mm	25mm	1mm	—

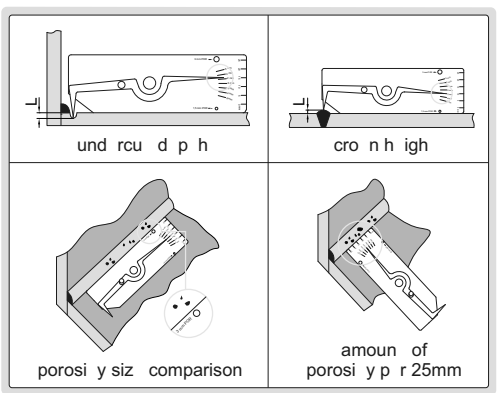

WELDING GAGE

Uni : mm

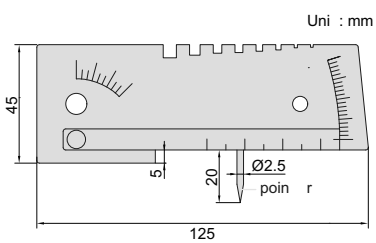

4848-1

- Mad of s ainl ss s l

Code	Measurement	Range	Graduation	Accuracy
4848-1	misalignm n (high-lo)	-5mm~+15mm	1mm	±0.5mm
	angl of pr para ion	0°-45°	5°	±2.5°
	l ng h	0-50mm	1mm	±0.5mm
	gap	1-4mm	0.5mm	±0.25mm
	hickn ss	1, 1.2, 2.0, 2.5, 3.0, 3.25, 4.0, 5.0mm	—	±0.1mm

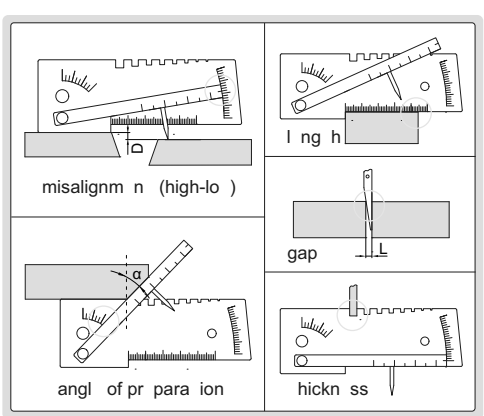

https://precishop.hu

WELDING GAGE

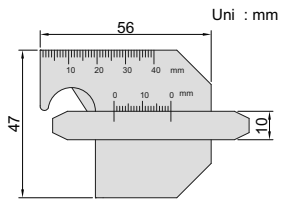

fron back

6832-1

- Mad of s ainl ss s l
- Sa in chrom pla d surfac

Code	Measurement	Range	Graduation	Accuracy
6832-1	l g l ng h	0-20mm	1mm	±0.3mm
	l g h igh	0-20mm	1mm	±0.3mm
	cro n h igh	0-20mm	1mm	±0.3mm
	hroa siz	0-10mm	1mm	±0.3mm
	angl	0°-60°	5°	±1°
	gap	1-3.5mm	0.5mm	±0.2mm
	l ng h	0-40mm	1mm	±0.3mm

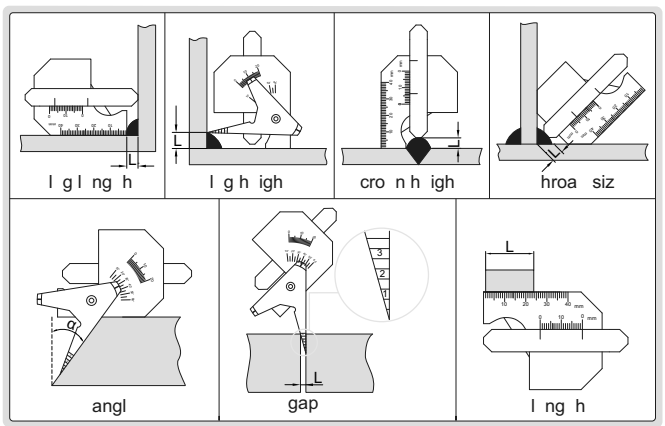

WELDING GAGES

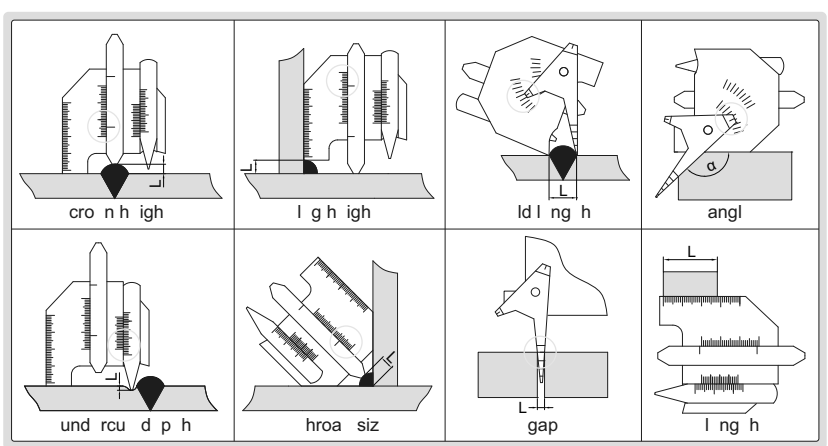

fron **4838-1** back

- Mad of s ainl ss s l

Measurement	Code 4838-1			Code 4838-2		
	Range	Graduation	Accuracy	Range	Graduation	Accuracy
cro n h igh	0-10mm	1mm	±0.5mm	0-15mm	1mm	±0.5mm
l g h igh	0-14mm	1mm	±0.5mm	0-15mm	1mm	±0.5mm
und rcu d p h	0-5mm	0.05mm	±0.05mm	0-5mm	0.05mm	±0.05mm
hroa siz	0-13mm	1mm	±0.5mm	0-13mm	1mm	±0.5mm
ld l ng h	0-40mm	1mm	±1mm	0-60mm	1mm	±1mm
angl	90°-150°	5°	±1°	80°-160°	5°	±1°
gap	0.5-5mm	1mm	±0.5mm	1-6mm	1mm	±0.5mm
l ng h	0-40mm	1mm	±0.5mm	0-50mm	1mm	±0.5mm
LxW	62x77mm			99x84mm		

fron **4838-2** back

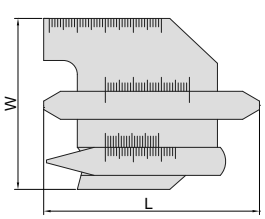

https://precishop.hu

WELDING GAGE

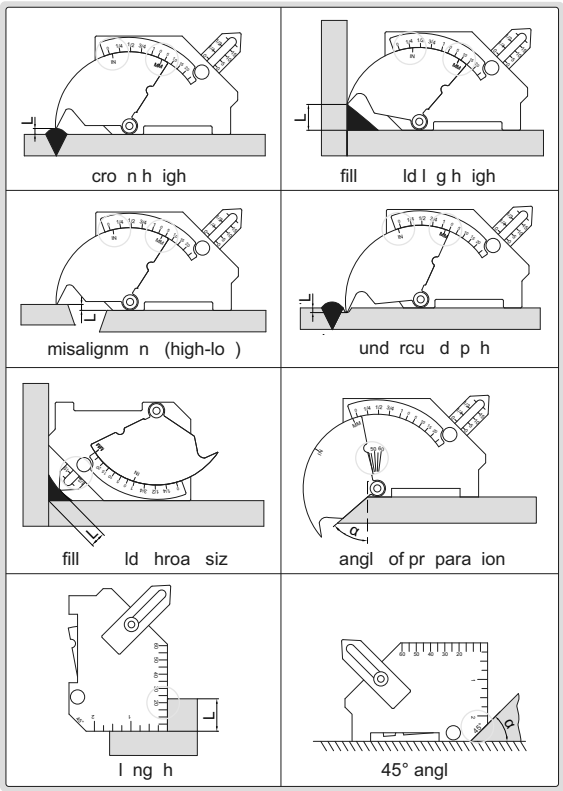

fron back

4835-1

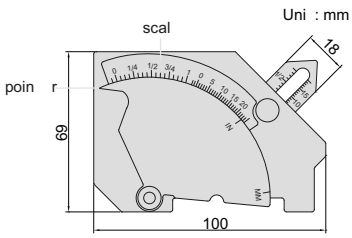

- Adjus abl scal o comp nsa poin r ar
- Mad of s ainl ss s l

Code	Measurement	Range	Graduation	Accuracy
4835-1	cro n h igh	0-25mm (0-1")	1mm (1/16")	±0.5mm
	fill ld l g h igh	0-25mm (0-1")	1mm (1/16")	±0.5mm
	misalignm n (high-lo)	0-25mm (0-1")	1mm (1/16")	±0.5mm
	und rcu d p h	0-2mm (0-1/8")	1mm (1/16")	±0.5mm
	fill ld hroa siz	0-20mm (0-3/4")	1mm (1/16")	±0.5mm
	angl of pr para ion	0-60°	5°	±1°
	l ng h	0-60mm (0-2")	1mm (1/16")	±0.5mm
	45° angl	—	—	±1°

WELDING UNDERCUT GAGE

Uni : mm

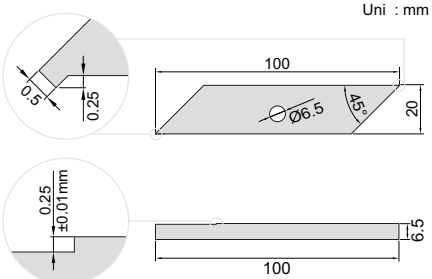

Code
4849-1

- M asur und rcu
- Calibra ion block is includ d
- Mad of s ainl ss s l

4849-1

calibra ion block (includ d)



applica ion

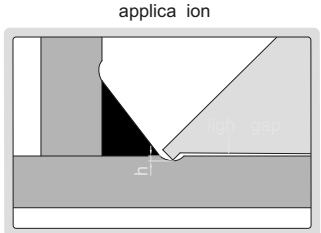

h n h r is a ligh gap, h<0.25mm;
h n h r is no ligh gap, h≥0.25mm

WELDING GAGE

Uni : mm

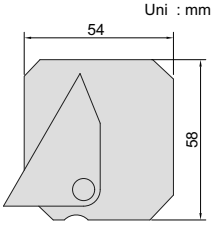

- Mad of s ainl ss s l

4850-1

Code	Measurement	Range	Graduation	Accuracy
4850-1	l g h igh (b)	0-18mm	1mm	±0.5mm
	h or ical hroa siz (a)	2-12mm	1mm	±0.5mm
	hroa siz	4, 5, 6, 7mm	—	±0.5mm
	angl of pr para ion	50°, 60°	—	±1°
	hickn ss	1.5, 2, 3.5mm	—	±0.2mm

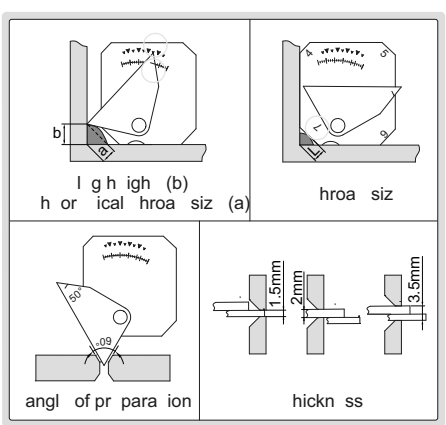

17

https://precishop.hu

FILLET WELDING GAGE

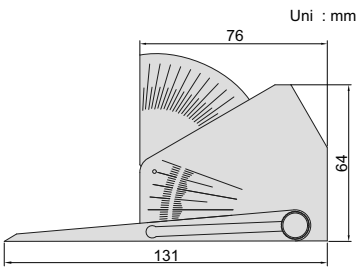

4846-1

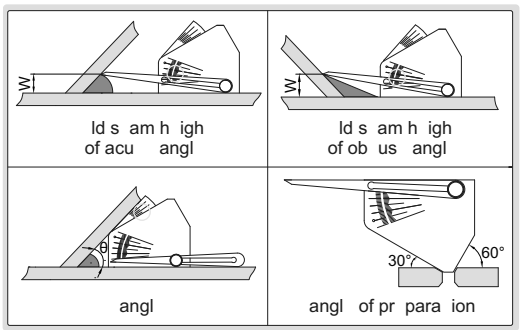

- Calcula ing card is includ d
- Mad of s ainl ss s l

calcula ing card (includ d)

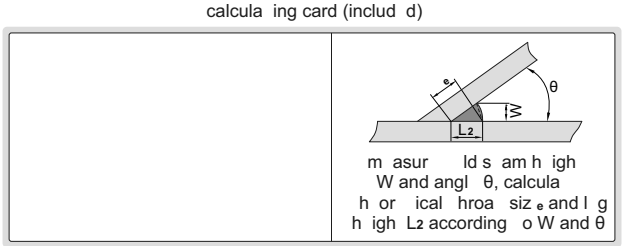

Code	Measurement	Range	Graduation	Accuracy
4846-1	ld s am h igh W	0-50mm/0-2"	2mm/0.05"	±1mm
	angl θ	30°-90°	2.5°	±1°
	60° angl	—	—	±0.5°

WELDING GAGE

Uni : mm

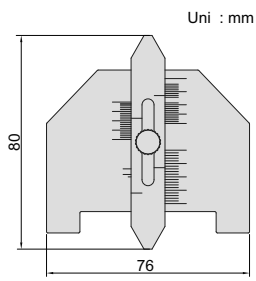

4851-1

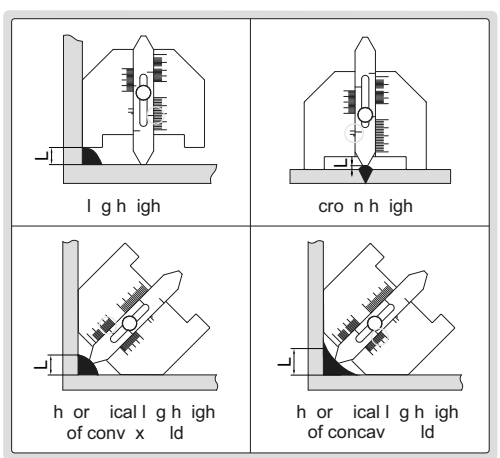

- Mad of s ainl ss s l

Code	Measurement	Range	Graduation	Accuracy
4851-1	l g h igh	0-20mm	1mm	±0.5mm
	cro n h igh	0-3mm	—	±0.5mm
	h or ical l g h igh of conv x ld	0-20mm	1mm	±0.5mm
	h or ical l g h igh of concav ld	0-20mm	1mm	±0.5mm

WELDING GAGE

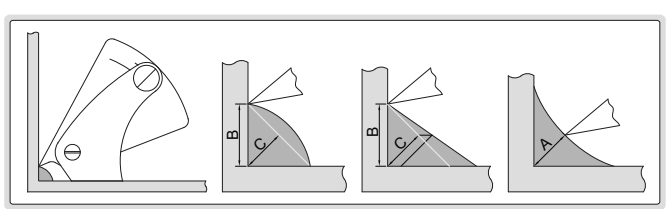

Code	Graduation	Accuracy
4840-1	0.2mm	±0.3mm

- Mad of s ainl ss s l

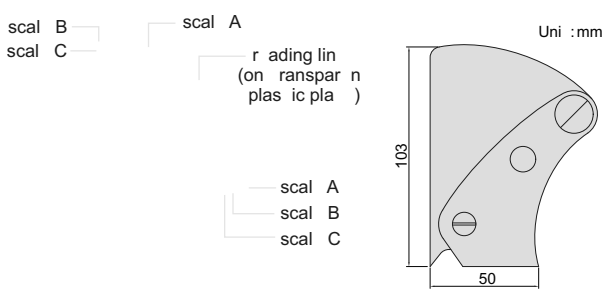

4840-1

https://precishop.hu

PIPE WELDING GAGE

- Mad of s ainl ss s l

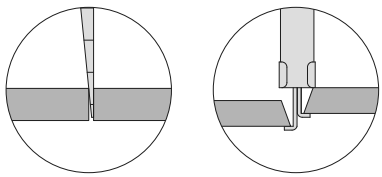

Uni : mm

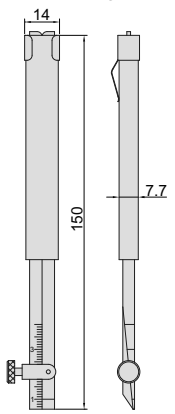

4841-1

Code	Measurement	Range	Graduation	Accuracy
4841-1	in rnal misalignm n	0-30mm	1mm	±0.5mm
	fi -up gap	0.7-4mm	0.1mm	±0.1mm

PIPE WELDING GAGE

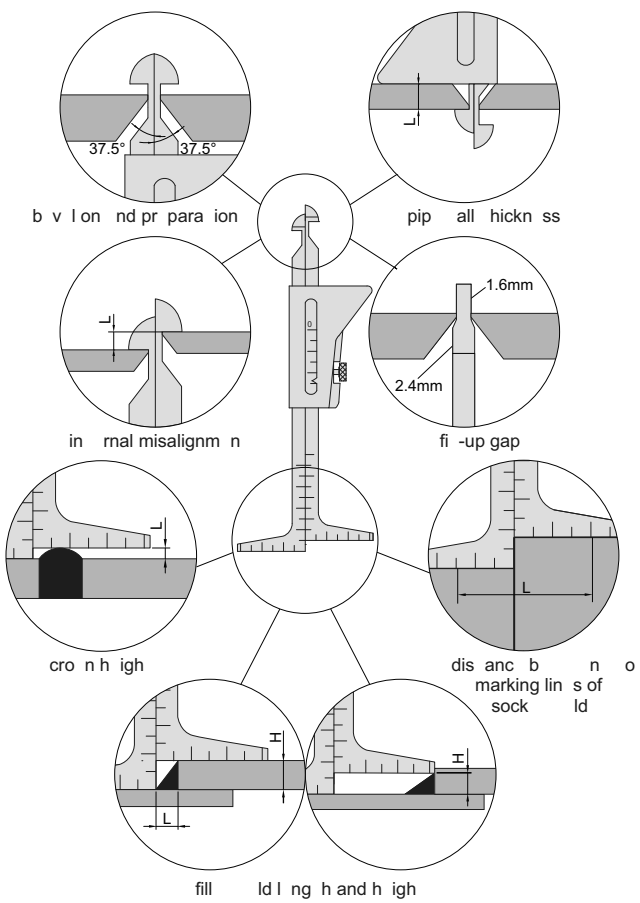

Uni : mm

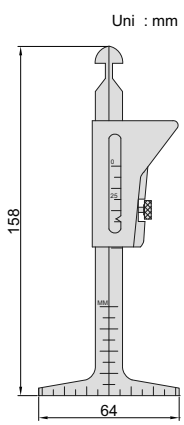

fron back

4839-1

Code	Measurement	Range	Graduation	Accuracy
4839-1	b v l on nd pr para ion	37.5°	—	±1°
	pip all hickn ss	0-45mm (0~1-3/4")	1mm (1/16")	±0.5mm
	in rnal misalignm n	0-35mm (0~1-3/8")	1mm (1/32")	±0.5mm
	fi -up gap	1.6mm, 2.4mm	—	±0.1mm
	cro n h igh	0-35mm (0~1-3/8")	1mm (1/32")	±0.5mm
	dis anc b n o marking lin s of sock ld	0-60mm (0~2-3/8")	1mm (1/16")	±0.5mm
	fill ld l ng h	0-30mm (0~1-1/4")	1mm (1/16")	±0.5mm
	fill ld h igh	0-35mm (0~1-3/8")	1mm (1/32")	±0.5mm

- Mad of s ainl ss s l

https://precishop.hu

6-PIECE WELDING GAGE SET

- Includ s:
  1) W lding gag (cod **4834-1**)
  2) Fill lding gag , siz 3~25mm, 7 blad s (cod **4836-1**)
  3) Pip lding gag (cod **4841-1**)
  4) T l scoping insp c ion mirror, siz of mirror Ø32mm, l ng h 178~505mm (cod **7160-1**)
  5) Pock rul i h sliding clip, rang 150mm/6", gradua ion 1mm, 1/64" (cod **7119-150**)
  6) LED flashligh (cod **ISGF-0501**)

5064

Code
5064

7-PIECE WELDING GAGE SET

- Includ s:
  1) W lding gag (cod **4834-1**)
  2) W lding gag (cod **4851-1**)
  3) Pip lding gag (cod **4839-1**)
  4) Ou sid microm r, rang 0-25mm, gradua ion 0.01mm (cod **3203-25A**)
  5) T l scoping insp c ion mirror, siz of mirror Ø32mm, l ng h 178~505mm (cod **7160-1**)
  6) Magnifi r i h illumina ion, magnifica ion 4X (cod **7513-4**)
  7) S l rul , rang 150mm/6", gradua ion 0.5mm, 1mm, 1/64", 1/32", 1/16" (cod **7110-150**)

5071

Code
5071

7-PIECE WELDING GAGE SET

- Includ s:
  1) W lding gag (cod **4834-1**)
  2) W lding gag (cod **4851-1**)
  3) Fill lding gag , siz 3~25mm, 7 blad s (cod **4836-1**)
  4) Ou sid microm r, rang 0-25mm, gradua ion 0.01mm (cod **3203-25A**)
  5) Digi al calip r, rang 0-150mm/0-6", r solu ion 0.01mm/0.005" (cod **1108-150**)
  6) Pock rul i h sliding clip, rang 150mm/6", gradua ion 1mm, 1/64" (cod **7119-150**)
  7) Magnifi r i h illumina ion, magnifica ion 4X (cod **7513-4**)

5072

Code
5072

https://precishop.hu

INSI E CALIPERS

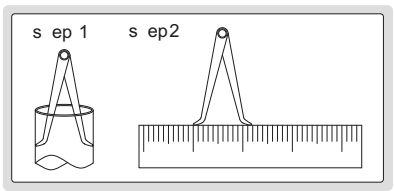

7240-150

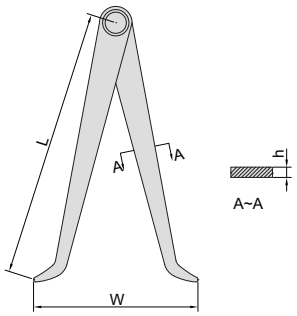

- Made of carbon s eel

Code	Size (L)	Range (W)	h
7240-150	150mm	17-150mm	2mm
7240-200	200mm	17-200mm	3mm
7240-300	300mm	18-300mm	3mm

OUTSI E CALIPERS

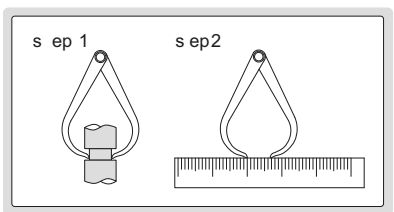

7241-150

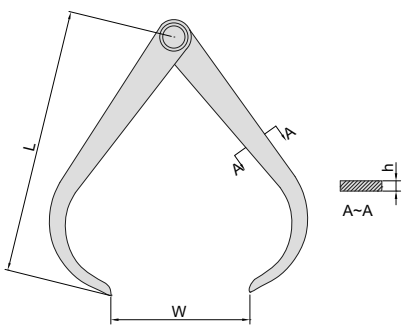

- Made of carbon s eel

Code	Size (L)	Range (W)	h
7241-150	150mm	0-150mm	2mm
7241-200	200mm	0-200mm	3mm
7241-300	300mm	0-300mm	3mm

INSI E SPRING CALIPERS

- Made of carbon s eel



7261-150

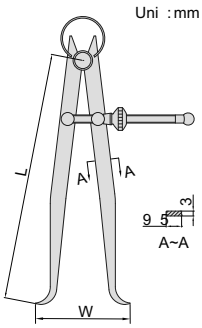

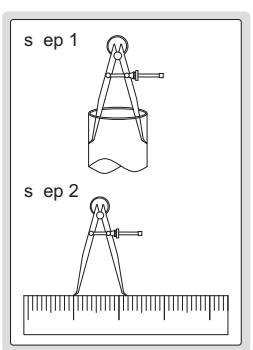

Code	Size (L)	Range (W)
7261-150	150mm	20-170mm
7261-200	200mm	22-220mm
7261-250	245mm	30-270mm
7261-300	300mm	30-320mm

OUTSI E SPRING CALIPERS

- Made of carbon s eel



7262-150

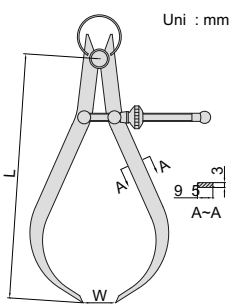

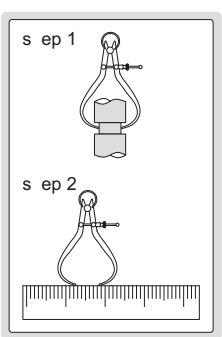

Code	Size (L)	Range (W)
7262-150	155mm	0-140mm
7262-200	210mm	0-210mm
7262-250	265mm	0-270mm
7262-300	310mm	0-320mm

https://precishop.hu

SPRING IVI ERS

- Made of carbon s eel
- ,ardened poin s

Uni : mm

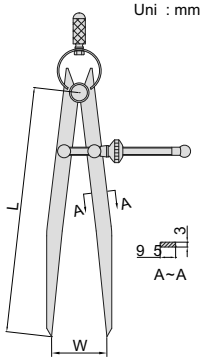

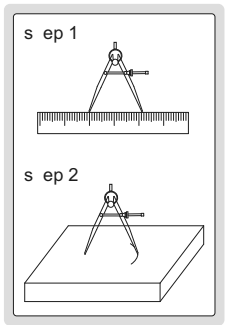

Code	Size (L)	Range (W)
7260-150	150mm	0-150mm
7260-200	200mm	0-210mm
7260-250	245mm	0-260mm
7260-300	300mm	0-320mm

7260-150

IVI ERS

- Made of carbon s eel
- ,ardened poin s

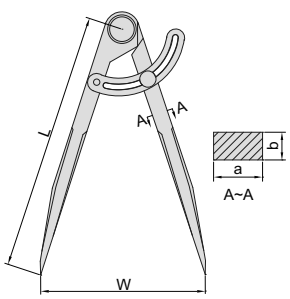

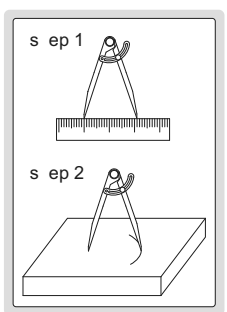

(mm)

Code	Size (L)	Range (W)	a	b
7247-150	150mm	0-140mm	8 5	7
7247-200	200mm	0-190mm	10	7
7247-300	300mm	0-290mm	12	7

7247-150

LENGTH TAPES

INSIZE PLUS
MADE IN EU OPE

VIDEO

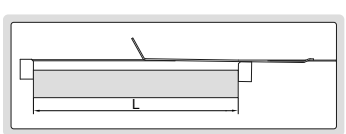

- Measure he dis ance be ween wo parallel surfaces
- Laser engraved scale
- Made of s ainless s eel

7141-2200

Code	Range (L)	Graduation	Accuracy
7141-950	60-950mm	0 1mm	±0 15mm
7141-2200	900-2200mm	0 1mm	±0 20mm
7141-3460	2190-3460mm	0 1mm	±0 20mm
7141-4780	3400-4780mm	0 1mm	±0 25mm
7141-6000	4700-6000mm	0 1mm	±0 30mm

Uni : mm
hickness: 0 5

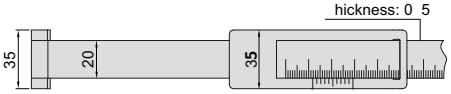

https://precishop.hu

WIRELESS IGITAL MEASURING TAPES + LASER ISTANCE METERS

VIDEO

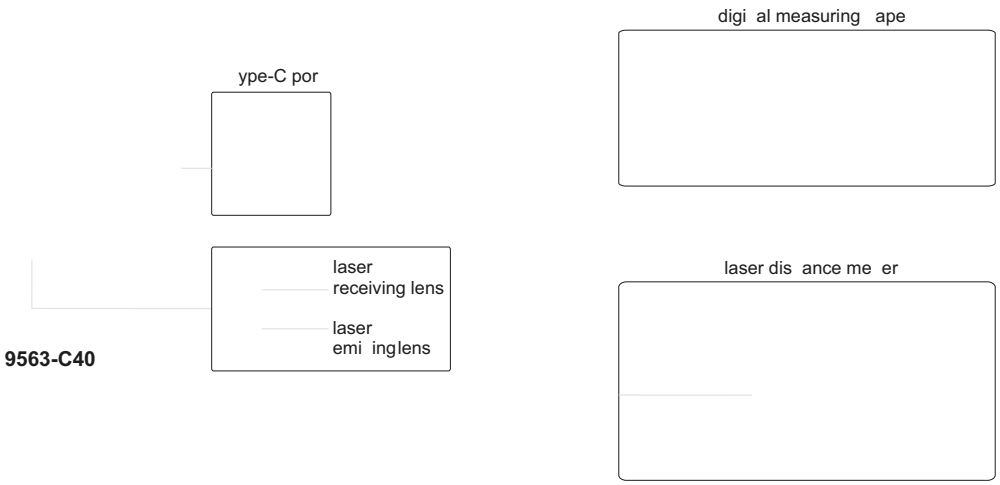

- Buil -in blue oo h or wireless Zigbee ransmission
- Display wi h backligh
- Au oma ic power off: laser 30s, main uni 180s
- Can work con inuously for 5 hours
- Can s ore 50 groups of measuremen da a

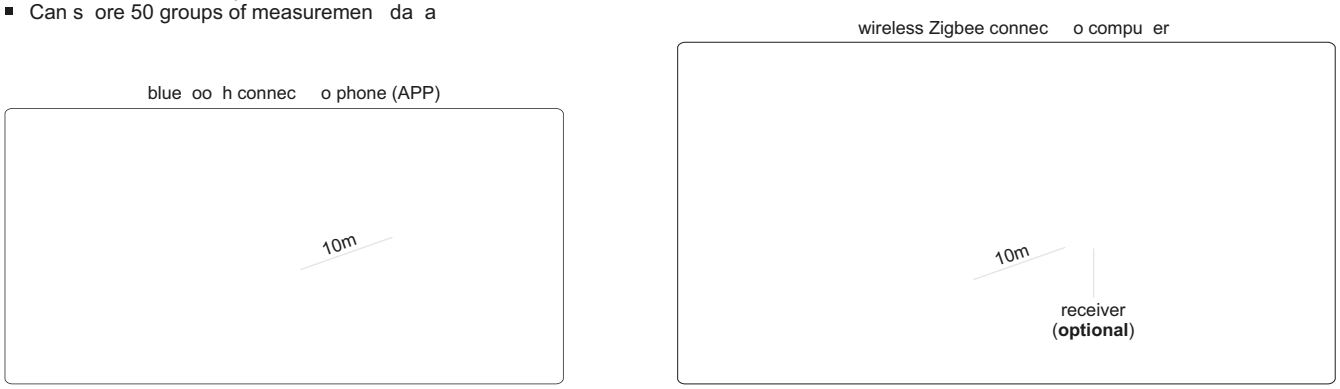

SPECIFICATION

Code		9563-C40	9563-C60	9563-WL40	9563-WL60
Output		blue oo h (da a can be ransmi ed o APP)		wireless Zigbee (op ional receiver required: code**7315-2/3/6/7/8/9**) (da a can be ransmi ed o excel, word, x e c)	
igital measuring tape	range	5m			
	resolution	0 001m			
	accuracy	±1 5mm			
	blade width	19mm			
	horizontal stand-out	≥1 8m			
Laser distance meter	range	40m	60m	40m	60m
	resolution	0 001m			
	accuracy	±(3+D/20)mm, D: measured dis ance, uni : m			
	units	m, f , in, f +in			
	laser type	630~670nm, <1mW, class 2			
	measurement function	single, con inuous, area, volume, py hagoras measuremen			
Operation temperature		0~40°C			
Storage temperature		-10~60°C			
Power supply		buil -in rechargeable li hium ba ery			
imension (L×W×H)		95×74×56mm			
Weight		313g			

https://precishop.hu

MEASURING TAPES

gradua ion

- Non-glare nylon surface for wear resis ance
- Accuracy: ±(0 3+0 2L)mm (L is he measured leng h rounded up o he nex whole me er), mee MI-008 of DIRECTIVE 2014/32/EU

7140-5

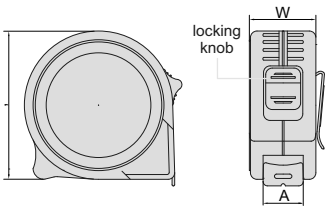

Individual (1 pc per package)

Code	Range	Graduation	Width of tape A	W	H
7140-3	0-3m	1mm	16mm	28mm	62mm
7140-5	0-5m	1mm	19mm	30mm	68mm
7140-8	0-8m	1mm	25mm	38mm	78mm

Set (12 pcs per package)

Code	Range	Graduation	Width of tape A	W	H
7140-3A	0-3m	1mm	16mm	28mm	62mm
7140-5A	0-5m	1mm	19mm	30mm	68mm
7140-8A	0-8m	1mm	25mm	38mm	78mm

MEASURING TAPES (BASIC TYPE)

gradua ion



- Non-glare nylon coa ing ape, wear resis ance
- Accuracy: ±(0 3+0 2L)mm (L is he measured leng h rounded up o he nex whole me er), mee MI-008 of DIRECTIVE 2014/32/EU

7142-5

Individual (1 pc per package)

Code	Range	Graduation	Width of tape A	W	H
7142-5	0-5m/0-16f	1mm, 1/16"	19mm	31mm	64mm

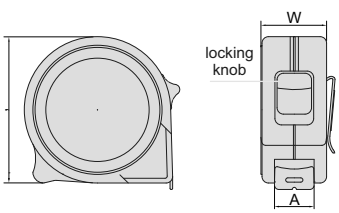

Set (12 pcs per package)

Code	Range	Graduation	Width of tape A	W	H
7142-5A	0-5m/0-16f	1mm, 1/16"	19mm	31mm	64mm

SELF A HESIVE MEASURING TAPES

ype of reading

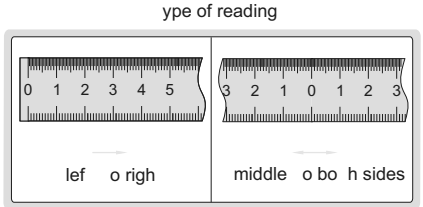

self adhesive back

- Self adhesive back
- S eel ape, non-glare coa ing, wear resis ance

7139-50

Code	Range (L)	Graduation	Accuracy	Type of reading
7139-50	50-0-50cm	1mm	±0 2mm	middle o bo h sides
7139-100	0-100cm	1mm	±0 4mm	lef o righ

Uni : mm

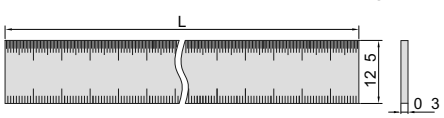

https://precishop.hu

LONG MEASURING TAPE

gradua ion

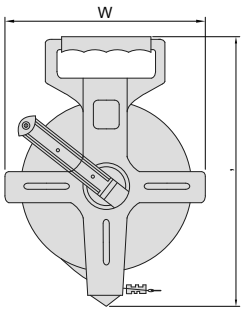

- ,igh ensile s reng h fibreglass ape
- Nylon coa ing ape, wear resis ance
- Accuracy: ±(0 3+0 2L)mm (L is he measured leng h rounded up o he nex whole me er), mee MI-008 of DIRECTIVE 2014/32/EU

7143-50

Code	Range	Graduation	Width of tape	W	H
7143-50	0-50m/0-165f	1mm, 1/8"	13mm	220mm	320mm

MEASURING WHEEL (BASIC TYPE)

- ABS plas ic frame, wear-resis an PU ire
- Three-sec ion adjus able handle

rese
coun er
ver ical poin er
suppor

7144-1

Uni : mm

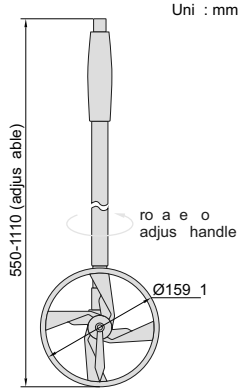

Code	Range	Resolution
7144-1	0 1-9999 9m	0 1m

MEASURING WHEEL

coun er
rese
brake

- ABS plas ic frame, wear-resis an PU ire
- Two-sec ion foldable handle


af er folding


backpack (included)

rese
coun er
ver ical
poin er
suppor

7145-1

Uni : mm

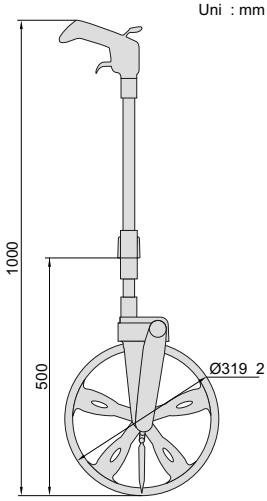

Code	Range	Resolution
7145-1	0 1-9999 9m	0 1m

https://precishop.hu

IGITAL MEASURING WHEEL

IP WATERPROOF

VIDEO

scriber

7146-10

- IP40 dus /wa erproof
- Measuring leng h of curve
- Four measuremen modes: leng h, rec angle area, diame er of circle, cube
- Resolu ion: 0 001m/0 01f
- Bu on func ion: on/off, mm/inch, one or wo sides se , measuremen mode conversion, measuremen
- Ba ery CR2032, au oma ic power off

Code	Range	Accuracy
7146-10	0-10m/0-32 8f	±0 3%L (L is he measured leng h)

Uni : mm

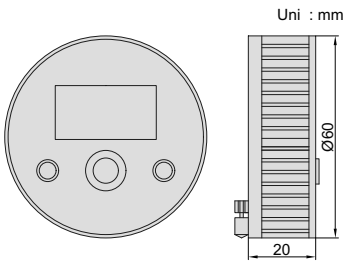

RIGI RULES

INSIZE PLUS
MADE IN USA

- Rigid rules
- Hradua ion on fron and back sides
- Made of special s eel
- Sa in chrome pla ed

7122-300

Code	Range (L)	Graduation	Accuracy	W	T
7122-150	150mm	0 5mm/1mm	+0 10/-0 09mm	18 50mm	1mm
7122-300	300mm	0 5mm/1mm	+0 13/-0 09mm	24 50mm	1mm
7122-600	600mm	0 5mm/1mm	+0 18/-0 09mm	29 50mm	1mm

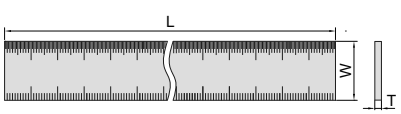

RIGI RULE

7113-300A



groove on he back

- Rigid rules
- Wi h groove on he back, sui able for combina ion square se **2278** series)
- Sa in chrome pla ed

Code	Range	Graduation		Accuracy	L
		front	back		
7113-300A	300mm/12"	0 5mm and 1/32"	1mm and 1/64"	±0 15mm	300mm

Uni : mm

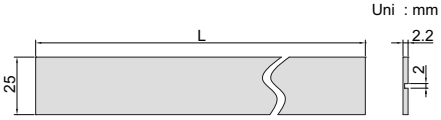

https://precishop.hu

FLEXIBLE RULES

INSIZE PLUS
MADE IN USA

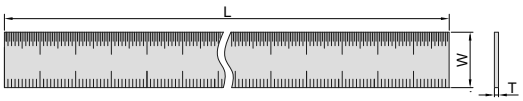

7121-150

- Can be used in he way of bending
- Gradua ion on fron and back sides
- Made of s eel
- Sa in chrome pla ed

Code	Range (L)	Graduation	Accuracy	W	T
7121-150	150mm	0 5mm/1mm	+0 10/-0 09mm	12 50mm	0 40mm
7121-300	300mm	0 5mm/1mm	+0 13/-0 09mm	12 50mm	0 40mm
7121-600	600mm	0 5mm/1mm	+0 18/-0 09mm	19 50mm	0 50mm

can be used in he way of bending

POCKET RULE WITH SLI ING CLIP

- Wi h sliding clip, clip can be inser ed in he pocke , also can be used as dep h gage base
- Inch/me ric conversion able on he back
- Made of s ainless s eel

7119-150

Uni : mm

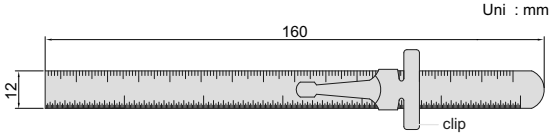

Code	Range	Graduation	Accuracy
7119-150	150mm/6"	1mm, 1/64"	±0 3mm

TAPER GAGE AN STEEL RULER SET

use he aper gage o measure slo wid h

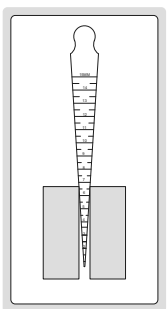

fron back

4829-1

Uni :mm

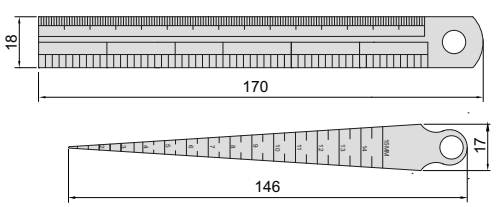

- Diame er correc ion able on he aper gage back
- Made of s ainless s eel

use he aper gage o measure diame er of hole

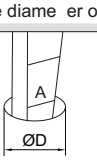

when measuring diame er of holes, correc ion on reading is needed due o he hickness of aper gage for example, when reading A is 14 96mm, diame er ØD is 15mm

Code	Tool	Range	Graduation	Accuracy
4829-1	aper gage	0 8-15mm	0 1mm	±0 05mm
	s eel ruler	150mm/6"	1 0mm	±0 18mm

https://precishop.hu

STEEL RULES

POPULAR MODEL

7110-300

- Hradua ion: 0 5mm, 1mm, 1/64", 1/32", 1/16"
- Rigid rules
- Made of s ainless s eel
- Non-glare surface

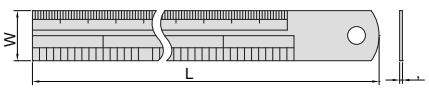

Individual (1 pc per package) **(mm)**

Code	Range	Accuracy	L	W	H	Remark
7110-150	150mm/6"	±0 18mm	170	18	1 0	gradua ion on fron and back
7110-200	200mm/8"	±0 18mm	220	18	1 0	gradua ion on fron and back
7110-300	300mm/12"	±0 27mm	330	25	1 0	gradua ion on fron and back
7110-3001	300mm/12"	±0 27mm	325	30	1 0	gradua ion on fron and back
7110-500	500mm/20"	±0 40mm	530	30	1 2	gradua ion on fron and back
7110-600	600mm/24"	±0 50mm	630	30	1 2	gradua ion on fron and back
7110-1000	1000mm/40"	±0 50mm	1040	32	1 5	gradua ion on fron and back
7110-1200	1200mm/48"	±0 80mm	1240	35	1 8	gradua ion on fron
7110-1500	1500mm/60"	±1 00mm	1550	38	1 8	gradua ion on fron
7110-2000	2000mm/80"	±1 00mm	2065	40	2 0	gradua ion on fron

Set **(mm)**

Code	Range	Accuracy	L	W	H	Remark	Quantity per package
7110-150A	150mm/6"	±0 18mm	170	18	1 0	gradua ion on fron and back	10 pcs
7110-200A	200mm/8"	±0 18mm	220	18	1 0	gradua ion on fron and back	10 pcs
7110-300A	300mm/12"	±0 27mm	330	25	1 0	gradua ion on fron and back	5 pcs
7110-3001A	300mm/12"	±0 27mm	325	30	1 0	gradua ion on fron and back	5 pcs
7110-500A	500mm/20"	±0 40mm	530	30	1 2	gradua ion on fron and back	5 pcs
7110-600A	600mm/24"	±0 50mm	630	30	1 2	gradua ion on fron and back	5 pcs
7110-1000A	1000mm/40"	±0 50mm	1040	32	1 5	gradua ion on fron and back	5 pcs
7110-1200A	1200mm/48"	±0 80mm	1240	35	1 8	gradua ion on fron	5 pcs
7110-1500A	1500mm/60"	±1 00mm	1550	38	1 8	gradua ion on fron	5 pcs
7110-2000A	2000mm/80"	±1 00mm	2065	40	2 0	gradua ion on fron	5 pcs

ALUMINUM RULES

- Made of aluminum, oxidized surface

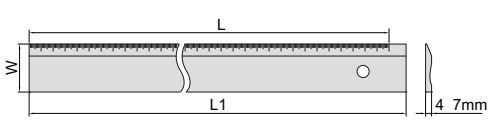

Code	Range (L)	Graduation	Accuracy	L1	W
7123-300	300mm	1mm	±0 5mm	321mm	50mm
7123-600	600mm	1mm	±0 9mm	624mm	50mm
7123-1000	1000mm	1mm	±0 9mm	1024mm	50mm

7123-300

https://precishop.hu

COMBINATION SQUARE (ECONOMIC TYPE)

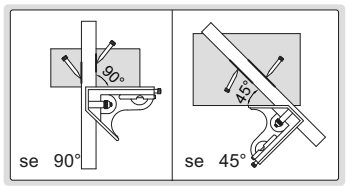

- Square head (made of zinc):
  se he blade a 90° or 45° o an edge of a workpiece
  accuracy: ±0 5°
- Blade (made of s ainless s eel):
  range: 300mm/12",
  gradua ion: 1mm and 1/32" on fron face,1mm and 1/16" on back face

2276-300

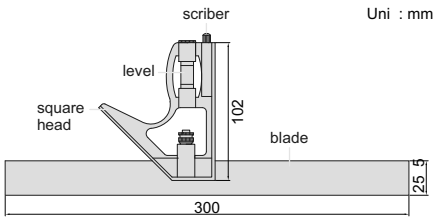

Code
2276-300

COMBINATION SQUARE SET (OPEN TYPE PROTRACTOR)

pro rac or can ro a e 360°

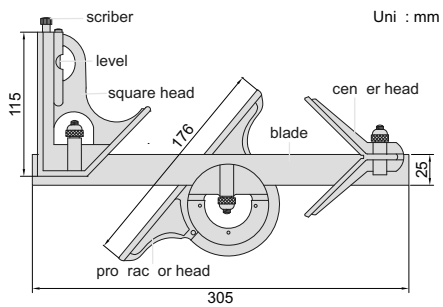

2274-4

- Cen er head (made of cas iron):
  o loca e cen er of cylinders wi h diame er (Ød): 30-100mm
  accuracy: ±0 15mm
- Pro rac or head (made of cas iron):
  se he blade a desired angle o an edge of a workpiece, and can be used o measure angles
  range: 0-180°
  accuracy: ±20min
- Square head (made of cas iron):
  se he blade a 90° or 45° o an edge of a workpiece
  accuracy: ±8min for 90° square,
  ±10min for 45° square
- Blade (made of s ainless s eel):
  range: 300mm/12",
  gradua ion: 0 5mm and 1/32" on fron face,
  1mm and 1/64" on back face
- Op ional accessory: rigid rule (code**7113**)

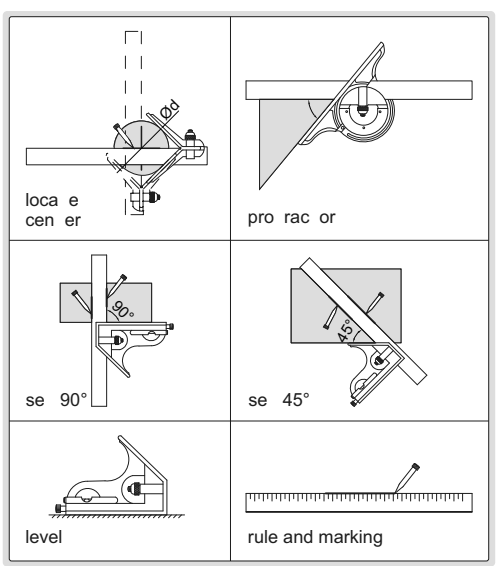

Code	Remark
2274-4	4-piece se

https://precishop.hu

COMBINATION SQUARE SETS (CLOSE TYPE PROTRACTOR)

2278-2

2278-3

2278-180

- Cen er head (made of cas iron):
  o loca e cen er of cylinders wi h diame er (Ød): 30-100mm
  accuracy: ±0 15mm
- Pro rac or head (made of cas iron):
  se he blade a desired angle o an edge of a workpiece,
  and can be used o measure angles
  range: 0-180°
  accuracy: ±20min
- Square head (made of cas iron):
  se he blade a 90° or 45° o an edge of a workpiece
  accuracy: ±8min for 90° square,
  ±10min for 45° square
- Blade (made of s ainless s eel):
  range: 300mm/12",
  gradua ion: 0 5mm and 1/32" on fron face,
  1mm and 1/64" on back face
- Op ional accessory: rigid rule (code**7113**)

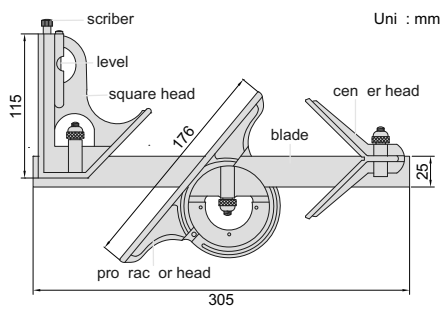

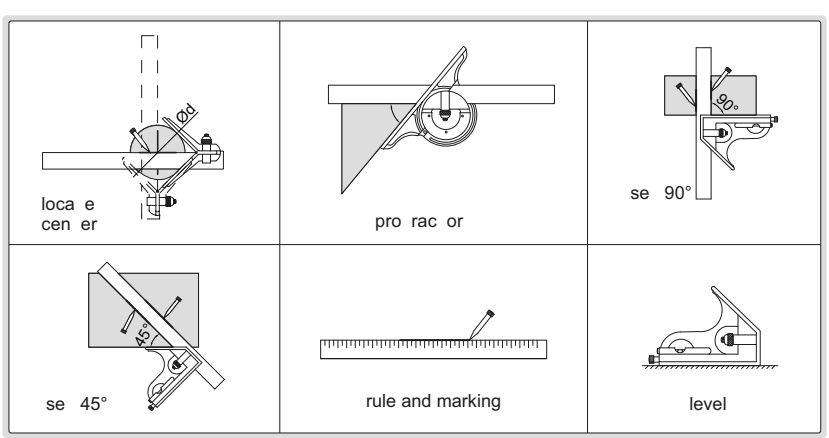

Code	Remark
2278-2	2-piece se
2278-3	3-piece se
2278-180	4-piece se

https://precishop.hu

PLASTIC ANGLE SQUARE

- Leng h range: 0-7", gradua ion: 1/8"
- Angel range: 0-90°, gradua ion: 1°

Code	Size (L×W)	Accuracy of angle
2282-180	180×185mm	±0 3°

2282-180

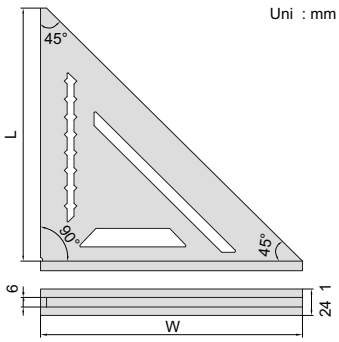

T-BEVEL

blade can ro a e 360°

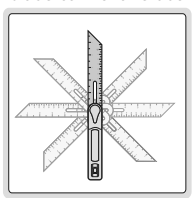

- Easy- o-read vial
- The blade can move and can be locked by he clamping screw
- S ainless s eel blade
- Tough rubber handle
- Cen ime er/inch gradua ions

2281-360

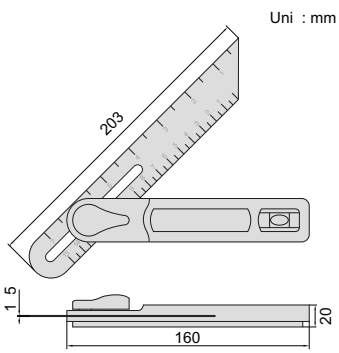

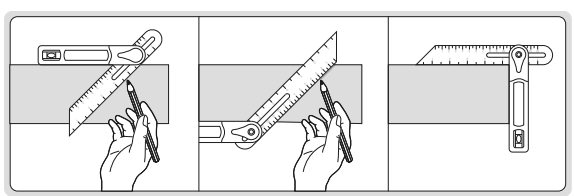

Code	Angle mark	Accuracy of angle
2281-360	15°, 30°, 45°, 60°, 90°	±1°

MARKING GAGES

7120-200A

- Made of carbon s eel
- Sa in chrome pla ed

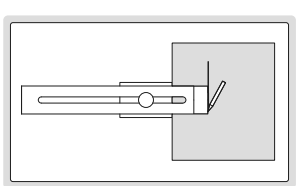

Code	Range	Graduation	Accuracy	L	W
7120-200A	0-200mm	0 1mm	±0 1mm	250mm	40mm
7120-250A	0-250mm	0 1mm	±0 1mm	300mm	40mm
7120-300A	0-300mm	0 1mm	±0 1mm	350mm	40mm

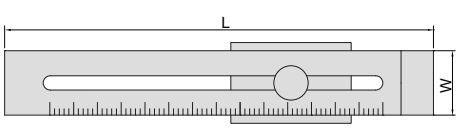

https://precishop.hu

T-SHAPE MARKING GAGE

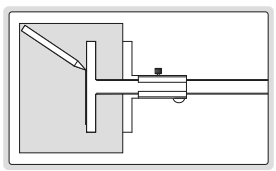

1275-150B

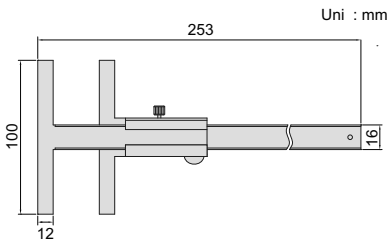

- Made of s ainless s eel
- Sa in chrome pla ed reading surface

Code	Range	Graduation	Accuracy
1275-150B	0-150mm	0 02mm	±0 04mm

CENTER MARKING GAGES

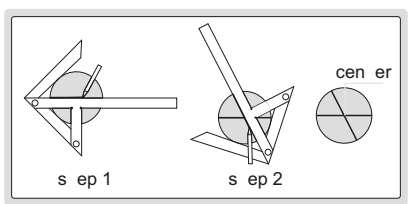

7205-100

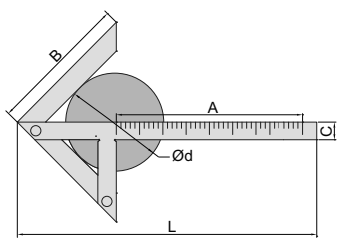

Code	Size (AxB)	iameter of shafts (Ød)	Accuracy	C	L
7205-100	100x70mm	4-90mm	±0 15mm	12mm	153mm
7205-150	150x130mm	4-190mm	±0 15mm	15mm	245mm
7205-200	200x150mm	6-220mm	±0 15mm	15mm	310mm
7205-300	300×180mm	6-270mm	±0 15mm	20mm	435mm

- Marking he cen er of round pla es and shaf s
- Made of s ainless s eel
- Sa in chrome pla ed

LOCATOR

INSIZE PLUS
MADE IN USA

VIDEO

2849-90

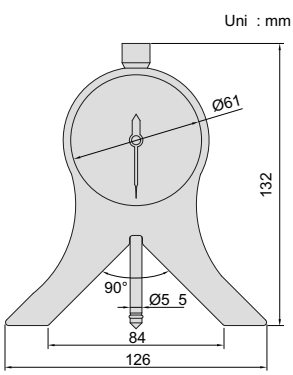

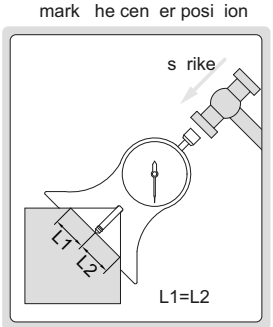

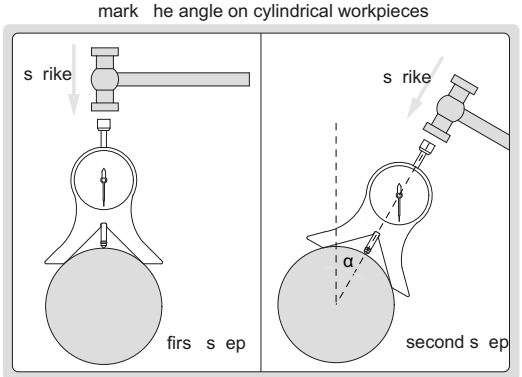

- Mark he posi ion when drilling, milling or welding, sui able for cylindrical and rec angular workpieces
- The punch hardness is ,RC59-63
- Op ional accessory: punch (code**2849-P1**)

Code	Range	Graduation	Accuracy	ial reading
2849-90	4×90°	1°	±1°	0-90-0-90-0

https://precishop.hu

SCRIBING CALIPER

- Made of s ainless s eel
- Sa in chrome pla ed reading surface
- Carbide scriber ip
- Op ional accessory: carbide scriber ip (code **SP-SCRIBER-7202**)

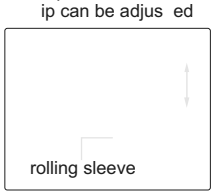

7202-200A

Code	Range	Graduation	Accuracy
7202-200A	0-200mm/0-8"	0 1mm, 1/128"	±0 1mm

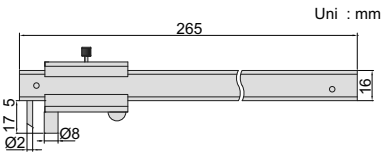

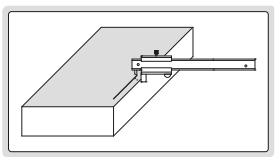

IGITAL SCRIBING CALIPERS

DATA OUTPUT

- Non wa erproof
- The carbide- ipped jaws facili a e scribing on workpieces
- Resolu ion: 0 01mm/0 0005"
- Bu ons: on/off, zero, mm/inch
- Au oma ic power off, move he digi al uni o urn on power
- Ba ery CR2032
- Made of s ainless s eel

1166-150A

With data interface (data output cable code 7315-21 need receiver page 4, **7302-21** page 12, **optional)**

Code	Range	Accuracy
1166-150A	0-150mm/0-6"	±0 03mm

Built-in wireless (receiver code 7315-2/3/6/7/8/9 is required)

Code	Range	Accuracy
1166-150AWL	0-150mm/0-6"	±0 03mm

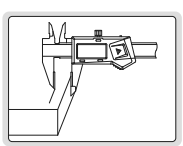

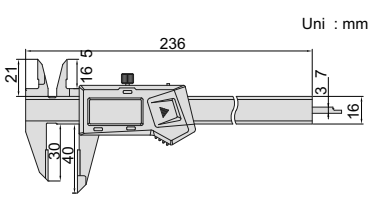

SCRIBING CALIPER

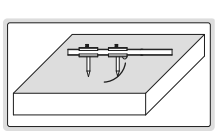

7203-300A

- Made of s ainless s eel
- Sa in chrome pla ed reading surface
- ,ardened scriber ips

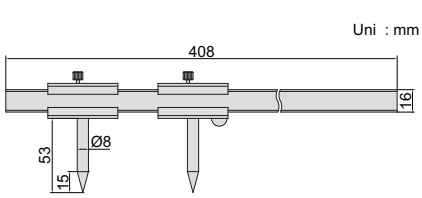

Code	Range	Graduation	Accuracy
7203-300A	51-300mm	0 1mm	±0 1mm

https://precishop.hu

HEIGHT SCRIBER

- Hrooved bo om for cylinders
- Two pins o be se agains he edge of surface pla e

Code
6990-300A

6990-300A

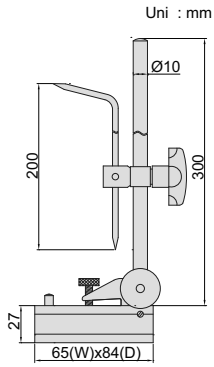

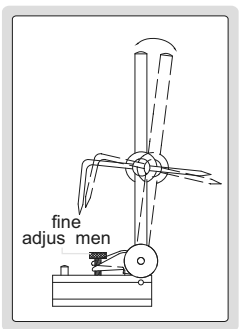

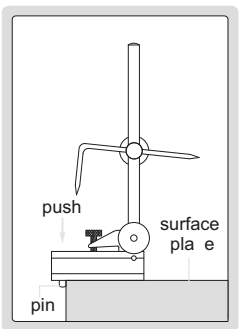

SCRIBERS

- **7230** and **7231** are nickel pla ed, **7232** is zinc-pla ed

Code	Tip
7230	hardened ips
7231	hardened ip
7232	carbide ip

7230

7231

7232

clip

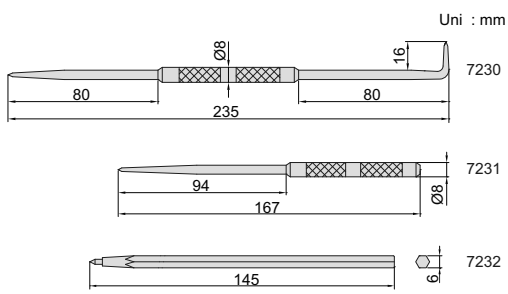

PRECISION SCREW RIVER SET CO E ISGF-0901

- Includes:
  4 pcs "–": 1 4mm, 2 0mm, 2 4mm, 3 0mm
  2 pcs "+": 0#, 1#
- Ro a ing cap
- Ma erial: CRV, hardness: ,RC52~56

ISGF-0901

packaging



LE FLASHLIGHT CO E ISGF-0501

- Toshiba high performance LED
- Powered by 3x AAA ba eries (ba eries are no included)
- Max ou pu : 120 lumens
- Ba ery life: 4 hours
- Beam dis ance: 70 me ers
- IP54 dus /wa erproof

ISGF-0501

packaging



https://precishop.hu

M ASURING TOOLS R PAIR TOOL S T

- For repairing of calipers, micrometers and indicators
- Incl ding:
  1) Slotted screwdriver, 1.4×20mm
  2) Slotted screwdriver, 2.0×20mm
  3) Slotted screwdriver, 2.4×25mm
  4) Slotted screwdriver, 3.0×25mm
  5) Cross screwdriver, 0#×25mm
  6) Cross screwdriver, 1#×25mm
  7) Magnetizer and demagnetizer
  8) Pointed tweezer, 125mm
  9) Mini needle-nose pliers, 5"
  10) Extended flat head allen wrench, 1.5×80mm
  11) Extended flat head allen wrench, 2.5×94mm
  12) Extended flat head allen wrench, 3×92mm
  13) Needle p ller, 3 pcs
  14) Copper hammer, 126g
  15) Copper rod, Ø10×60mm
  16) Dial face s ction c p, Ø30mm
  17) Oil stone, 100×20×10mm
  18) Cleaning br sh
  19) Micrometer wrench
  20) Three point inside micrometer rod wrench, 2 pcs
  21) Anti r st oil, 30ml
  22) Special anti r st oil for micrometers, 30ml
  23) D st free cloth, 5 pcs

7338-1

ode
7338-1

2-PIECE MEASURING TOOL SETS

- Incl des:
  1) Vernier caliper, range 0-150mm/0-6", grad ation 0.05mm/1/128" (code **1205-150S**) for **5021**, grad ation 0.02mm/0.001" (code **1205-1502S**) for **5021-2**
  2) O tside micrometer, range 0-25mm, grad ation 0.01mm (code **3202-25A**)

Code	Remark
5021	vernier caliper, grad ation 0.05mm/1/128" (code **1205-150S**)
5021-2	vernier caliper, grad ation 0.02mm/0.001" (code **1205-1502S**)

5021

2-PIECE MEASURING TOOL SET

- Incl des:
  1) Digital caliper, range 0-150mm/0-6", resol tion 0.01mm/0.0005" (code **110 -150**)
  2) Digital o tside micrometer, range 0-25mm/0-1", resol tion 0.001mm/0.00005" (code **310 -25A**)

Code
5022

5022

https://precishop.hu

2-PIECE MEASURING TOOL SET

- Incl des:
  1) Dial test indicator, range 0.8mm, grad ation 0.01mm (code **23 0-0**)
  2) Magnetic stand

5023

Code
5023

2-PIECE MEASURING TOOL SET

- Incl des:
  1) Dial indicator, range 10mm, grad ation 0.01mm (code **230 -10A**)
  2) Magnetic stand (code **6201-60**)

5024

Code
5024

3-PIECE MEASURING TOOL SET

- Incl des:
  1) Digital indicator, range 12.7mm/0.5", resol tion 0.01mm/0.0005" (code **2112-10**)
  2) Flex arm
  3) Locking pliers, adj stable jaw opening from 0 to 25mm

5031

Code
5031

3-PIECE MEASURING TOOL SET

- Incl des:
  1) Vernier caliper, range 0-150mm grad ation 0.02mm (code **1205-1501S**)
  2) O tside micrometer, range 0-25mm, grad ation 0.01mm (code **3203-25A**)
  3) Steel r le, range 150mm/6", grad ation 0.5mm, 1mm, 1/64", 1/32", 1/16" (code **7110-150**)
  4) D st free gloves and d st free cloth

d st free gloves and
d st free cloth

5032

Code
5032

https://precishop.hu

4-PIECE MEASURING TOOL SETS

5041

- Incl des:
  1) Vernier caliper, range 0-150mm/0-6", grad ation 0.05mm/1/128" (code **1205-150S**) for **5041**, grad ation 0.02mm/0.001" (code **1205-1502S**) for **5041-2**
  2) O tside micrometer, range 0-25mm, grad ation 0.01mm (code **3202-25A**)
  3) 90° beveled edge sq are, 100x70mm, grade 0 (code **47 0-1000**)
  4) Steel r le, 150mm/6" (code **7110-150**)

Code	Remark
5041	vernier caliper, grad ation 0.05mm/1/128" (code **1205-150S**)
5041-2	vernier caliper, grad ation 0.02mm/0.001" (code **1205-1502S**)

4-PIECE MEASURING TOOL SET

5042

- Incl des:
  1) Digital caliper, range 0-150mm/0-6", resol tion 0.01mm/0.0005" (code **110 -150**)
  2) O tside micrometer, range 0-25mm, grad ation 0.01mm, (code **3202-25A**)
  3) 90° beveled edge sq are, 100x70mm, grade 0 (code **47 0-1000**)
  4) Steel r le, 150mm/6" (code **7110-150**)

Code
5042

5-PIECE MEASURING TOOL SET

5051

- Incl des:
  1) Digital caliper, range 0-150mm/0-6", resol tion 0.01mm/0.0005", (code **110 -150**)
  2) O tside micrometer, range 0-25mm, grad ation 0.01mm (code **3203-25A**)
  3) Dial indicator, range 10mm, grad ation 0.01mm (code **230 -10A**)
  4) Magnetic stand (code **6201-60**)
  5) Micrometer stand (code **6300**)

Code
5051

5-PIECE MEASURING TOOL SET

5052

- Incl des:
  1) Digital caliper, range 0-150mm/0-6", resol tion 0.01mm/0.0005" (code **110 -150**)
  2) Digital o tside micrometer, range 0-25mm/0-1", resol tion 0.001mm/0.00005" (code **310 -25A**)
  3) Digital indicator, range 12.7mm/0.5", resol tion 0.01mm/0.0005" (code **2112-10**)
  4) Magnetic stand (code **6201-60**)
  5) Micrometer stand (code **6300**)

Code
5052

https://precishop.hu

6-PIECE MEASURING TOOL SET

- Incl des:
  1) Digital caliper, range 0-150mm/0-6", resol tion 0.01mm/0.0005" (code **110 -150**)
  2) O tside micrometer, range 0-25mm, grad ation 0.01mm (code **3202-25A**)
  3) Dial indicator, range 10mm, grad ation 0.01mm (code **230 -10FA**)
  4) 90° beveled edge sq are, 100x70mm, grade 0 (code **47 0-1000**)
  5) Scriber (code **7230**)
  6) Steel r le, 150mm/6" (code **7110-150**)

5061

Code
5061

6-PIECE MEASURING TOOL SET

- Incl des:
  1) Digital caliper, range 0-150mm/0-6" resol tion 0.01mm/0.0005" (code **110 -150**)
  2) O tside micrometer, range 0-25mm grad ation 0.01mm (code **3202-25A**)
  3) 90° beveled edge sq are, 100x70mm grade 00 (code **47 0-0100**)
  4) Straight edge, 100mm (code **4700-100**)
  5) Spring divider, 150mm (code **7260-150**)
  6) Steel r le, 200mm/8" (code **7110-200**)

5062

Code
5062

6-PIECE MEASURING TOOL SETS

- Incl des:
  1) Vernier caliper, range 0-150mm/0-6", grad ation 0.05mm/1/128" (code **1205-150S**) for **5063**, grad ation 0.02mm/0.001" (code **1205-1502S**) for **5063-2**
  2) O tside micrometer, range 0-25mm grad ation 0.01mm (code **3202-25A**)
  3) 90° beveled edge sq are, 100x70mm grade 00 (code **47 0-0100**)
  4) Straight edge, 100mm (code **4700-100**)
  5) Spring divider, 150mm (code **7260-150**)
  6) Steel r le, 200mm/8" (code **7110-200**)

5063

Code	Remark
5063	vernier caliper, grad ation 0.05mm/1/128" (code **1205-150S**)
5063-2	vernier caliper, grad ation 0.02mm/0.001" (code **1205-1502S**)

https://precishop.hu

-PIECE MEASURING TOOL SET

- Incl des:
  1) Digital caliper, range 0-150mm/0-6", resol tion 0.01mm/0.0005" (code **110 -150**)
  2) Digital o tside micrometer, range 0-25mm/0-1", grad ation 0.001mm/0.00005" (code **310 -25A**)
  3) Dial test indicator, range 0.8mm, grad ation 0.01mm (code **23 0-0**)
  4) Magnetic stand (code **6201-60**)
  5) Parallel/sq are set, 75x50x25mm (code **6531-25**)
  6) Steel r le, 150mm/6" (code **7110-150**)
  7) Depth base attachment (code **6140**)
  8) Zero setting bar for depth base attachment

Code
50 1

50 1

-PIECE MEASURING TOOL SET

- Incl des:
  1) Digital caliper, range 0-150mm/0-6", resol tion 0.01mm/0.0005" (code **110 -150**)
  2) O tside micrometer, range 0-25mm, grad ation 0.01mm (code **3202-25A**)
  3) Protractor, range 0-180°, grad ation 1° (code **47 -1 0**)
  4) Pitch ga ge, range 0.25-7mm, 24 pcs, metric 60° thread (code **4 20-124**)
  5) Radi s ga ge, range 1-7mm (code **4 01-17**)
  6) Feeler ga ge, range 0.05-1.00mm, 20 pcs (code **4602-20**)
  7) 90° beveled edge sq are, 100x70mm, grade 0 (code **47 0-1000**)
  8) Scriber (code **7230**)
  9) Steel r le, 150mm/6" (code **7110-150**)

50 1

Code
50 1

13-PIECE MEASURING TOOL SET

- Incl des:
  1) Digital caliper, range 0-150mm/0-6", resol tion 0.01mm/0.0005" (code **110 -150**)
  2) O tside micrometer, range 0-25mm, grad ation 0.01mm (code **3202-25A**)
  3) Dial indicator, range 10mm, grad ation 0.01mm (code **230 -10A**)
  4) Magnetic stand (code **6201-60**)
  5) Protractor, range 0-180°, grad ation 1° (code **47 -1 0**)
  6) Pitch ga ge, range 0.25-7mm, 24 pcs, metric 60° thread (code **4 20-124**)
  7) Radi s ga ge, range 1-7mm (code **4 01-17**)
  8) Feeler ga ge, range 0.05-1.00mm, 20 pcs (code **4602-20**)
  9) 90° beveled edge sq are, 100x70mm, grade 0 (code **47 0-1000**)
  10) Scriber (code **7230**)
  11) Steel r le, 150mm/6" (code **7110-150**)
  12) Depth base attachment (code **6140**)
  13) Zero setting bar for depth base attachment

5013

Code
5013

https://precishop.hu


Granite Sur ace P ates
Page 450


Jack Sets For Granite Sur ace P ates
Page 451


Stands For Granite Sur ace P ates
Page 451

Magnetic Rectangu ar B ocks
Page 452


V b ocks
Page 452 456


Magnetic V b ocks
Page 456 458


Magnetic Induction V b ocks
Page 458


Squares With V Groove
Page 459


Permanent Magnetic Chucks
Page 459


Para e s
Page 460 462


Para e /Square Sets
Page 462


Magnetic Induction Para e Sets
Page 463


Ang e P ate Sets
Page 463


Adjustab eAng e B ocks
Page 464


Right Ang e P ates
Page 464 465


Sine Bars
Page 465

https://precishop.hu

Sine Tab es
Page 466

Precision Sine Vises
Page 467 468

Precision Universa Vses
Page 468

Precision Vises
Page 469

Anvi Vses
Page 469

Stages
Page 470 473

https://precishop.hu

GRANITE SURFACE PLATES

INSPECTION CERTIFICATE

CUSTOM-MADE
SUPPLY SPECIAL SIZES ACCORDING TO CUSTOMER'S REQUEST

- Made of Indian granite, high hardness, free from deterioration or dimensional change over time, minimal changes in dimension due to temperature changes
- Meet DIN876, grade 00 is for inspection room or lab, grade 0 is for workshop
- Optional accessory:
  stand for granite surface plate (code **6902**),
  jack for granite surface plate (code **6903**)

6900 132

Grade 00

Code	Size (L×W×H)	F atness	Weight	Max. oad
6900 132	300×200×60mm	2.7μm	11kg	30kg
6900 142*	400×250×60mm	2.9μm	18kg	50kg
6900 144	400×400×60mm	3.1μm	29kg	60kg
6900 153*	500×315×70mm	3.2μm	33kg	60kg
6900 164	630×400×80mm	3.5μm	60kg	65kg
6900 166	630×630×100mm	3.8μm	119kg	75kg
6900 185	800×500×100mm	3.9μm	120kg	100kg
6900 1106*	1000×630×140mm	4.4μm	265kg	200kg
6900 1107*	1000×750×150mm	4.5μm	337kg	300kg
6900 1101*	1000×1000×150mm	4.8μm	450kg	400kg
6900 1128*	1200×800×160mm	4.9μm	461kg	500kg
6900 1161*	1600×1000×180mm	5.8μm	864kg	600kg
6900 1201	2000×1000×220mm	6.5μm	1320kg	650kg
6900 1202*	2000×1500×250mm	7.0μm	2250kg	750kg

Grade 0

Code	Size (L×W×H)	F atness	Weight	Max. oad
6900 032	300×200×60mm	5.4μm	11kg	60kg
6900 042*	400×250×60mm	5.9μm	18kg	100kg
6900 044	400×400×60mm	6.3μm	29kg	120kg
6900 053*	500×315×70mm	6.4μm	33kg	120kg
6900 064	630×400×80mm	7.0μm	60kg	130kg
6900 066*	630×630×100mm	7.6μm	119kg	150kg
6900 085	800×500×100mm	7.8μm	120kg	200kg
6900 0106*	1000×630×140mm	8.7μm	265kg	400kg
6900 0107	1000×750×150mm	9.0μm	337kg	600kg
6900 0101*	1000×1000×150mm	9.7μm	450kg	800kg
6900 0128	1200×800×160mm	9.8μm	461kg	1000kg
6900 0161*	1600×1000×180mm	11.5μm	864kg	1200kg
6900 0201	2000×1000×220mm	12.9μm	1320kg	1300kg
6900 0202*	2000×1500×250mm	14.0μm	2250kg	1500kg

*Supplied with manufacturer inspection certificate

https://precishop.hu

JACK SET FOR GRANITE SURFACE PLATES

Unit: mm

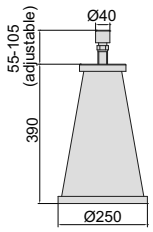

- 5 jacks per set
- Adjustable height
- For large granite surface plates:
  2000×1000×220mm
  (code **6900 0201** and **6900 1201**)
  2000×1500×250mm
  (code **6900 0202** and **6900 1202**)

6903 B

Code
6903 B

STANDS FOR GRANITE SURFACE PLATES

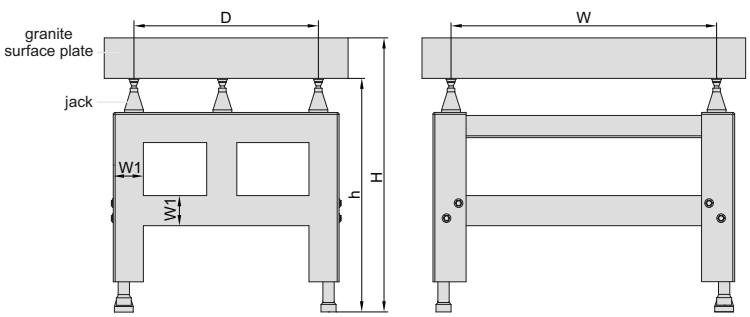

- For medium size granite surface plates
- 5 jacks are included
- Adjusting range of jacks: 25mm
- One foot on the bottom is adjustable

adjustable
foot

6902 64A

Low stands (mm)

Code	For granite sur ace p ate	W	D	H (with granite sur ace p ate)	h (without granite sur ace p ate)	W1
6902 64A	630×400×80mm (code **6900 064** and **6900 164**)	352	224	775-800	695-720	80
6902 66A	630×630×100mm (code **6900 066** and **6900 166**)	352	352	775-800	675-700	80
6902 85A	800×500×100mm (code **6900 085** and **6900 185**)	448	280	775-800	675-700	80
6902 106A	1000×630×140mm (code **6900 0106** and **6900 1106**)	560	352	755-780	615-640	80
6902 107A	1000×750×150mm (code **6900 0107** and **6900 1107**)	560	420	755-780	605-630	80
6902 101A	1000×1000×150mm (code **6900 0101** and **6900 1101**)	560	560	755-780	605-630	80
6902 128A	1200×800×160mm (code **6900 0128** and **6900 1128**)	672	448	755-780	595-620	80
6902 161A	1600×1000×180mm (code **6900 0161** and **6900 1161**)	896	560	755-780	575-600	100
6902 201A	2000×1000×220mm(code **6900 0201** and **6900 1201**)	1120	560	755-780	535-560	100
6902 202A	2000×1500×250mm(code **6900 0202** and **6900 1202**)	1120	840	755-780	505-530	100

High stands (mm)

Code	For granite sur ace p ate	W	D	H (with granite sur ace p ate)	h (without granite sur ace p ate)	W1
6902 64H	630×400×80mm (code **6900 064** and **6900 164**)	352	224	1000-1025	920-945	80
6902 66H	630×630×100mm (code **6900 066** and **6900 166**)	352	352	1000-1025	900-925	80
6902 85H	800×500×100mm (code **6900 085** and **6900 185**)	448	280	1000-1025	900-925	80
6902 106H	1000×630×140mm (code **6900 0106** and **6900 1106**)	560	352	1000-1025	860-885	80
6902 107H	1000×750×150mm (code **6900 0107** and **6900 1107**)	560	420	1000-1025	850-875	80
6902 101H	1000×1000×150mm (code **6900 0101** and **6900 1101**)	560	560	1000-1025	850-875	80
6902 128H	1200×800×160mm (code **6900 0128** and **6900 1128**)	672	448	1000-1025	840-865	80
6902 161H	1600×1000×180mm (code **6900 0161** and **6900 1161**)	896	560	1000-1025	820-845	100
6902 201H	2000×1000×220mm(code **6900 0201** and **6900 1201**)	1120	560	1000-1025	780-805	100
6902 202H	2000×1500×250mm(code **6900 0202** and **6900 1202**)	1120	840	1000-1025	750-775	100

https://precishop.hu

MAGNETIC RECTANGULAR BLOCKS

HARDENED SURFACES | HIGH PRECISION | STRONG MAGNETIC FORCE

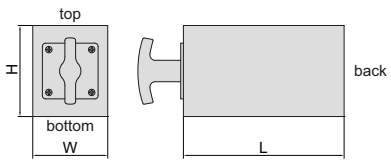

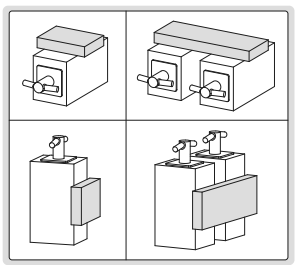

- For grinding, light milling, drilling and inspection of round and square jobs
- Hardened, high accuracy, strong magnetic force
- Working surfaces are hardened to HRC58-62
- Magnetic force on top, bottom and back sides
- Supplied in matched pair

6898 150

Code	Size (L×W×H)	Magnetic orce	Para e ism o top to bottom side	Squareness o top and bottom to back side	Height di erence o a matched pair
6898 100	100×70×70mm	100kgf	5μm	5μm	5μm
6898 150	150×70×85mm	125kgf	5μm	5μm	5μm

V BLOCK SETS

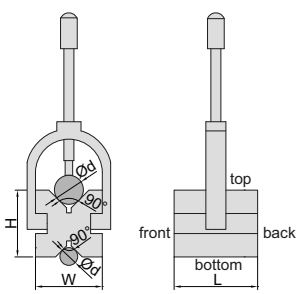

6896 10 **6896 11**

- Hold cylindrical workpieces for inspection and machining
- Two V-blocks per set
- Made of alloy steel
- Hardened to HRC60±2
- V groove on the top for large shafts
- V groove on the bottom for small shafts (except **6896 10**)

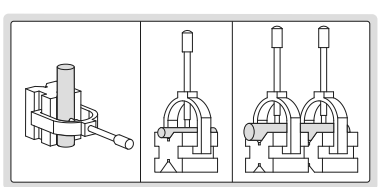

Code	Size (L×W×H)	Range o sha ts (Ød)	Para e ism o both V grooves to top and bottom sides	Squareness o both V grooves to ront and back sides	Height di erence o a matched pair
6896 10	25x20×20mm	3-20mm	3μm	3μm	3μm
6896 11	50×40×40mm	5-30mm	5μm	5μm	5μm
6896 12	80×63×63mm	7-63mm	5μm	5μm	5μm
6896 13	100×80×80mm	7-80mm	5μm	5μm	5μm
6896 14	70×140×140mm	9-140mm	5μm	5μm	5μm

https://precishop.hu

SIDE LIE-DOWN USE IS POSSIBLE

V BLOCK SET

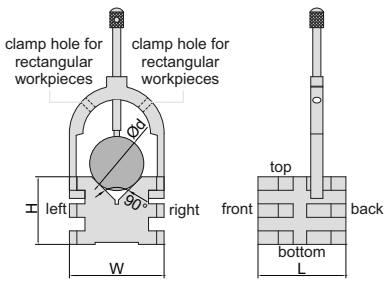

6802 1

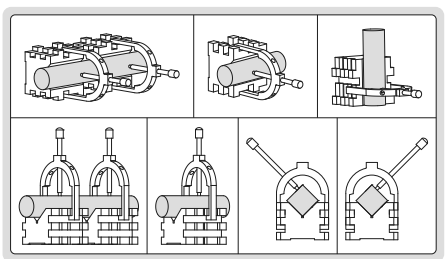

- Hold cylindrical or rectangular workpieces for inspection and machining
- Two V-blocks per set
- Made of alloy steel
- Hardened to HRC60±2
- Applicable for cylinder with diameter (Ød): 5-50mm
- Applicable for rectangular workpieces with thickness: ≤35mm

Code	Size (L×W×H)	Para e ism o V groove to top, bottom, e t, right sides	Squareness o V groove to ront and back sides	Height di erence o a matched pair
6802 1	65×70×50mm	5μm	5μm	5μm

SIDE LIE-DOWN USE IS POSSIBLE

V BLOCK SETS

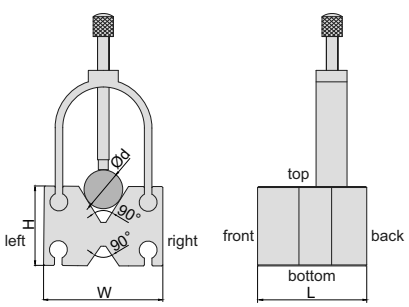

6803 1

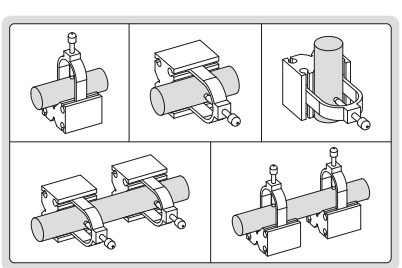

- Hold cylindrical workpieces for inspection and machining
- Two V-blocks per set
- Made of alloy steel
- Hardened to HRC60±2
- V groove on the top for large shafts
- V groove on the bottom for small shafts

Code	Size (L×W×H)	Range o sha ts (Ød)	Para e ism o both V grooves to top, bottom, e t, right sides	Squareness o both V grooves to ront and back sides	Height di erence o a matched pair
6803 1	55×60×40mm	4-35mm	5μm	5μm	5μm
6803 2	65×70×45mm	4-47mm	5μm	5μm	5μm

https://precishop.hu

V BLOCK SET

SIDE LIE-DOWN USE IS POSSIBLE

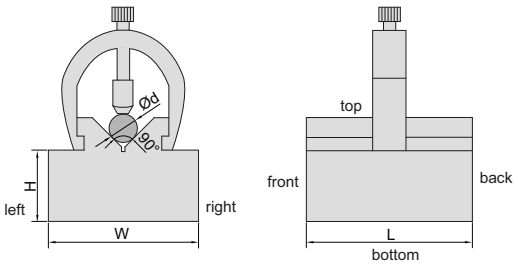

6806 20

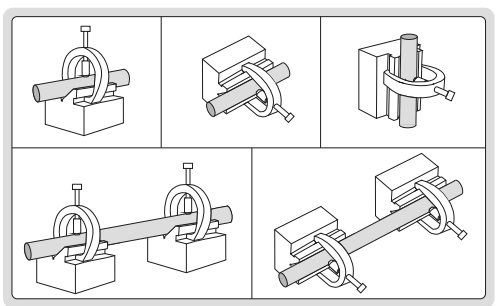

- Hold cylindrical workpieces for inspection and machining
- Two V-blocks per set
- Made of alloy steel
- Hardened to HRC60±2
- Applicable for cylinder with diameter (Ød): 2-20mm

Code	Size (L×W×H)	Para e ism o V groove to bottom, e t, right sides	Squareness o V groove to ront and back sides	Height di erence o a matched pair
6806 20	70×63×46mm	5μm	5μm	5μm

V BLOCK

Unit: mm

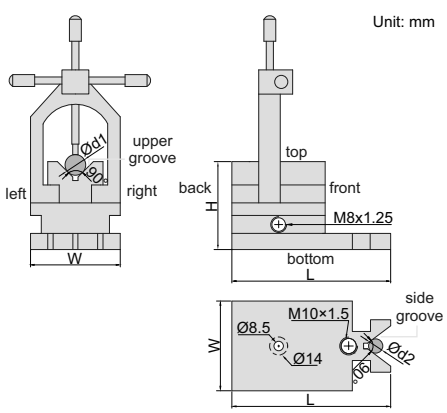

side groove is for shouldered studs and pins

the adjustable screw can support the block and prevent tilting

6804 M2

- Hold cylindrical workpieces for inspection and machining
- Made of alloy steel
- Hardened to HRC60±2

Code	Size (L×W×H)	Range o sha ts (Ød1 and Ød2)	Para e ism o upper groove to bottom, e t and right sides	Squareness o upper groove to back side	Para e ism o side groove to back side
6804 M2	90×48×48mm	5-33mm	5μm	5μm	5μm

https://precishop.hu

V BLOCK SETS

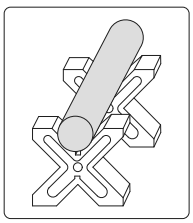

- For positioning cylindrical workpieces
- Two V-blocks per set
- Each V-block has four 90° V-grooves
- Cast iron, hardness HB170-240

6805 2

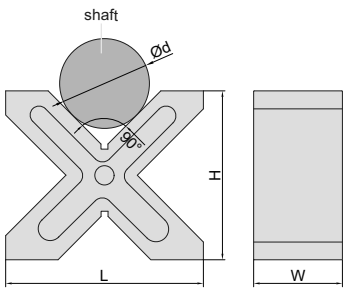

Code	Size (L×H×W)	Range o sha ts (Ød)	Para e ism o our V grooves to a sides	Height di erence o a matched pair
6805 1	150×130×75mm	8-120mm	15μm	20μm
6805 2	200×170×90mm	12-180mm	15μm	20μm

V BLOCK SETS

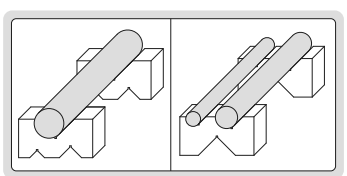

- Two V-blocks per set
- Made of hardened tool steel

6887 3

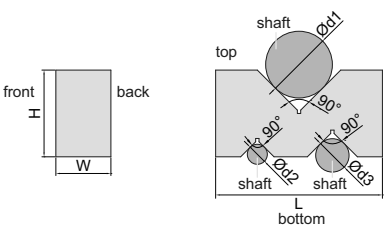

Code	Size (L×W×H)	Range o sha ts (Ød1)	Range o sha ts (Ød2)	Range o sha ts (Ød3)
6887 1	50×19×24mm	3-32mm	3-16mm	3-22mm
6887 2	75×24×35mm	3-50mm	3-20mm	3-32mm
6887 3	100×33×52mm	3-68mm	3-26mm	3-40mm
6887 4	125×44×69mm	3-87mm	3-34mm	3-50mm

Code	Para e ism o three V grooves to top and bottom sides	Height di erence o a matched pair
6887 1	5μm	5μm
6887 2	5μm	5μm
6887 3	5μm	5μm
6887 4	5μm	5μm

ROLLER BEARING V BLOCK SETS

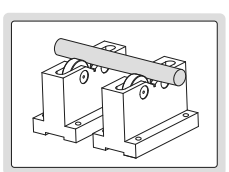

- Runout accuracy: 5μm
- Parallelism of bearings to bottom: 12μm
- Two V-blocks per set
- Workpieces don't get damaged due to bearings
- Suitable for heavy workpieces

6888 1

Unit: mm

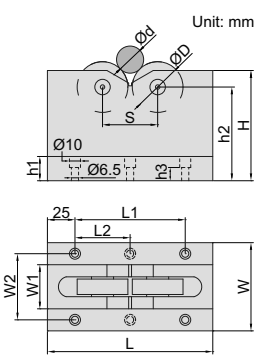

Code	Size (L×W×H)	Code o bearings	Diameter o bearings (ØD)	Range o sha ts (Ød)	Load capacity
6888 1	150×60×100mm	16004 ZZ	42mm	25-70mm	500kg
6888 2	150×80×100mm	6303 ZZ	47mm	5-55mm	1000kg
6888 3	230×100×150mm	6306 ZZ	72mm	70-200mm	1000kg

(mm)

Code	W1	W2	h1	h2	h3	L1	L2	S
6888 1	22	44	20	85	12	100	–	60
6888 2	40	60	22	85	12	100	–	50
6888 3	60	80	30	124	20	180	90	120

https://precishop.hu

GRANITE V BLOCK SETS

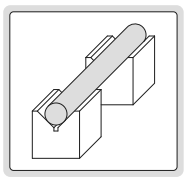

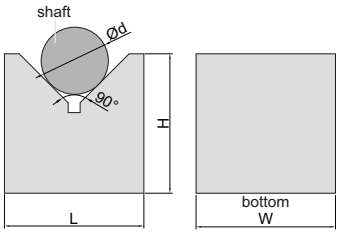

- Two V-blocks per set

6897 1

Code	Size (L×W×H)	Range o sha ts (Ød)	Para e ism o V groove to bottom	Height di erence o a matchet pair
6897 1	70×50×70mm	6-70mm	4μm	5μm
6897 2	100×50×70mm	6-84mm	4μm	5μm

MAGNETIC V BLOCKS (PROFESSIONALTYPE)

HARDENED SURFACES | HIGH PRECISION | STRONG MAGNETIC FORCE

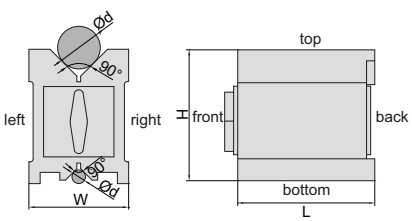

6889 11

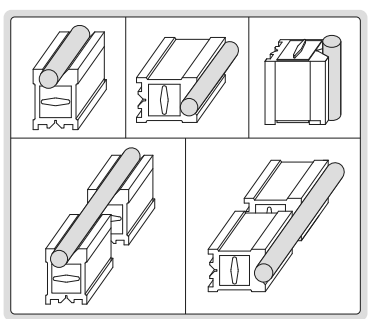

- Hardened, high accuracy, strong magnetic force, for grinding, light milling, drilling and inspection of round and square workpieces
- All working surfaces are hardened to HRC60±2
- Magnetic force on top, bottom and two V grooves
- V groove on the top for large shafts
- V groove on the bottom for small shafts
- Suitable for cast iron surface plates and granite surface plates

6889 1

Individua

Code	Size (L×W×H)	Range o sha ts (Ød)	Magnetic orce	Para e ism o V grooves to top, bottom, e t, right sides	Squareness o V grooves to back side
6889 11	75×56×75mm	5-40mm	85kgf	5μm	5μm
6889 22	100×70×95mm	5-65mm	150kgf	5μm	5μm
6889 33	150×75×100mm	5-70mm	190kgf	6μm	6μm
6889 55	160×125×130mm	5-140mm	220kgf	12μm	12μm
6889 44	200×125×150mm	10-140mm	400kgf	12μm	12μm

Matched pair

Code	Size (L×W×H)	Range o sha ts (Ød)	Magnetic orce	Para e ism o V grooves to top, bottom, e t, right sides	Squareness o V grooves to back side	Height di erence o a matched pair
6889 1	75×56×75mm	5-40mm	85kgf	5μm	5μm	5μm
6889 2	100×70×95mm	5-65mm	150kgf	5μm	5μm	5μm
6889 3	150×75×100mm	5-70mm	190kgf	6μm	6μm	6μm
6889 5	160×125×130mm	5-140mm	220kgf	12μm	12μm	12μm
6889 4	200×125×150mm	10-140mm	400kgf	12μm	12μm	12μm

https://precishop.hu

MAGNETIC V BLOCK (ECONOMIC TYPE)

ATTENTION: NOT SUITABLE FOR STEEL OR IRON SURFACES, OTHERWISE THE MAGNETIC FORCE WILL BE REDUCED

ATTENTION: NOT HARDENED

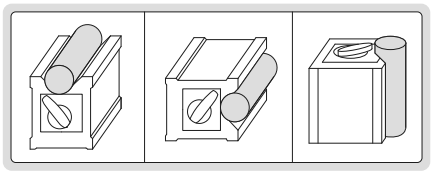

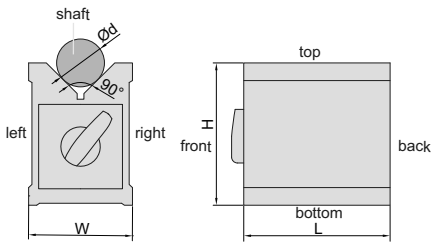

- Hold cylindrical workpieces for inspection and machining
- Supplied in single piece
- Not hardened
- Not suitable for steel or iron surfaces, otherwise the magnetic force will be reduced

6890 702

Code	Size (L×W×H)	Range o sha ts (Ød)	Magnetic orce	Para e ism o V groove to top, bottom, e t and right sides	Squareness o V groove to back side
6890 702	70×60×73mm	6-44mm	56kgf	10μm	10μm

MAGNETIC V BLOCKS (ECONOMIC TYPE)

ATTENTION: NOT SUITABLE FOR STEEL OR IRON SURFACES, OTHERWISE THE MAGNETIC FORCE WILL BE REDUCED

ATTENTION: NOT HARDENED

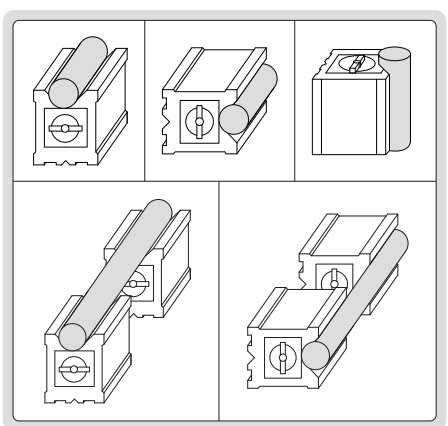

6801 1201

6801 1

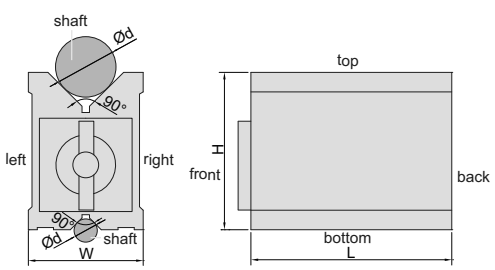

- Hold cylindrical workpieces for inspection and machining
- Not hardened
- V groove on the top for large shafts
- V groove on the bottom for small shafts
- Not suitable for steel or iron surfaces, otherwise the magnetic force will be reduced

Individua

Code	Size (L×W×H)	Range o sha ts (Ød)	Magnetic orce	Para e ism o V grooves to top, bottom, e t, right side	Squareness o V grooves to back side
6801 1201	80×70×95mm	6-67mm	64kgf	10μm	10μm
6801 1202	100×70×95mm	6-67mm	80kgf	10μm	10μm
6801 1203	120×70×95mm	6-67mm	96kgf	10μm	10μm

Matched pair

Code	Size (L×W×H)	Range o sha ts (Ød)	Magnetic orce	Para e ism o V grooves to top, bottom, e t, right side	Squareness o V grooves to back side	Height di erence o a matched pair
6801 1	80×70×95mm	6-67mm	64kgf	10μm	10μm	10μm
6801 2	100×70×95mm	6-67mm	80kgf	10μm	10μm	10μm
6801 3	120×70×95mm	6-67mm	96kgf	10μm	10μm	10μm

https://precishop.hu

MAGNE IC INDUC ION V-BLOCK SE

ATTENTION: NOT HARDENED, DO NOT ROTATE WORKPIECES ON V-BLOCKS

- Hold cylindrical workpieces for inspection and machining
- To e used on magnetic chucks
- Two V- locks per set
- V groove on the top for large shafts
- V groove on the ottom for small shafts
- Hardness HRB70
- Copper magnetic strips

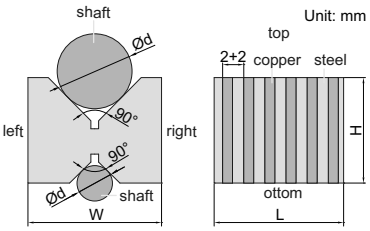

6878-1

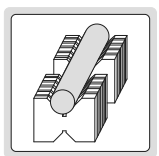

Code	Size (L×W×H)	Range of shafts (Ød)	Pole pitch	Parallelism of both V grooves to top and bottom sides	Height difference of a matched pair
6878-1	49×58×46mm	5-56mm	2+2mm	10μm	10μm

MAGNE IC INDUC ION V-BLOCK

ATTENTION: NOT HARDENED, DO NOT ROTATE WORKPIECES ON V-BLOCKS

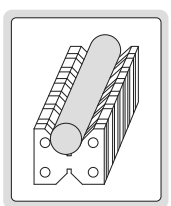

- Hold cylindrical workpieces for inspection and machining
- To e used on magnetic chucks
- Supplied in single piece
- V groove on the top for large shafts
- V groove on the ottom for small shafts
- Hardness HRB70

6892-1

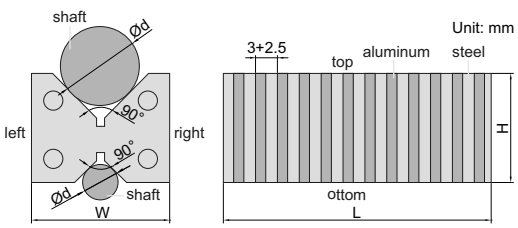

Code	Size (L×W×H)	Range of shafts (Ød)	Pole pitch	Parallelism of both V grooves to top and bottom sides
6892-1	110×60×48mm	6-50mm	3+2.5mm	10μm

MAGNE IC V-BLOCK SE S

ATTENTION: NOT HARDENED, DO NOT ROTATE WORKPIECES ON V-BLOCKS

ATTENTION: LOW MAGNETIC FORCE

- Hold cylindrical workpieces for inspection, not suita le for machining due to low magnetic force
- Two V- locks per set
- Hardness HRB70

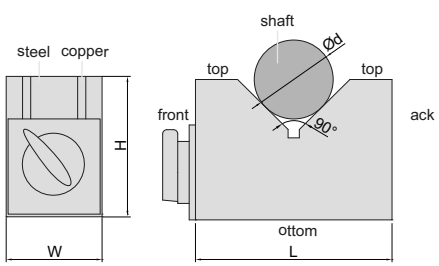

6891-1

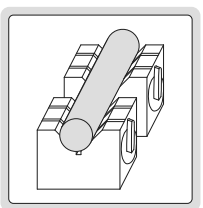

Code	Size (L×W×H)	Range of shafts (Ød)	Magnetic force	Parallelism of V groove to bottom and back sides	Height difference of a matched pair
6891-1	70×40×50mm	6-46mm	15kgf	10μm	10μm
6891-3	150×50×100mm	6-125mm	21kgf	10μm	10μm

https://precishop.hu

GRANI E SQUARE WI H V GROOVE

- Parallelism and squareness of A, B, C, D, E and F: 6μm
- Parallelism and squareness of V groove to A, B, C, D, E and F: 6μm

4142-200

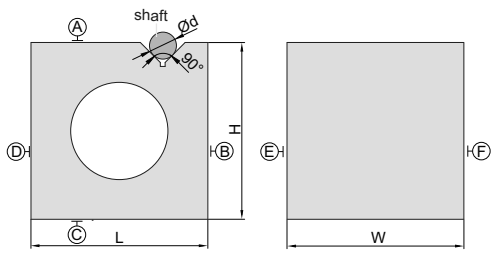

Code	Size (L×W×H)	Range of shaft (Ød)
4142-200	200×200×200mm	9~70mm

MAGNE IC SQUARE WI H V GROOVE

ATTENTION: NOT HARDENED, DO NOT ROTATE WORKPIECES ON V-BLOCKS

- Hold flat and cylindrical workpieces for inspection and machining
- Magnetic force on top, left, right and V grooves
- Parallelism and squareness of top, ottom, left, right and ack: 20μm
- Parallelism and squareness of V grooves to top, ottom, left, right and ack: 20μm

6539-100

Unit: mm

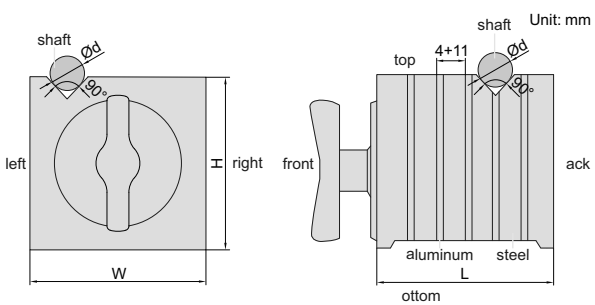

Code	Size (L×W×H)	Magnetic force of V grooves		Magnetic force of top, left and right sides		Range of shafts (Ød)
		on granite surface plate	on cast iron plate	on granite surface plate	on cast iron plate	
6539-100	100×100×100mm	30kgf	25kgf	50kgf	30kgf	5-30mm

PERMANEN MAGNE IC CHUCK

ATTENTION: NOT HARDENED

Unit: mm

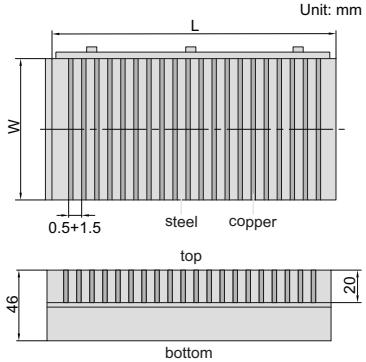

6537-400

Code	able size (L×W)	Magnetic force	Pole pitch	Parallelism of top to bottom
6537-400	400×200mm	8kgf/cm²	0.5+1.5mm	0.02mm/300mm

https://precishop.hu

PARALLELS

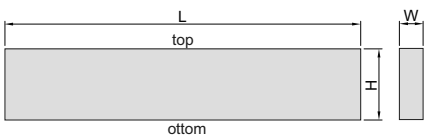

- Made of alloy tool steel
- Hardened to HRC55-60
- Supplied in pair

6512-2210A

L=125mm	L=150mm	L=200mm			
Code	Code	Code	H×W	Parallelism between top and bottom	Height difference of a matched pair
6512-118	6512-1181	6512-1182	11×8mm	5μm	5μm
6512-168	6512-1681	6512-1682	16×8mm	5μm	5μm
6512-218	6512-2181	6512-2182	21×8mm	5μm	5μm
6512-268	6512-2681	6512-2682	26×8mm	5μm	5μm
6512-318	6512-3181	6512-3182	31×8mm	5μm	5μm
6512-368	6512-3681	6512-3682	36×8mm	5μm	5μm
6512-1310	6512-13101	6512-13102	13×10mm	5μm	5μm
6512-1810	6512-18101	6512-18102	18×10mm	5μm	5μm
6512-2310	6512-23101	6512-23102	23×10mm	5μm	5μm
6512-2810	6512-28101	6512-28102	28×10mm	5μm	5μm
6512-3310	6512-33101	6512-33102	33×10mm	5μm	5μm
6512-3810	6512-38101	6512-38102	38×10mm	5μm	5μm
6512-1512	6512-15121	6512-15122	15×12mm	5μm	5μm
6512-2012	6512-20121	6512-20122	20×12mm	5μm	5μm
6512-2512	6512-25121	6512-25122	25×12mm	5μm	5μm
6512-3012	6512-30121	6512-30122	30×12mm	5μm	5μm
6512-3512	6512-35121	6512-35122	35×12mm	5μm	5μm
6512-4012	6512-40121	6512-40122	40×12mm	5μm	5μm
6512-1714	6512-17141	6512-17142	17×14mm	5μm	5μm
6512-2214	6512-22141	6512-22142	22×14mm	5μm	5μm
6512-2714	6512-27141	6512-27142	27×14mm	5μm	5μm
6512-3214	6512-32141	6512-32142	32×14mm	5μm	5μm
6512-3714	6512-37141	6512-37142	37×14mm	5μm	5μm
6512-4214	6512-42141	6512-42142	42×14mm	5μm	5μm

L=100mm

Code	H×W	Parallelism between top and bottom	Height difference of a matched pair
6512-52	5×2mm	7μm	7μm
6512-102	10×2mm	5μm	5μm
6512-152	15×2mm	5μm	5μm
6512-202	20×2mm	5μm	5μm
6512-63	6×3mm	7μm	7μm
6512-113	11×3mm	5μm	5μm
6512-163	16×3mm	5μm	5μm
6512-213	21×3mm	5μm	5μm
6512-74	7×4mm	7μm	7μm
6512-124	12×4mm	5μm	5μm
6512-174	17×4mm	5μm	5μm
6512-224	22×4mm	5μm	5μm
6512-85	8×5mm	7μm	7μm
6512-135	13×5mm	5μm	5μm
6512-185	18×5mm	5μm	5μm
6512-235	23×5mm	5μm	5μm
6512-96	9×6mm	7μm	7μm
6512-146	14×6mm	5μm	5μm
6512-196	19×6mm	5μm	5μm
6512-246	24×6mm	5μm	5μm

L=150mm

Code	H×W	Parallelism between top and bottom	Height difference of a matched pair
6512-1410A	14×10mm	5μm	5μm
6512-1610A	16×10mm	5μm	5μm
6512-1810A	18×10mm	5μm	5μm
6512-2010A	20×10mm	5μm	5μm
6512-2210A	22×10mm	5μm	5μm
6512-2410A	24×10mm	5μm	5μm
6512-2610A	26×10mm	5μm	5μm
6512-2810A	28×10mm	5μm	5μm
6512-3010A	30×10mm	5μm	5μm
6512-3210A	32×10mm	5μm	5μm
6512-3510A	35×10mm	5μm	5μm
6512-4010A	40×10mm	5μm	5μm
6512-4510A	45×10mm	5μm	5μm
6512-5010A	50×10mm	5μm	5μm

To e continued

https://precishop.hu

Continued from previous page

L=160mm

Code	H×W	Parallelism between top and bottom	Height difference of a matched pair
6512-104A	10×4mm	5μm	5μm
6512-144A	14×4mm	5μm	5μm
6512-184A	18×4mm	5μm	5μm
6512-224A	22×4mm	5μm	5μm
6512-264A	26×4mm	5μm	5μm
6512-304A	30×4mm	5μm	5μm
6512-344A	34×4mm	5μm	5μm
6512-384A	38×4mm	5μm	5μm
6512-424A	42×4mm	5μm	5μm
6512-128A	12×8mm	5μm	5μm
6512-178A	17×8mm	5μm	5μm
6512-228A	22×8mm	5μm	5μm
6512-258A	25×8mm	5μm	5μm
6512-288A	28×8mm	5μm	5μm
6512-328A	32×8mm	5μm	5μm
6512-368A	36×8mm	5μm	5μm
6512-388A	38×8mm	5μm	5μm

L=200mm

Code	H×W	Parallelism between top and bottom	Height difference of a matched pair
6512-178B	17×8mm	5μm	5μm
6512-228B	22×8mm	5μm	5μm
6512-268B	26×8mm	5μm	5μm
6512-288B	28×8mm	5μm	5μm
6512-328B	32×8mm	5μm	5μm
6512-368B	36×8mm	5μm	5μm
6512-388B	38×8mm	5μm	5μm
6512-428B	42×8mm	5μm	5μm

PARALLEL SE S

- Parallelism etween top and ottom: 5μm
- Height difference of a matched pair: 5μm
- Made of alloy tool steel
- Hardened to HRC55-60

6533-144

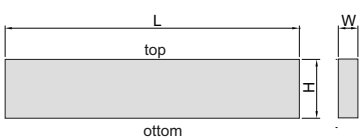

Code	Parallels per set	Length (L)	hickness (W)	Height (H)
6533-6	6 pairs	200mm	9.5mm	35, 40, 45, 50, 55, 58mm
6533-8	8 pairs	160mm	8mm	12*, 17, 22, 25, 28, 32, 36, 38mm
6533-81	8 pairs	200mm	8mm	17, 22, 26, 28, 32, 36, 38, 42mm
6533-9	9 pairs	160mm	4mm	10*, 14*, 18, 22, 26, 30, 34, 38, 42mm
6533-10	10 pairs	150mm	3mm	13, 16, 19, 22, 25, 28, 31, 35, 38, 41mm
6533-144	14 pairs	150mm	10mm	14, 16, 18, 20, 22, 24, 26, 28, 30, 32, 35, 40, 45, 50mm

*Parallelism etween top and ottom and height difference of a matched pair of 12mm in **6533-8**, 10mm, 14mm in **6533-9** is 7μm

PARALLEL SE

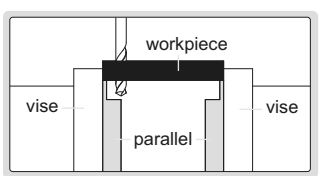

- Parallelism etween top and ottom: 5μm
- Height difference of a matched pair: 5μm
- Made of alloy tool steel
- Hardened to HRC55-60

6534-6

Unit: mm



Code	Parallels per set	Height (H)
6534-6	6 pairs	25, 30, 35, 40, 45, 48mm

https://precishop.hu

PARALLEL SE S

- Parallelism etween top and ottom: 5μm
- Height difference of a matched pair: 5μm
- Made of alloy tool steel
- Hardened to HRC55-60

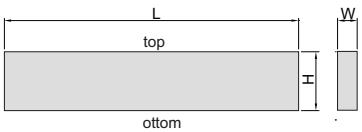

6511-20

Code	Parallels per set	Length (L)	Height (H)× hickness (W)
6511-20	20 pairs	100mm	5×2 , 10×2, 15×2, 20×2, 6×3 , 11×3, 16×3, 21×3, 7×4 , 12×4, 17×4, 22×4, 8×5 , 13×5, 18×5, 23×5, 9×6 , 14×6, 19×6, 24×6mm
6511-24	24 pairs	125mm	11×8, 16×8, 21×8, 26×8, 31×8, 36×8, 13×10, 18×10, 23×10, 28×10, 33×10, 38×10, 15×12, 20×12, 25×12, 30×12, 35×12, 40×12, 17×14, 22×14, 27×14, 32×14, 37×14, 42×14mm
6511-241	24 pairs	150mm	11×8, 16×8, 21×8, 26×8, 31×8, 36×8, 13×10, 18×10, 23×10, 28×10, 33×10, 38×10, 15×12, 20×12, 25×12, 30×12, 35×12, 40×12, 17×14, 22×14, 27×14, 32×14, 37×14, 42×14mm

* Parallelism etween top and ottom and height difference of a matched pair of 5×2mm, 6×3mm, 7×4mm, 8×5mm and 9×6mm in **6511-20** is 7μm

GRANI E PARALLEL SE

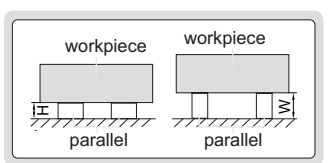

- Made of granite, hard and no rusty, no dimensional change over time or temperature change
- Two parallels per set

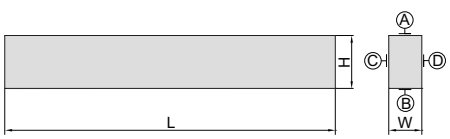

4143-250

Code	Size (L×W×H)	Parallelism between A and B	Parallelism between C and D	Height difference of a matched pair
4143-250	250×25×40mm	3μm	3μm	3μm

PARALLEL/SQUARE SE

screws and wrench are included

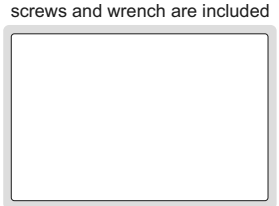

Unit: mm

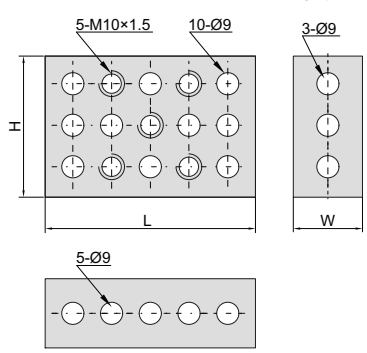

- Pairs of matched locks for positioning and set-up
- Screws and wrench are included
- Hardness HRC 55-62

6531-25

Code	Size (L×H×W)	Size accuracy	Squareness	Parallelism	Height difference of a matched pair
6531-25	75×50×25mm	10μm	7μm/25mm	10μm	10μm

https://precishop.hu

ATTENTION:
NOT HARDENED

MAGNE IC INDUC ION PARALLEL SE

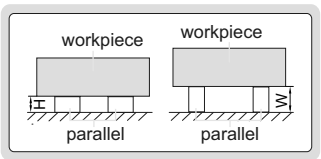

6879-1

- To e used on magnetic chucks
- Two parallels per set
- Hardness HRB70
- Copper magnetic strips

Unit: mm

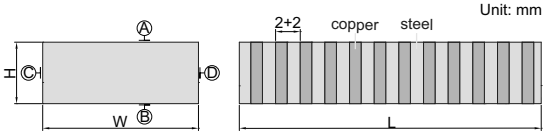

Code	Size (L×W×H)	Pole pitch	Parallelism between A and B	Parallelism between C and D	Height difference of a matched pair
6879-1	100×50×25mm	2+2mm	10μm	10μm	10μm

ANGLE PLA E SE S

Unit: mm

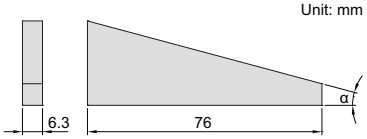

- For angle set-up in tooling, production and inspection
- Hardness HRC52

4006-12

Code	Angle plates included	Angle α	Accuracy
4006-10	10 pcs	1°, 2°, 3°, 4°, 5°, 10°, 15°, 20°, 25°, 30°	±20 seconds
4006-12	12 pcs	1/4°, 1/2°, 1°, 2°, 3°, 4°, 5°, 10°, 15°, 20°, 25°, 30°	±20 seconds

ANGLE PLA E SE

Unit: mm

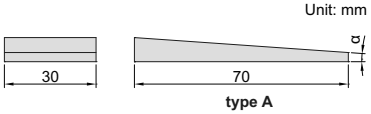

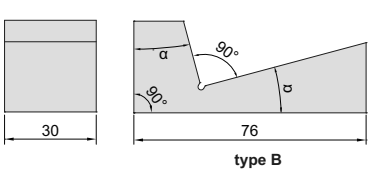

- For angle set-up in tooling, production and inspection
- Made of tool steel
- Hardness HRC55

4004-9

Code	Angle plates included	Angle α	ype	Accuracy
4004-9	9 pcs	1/2°, 1°, 2°, 3°, 4°, 5°	type A	±30 seconds
		10°, 15°, 30°	type B	±50 seconds

https://precishop.hu

ADJUS ABLE ANGLE BLOCKS

- Made of hardened tool steel
- With locking screw
- Accuracy of angle: 10 minutes

6535-30

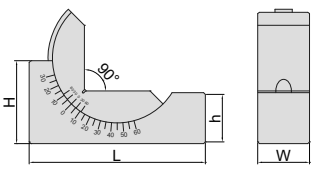

Code	Size (L×W×H)	h	Adjustable angle	Graduation of angle
6535-25	75×25×36mm	25mm	30°~0°~60°	10 minutes
6535-30	102×30×49mm	30mm	30°~0°~60°	10 minutes

RIGH ANGLE PLA E

Unit: mm

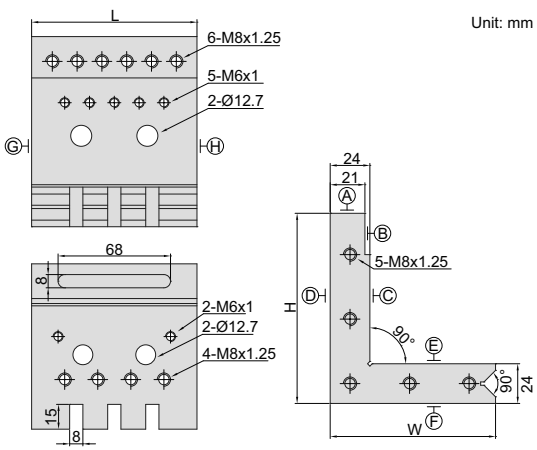

6547-1

- Made of alloy steel
- Hardened to HRC60±2
- V groove for cylinders
- Parallelism and squareness etween A, B, C, D, E, F, G and H: 10μm
- Parallelism and squareness of V groove to A, B, C, D, E, F, G and H: 10μm

Code	Size (L×W×H)
6547-1	100×100×115mm

RIGH ANGLE PLA E

- Made of tool steel
- Hardened to HRC60±2
- Squareness or parallelism etween A, B, C and D: 5μm

Unit: mm

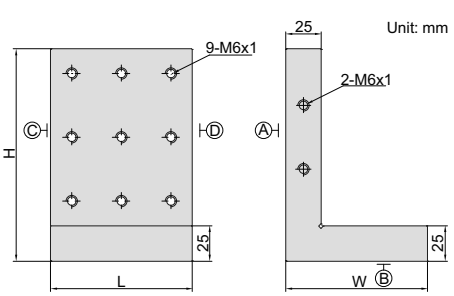

6548-1

Code	Size (L×W×H)
6548-1	100×100×150mm

https://precishop.hu

RIGH ANGLE PLA E

- Made of tool steel
- Hardened to HRC56-58
- Parallelism etween A, B, C, D, E and F: 3μm
- Squareness etween A, B, C, D, E and F: 5μm

Unit: mm

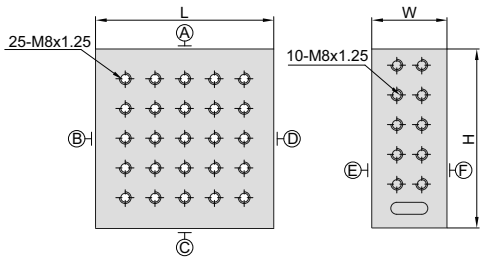

6549-1

Code	Size (L×W×H)
6549-1	150×63×150mm

SINE BARS

CAN BE CUSTOMIZED

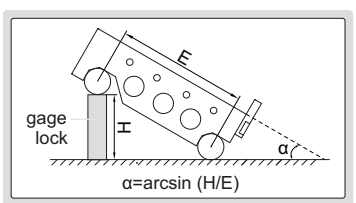

4155-100

Unit: mm

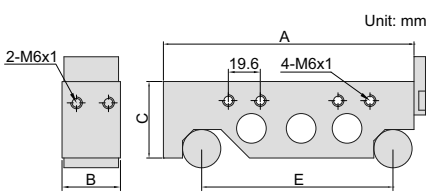

- Made of alloy tool steel

the front and ack ends and two sides have mounting holes to install plate

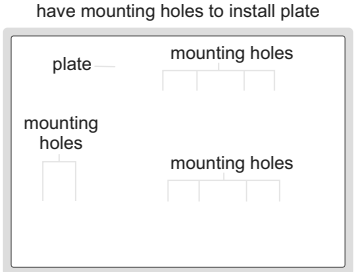

Code	Roller distance (E)	able size (A×B)	C	Accuracy of α at 30°
4155-100	100mm	130×30mm	40mm	±5 seconds
4155-200	200mm	230×30mm	40mm	±5 seconds
4155-300	300mm	345×40mm	50mm	±8 seconds

SINE BAR

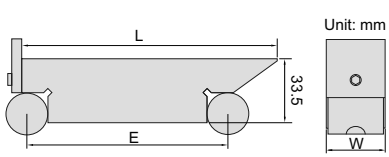

- Made of alloy tool steel

4158-100

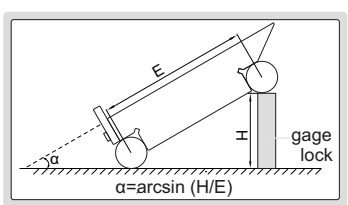

Code	Roller distance (E)	able size (L×W)	Accuracy of α at 30°
4158-100	100mm	130×30mm	±5 seconds

https://precishop.hu

COMPOUND SINE ABLE

Unit: mm

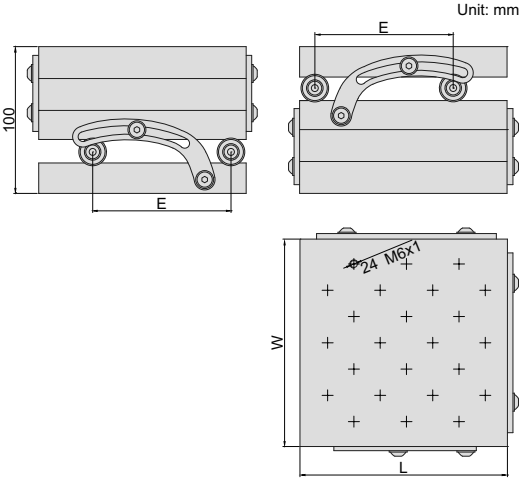

- Accuracy of angle: ±15 seconds
- Made of alloy tool steel
- Hardness HRC58-60

6536-100

Code	Roller distance (E)	able size (L×W)	Adjustable angle
6536-100	100mm	150×150mm	0-60°

SINE ABLE

Unit: mm

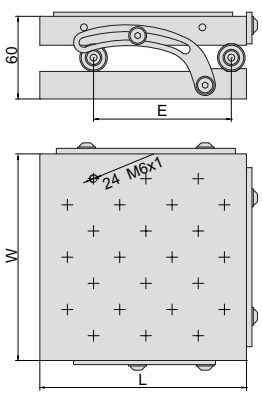

- Accuracy of angle: ±15 seconds
- Made of alloy tool steel
- Hardness HRC58-60

6527-100

Code	Roller distance (E)	able size (LxW)	Adjustable angle
6527-100	100mm	150×150mm	0-60°

MAGNE IC SINE ABLE

ATTENTION: NOT HARDENED

Unit: mm

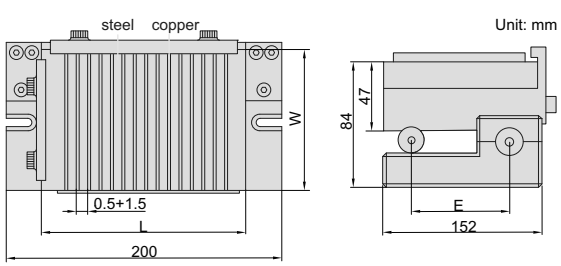

6538-100

Code	able size (L×W)	Roller distance (E)	Adjustable angle	Accuracy of angle
6538-100	150×150mm	100mm	0-60°	±15 seconds

https://precishop.hu

PRECISION SINE VISES

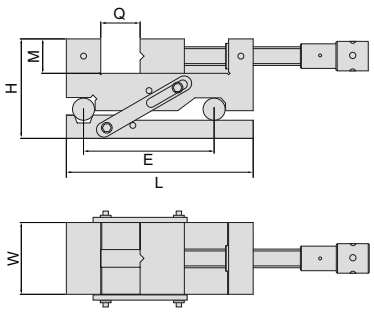

- Parallelism: 5μm/100mm
- Squareness: 5μm/100mm
- Accuracy of angle: ±20 seconds
- Made of alloy steel
- Hardness HRC58-60

6513-85

(mm)

Code	Jaw opening (Q)	Jaw width (W)	Roller distance (E)	L	H	M
6513-65	0-65	50	100	150	85	25
6513-85	0-85	63	100	185	91.5	32
6513-100	0-100	73	150	205	105	35
6513-1001	0-100	80	150	215	108	40
6513-125	0-125	88	150	245	108	40
6513-1251	0-125	100	200	255	116	45
6513-160	0-160	125	200	295	125	50
6513-175	0-175	150	200	315	125	50

PRECISION SINE VISE

there is a 1mm step (accuracy +/-0.002mm). gage locks smaller than 0.5mm are not availa le. if small gage locks are needed (for example, 0.25mm), a gage lock 1.25mm can e used in order to make 1.25mm-1mm=0.25mm

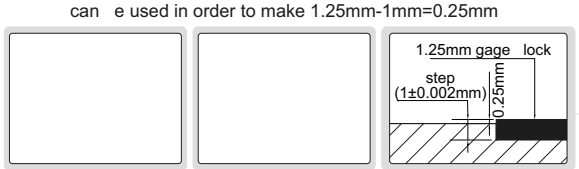

6523-80

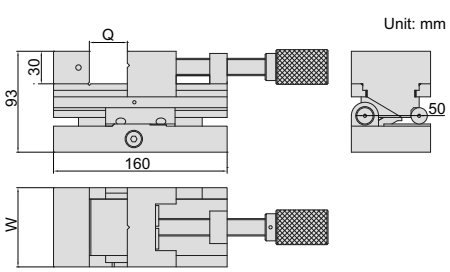

- Parallelism: 3μm/100mm
- Squareness: 5μm/100mm
- Accuracy of angle: ±15 seconds
- Made of SKS tool steel, su zero treatment
- Hardness HRC58-60

Code	Jaw opening (Q)	Jaw width (W)	Adjustable angle
6523-80	0-80mm	73mm	0-46°

https://precishop.hu

PRECISION COMPOUND SINE VISE

there is a 1mm step (accuracy +/-0.002mm). gage locks smaller than 0.5mm are not availa le. if small gage locks are needed (for example, 0.25mm), a gage lock 1.25mm can e used in order to make 1.25mm-1mm=0.25mm

6524-80

Unit: mm

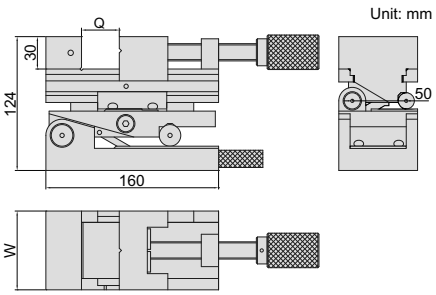

Code	Jaw opening (Q)	Jaw width (W)	Adjustable angle
6524-80	0-80mm	73mm	0-46°

- Parallelism: 3μm/100mm
- Squareness: 5μm/100mm
- Accuracy of angle: ±15 seconds
- Made of SKS tool steel, su zero treatment
- Hardness HRC58-60

PRECISION UNIVERSAL VISE

- Horizontal rotary: range 360°, graduation 0.05°
- Vertical incline: range 45°, graduation 0.05°
- With incline adjust kno
- Parallelism and squareness etween A, B, C and D: 5μm/100mm, parallelism etween D and E at 0°: 10μm/100mm
- Made of tool steel
- Hardness HRC56-58

incline adjust kno

6521-80

Unit: mm

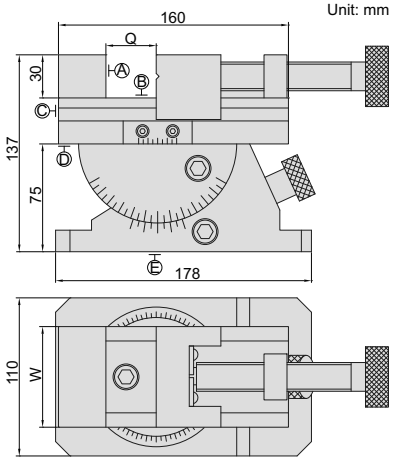

Code	Jaw opening (Q)	Jaw width (W)
6521-80	0-80mm	70mm

PRECISION UNIVERSAL VISE WI H CHUCK

horizontal rotary

- Horizontal rotary: range 360°, graduation 0.05°
- Vertical incline: range 45°, graduation 0.05°
- With vertical incline adjust kno
- Runout of chuck is less than 0.05mm (test position is at less than 50mm from clamping jaws)
- The clamping jaws of chuck are reversi le
- Made of tool steel
- Hardness HRC56-58

vertical incline

vertical incline adjust kno

6528-85

Unit: mm

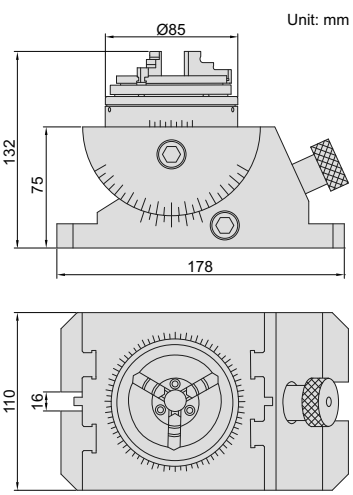

Code	Range of external clamping	Range of internal clamping
6528-85	Ø0.8~Ø63mm	Ø23~Ø58mm

https://precishop.hu

PRECISION VISES

- Parallelism: 5μm/100mm
- Squareness: 5μm/100mm
- Made of alloy steel
- Hardness HRC58-60

(mm)

Code	Jaw opening (Q)	Jaw width (W)	L	H	M
6520-36	0-36	38	115	48	25
6520-67	0-67	50	150	50	25
6520-87	0-87	63	185	63	32
6520-102	0-102	73	205	70	35
6520-1021	0-102	80	215	80	40
6520-127	0-127	88	245	80	40
6520-1271	0-127	100	255	90	45
6520-162	0-162	125	295	100	50
6520-175	0-175	150	315	100	50
6520-200	0-200	200	350	110	55

6520-87

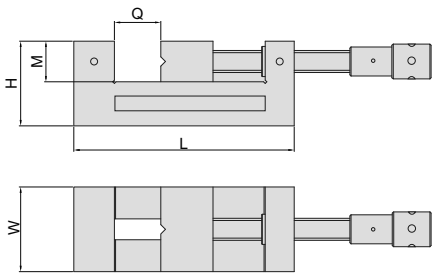

QUICK MOVING PRECISION VISES

(mm)

Code	Jaw opening (Q)	Jaw width (W)	L	H	M
6526-20	0-20	25	65	29	9.3
6526-40	0-40	38	100	48	23
6526-65	0-65	50	135	50	25
6526-85	0-85	63	170	63	32
6526-100	0-100	73	185	70	35
6526-1001	0-100	80	195	80	40
6526-125	0-125	88	230	80	40
6526-1251	0-125	100	240	90	45
6526-160	0-160	125	280	100	50
6526-175	0-175	150	300	100	50
6526-208	0-208	200	350	110	55

6526-85

- Parallelism: 5μm/100mm
- Squareness: 5μm/100mm
- Made of alloy steel
- Hardness HRC58-60

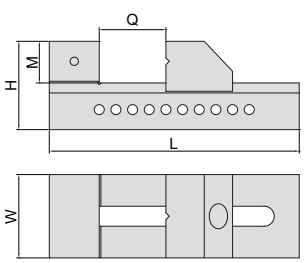

ANVIL VISES

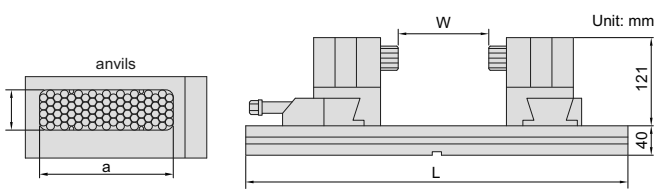

anvils

rotary clamp

- The vise is used to fix workpieces during machining. The anvils are formed according the shape of workpieces to e fixed, so the vise can fix workpieces quickly.
- The anvils are made of stainless steel (HRC20), can e customized to car on steel (HRC40-45)
- Diameter of anvil: 6mm, stroke of anvil: 24mm
- Movement range of rotary clamp: 0-50mm

VIDEO

6519-520

application

Code	Guide length (L)	Clamp range (W)	Clamp force*	Weight	a	b
6519-520	520mm	0-190mm	6500N	22.5kg	100mm	30mm
6519-680	680mm	0-320mm	8000N	39.5kg	120mm	36mm

* When all anvils contact the workpieces

https://precishop.hu

X-AXIS STAGES

6582-401

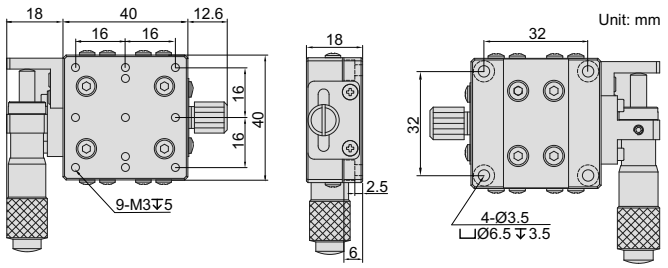

6582-602

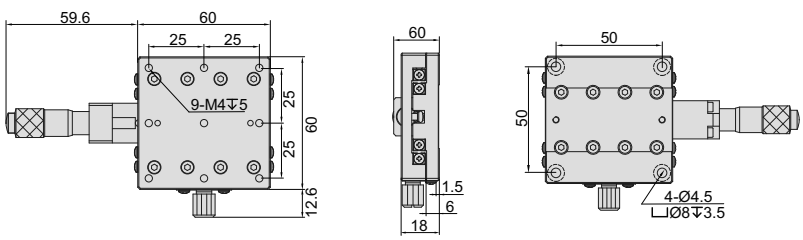

6582-903

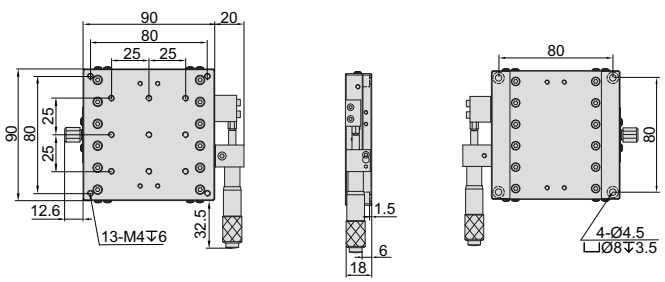

- Cross roller guides, achieve high precision and smooth movement
- Stages made of aluminum alloy

SPECIFICATION (micrometer on the left)

Code	X-axis displacement	Parallelism of top to bottom surface	Micrometer graduation	Micrometer accuracy	Maximum load	Micrometer location	Stage size	Weight
6582-401	±6.5mm	0.02mm	0.01mm	0.01mm	29.4N (3kgf)	left	40x40mm	0.14kg
6582-601	±6.5mm	0.03mm	0.01mm	0.01mm	49N (5kgf)	left	60x60mm	0.24kg
6582-901	±12.5mm	0.03mm	0.01mm	0.02mm	93.1N (9.5kgf)	left	90x90mm	0.47kg
6582-1251	±12.5mm	0.04mm	0.01mm	0.02mm	180N (18.4kgf)	left	125x125mm	1.40kg

SPECIFICATION (micrometer in the middle)

Code	X-axis displacement	Parallelism of top to bottom surface	Micrometer graduation	Micrometer accuracy	Maximum load	Micrometer location	Stage size	Weight
6582-402	±6.5mm	0.02mm	0.01mm	0.01mm	29.4N (3kgf)	middle	40x40mm	0.14kg
6582-602	±6.5mm	0.03mm	0.01mm	0.01mm	49N (5kgf)	middle	60x60mm	0.24kg
6582-902	±12.5mm	0.03mm	0.01mm	0.02mm	93.1N (9.5kgf)	middle	90x90mm	0.47kg
6582-1252	±12.5mm	0.04mm	0.01mm	0.02mm	180N (18.4kgf)	middle	125x125mm	1.40kg

SPECIFICATION (micrometer on the right)

Code	X-axis displacement	Parallelism of top to bottom surface	Micrometer graduation	Micrometer accuracy	Maximum load	Micrometer location	Stage size	Weight
6582-403	±6.5mm	0.02mm	0.01mm	0.01mm	29.4N (3kgf)	right	40x40mm	0.14kg
6582-603	±6.5mm	0.03mm	0.01mm	0.01mm	49N (5kgf)	right	60x60mm	0.24kg
6582-903	±12.5mm	0.03mm	0.01mm	0.02mm	93.1N (9.5kgf)	right	90x90mm	0.47kg
6582-1253	±12.5mm	0.04mm	0.01mm	0.02mm	180N (18.4kgf)	right	125x125mm	1.40kg

https://precishop.hu

XY-AXIS STAGES

Unit: mm

6584-401

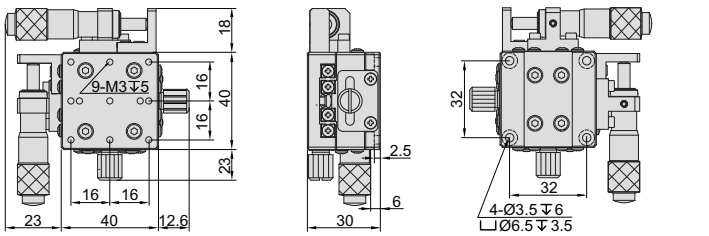

6584-602

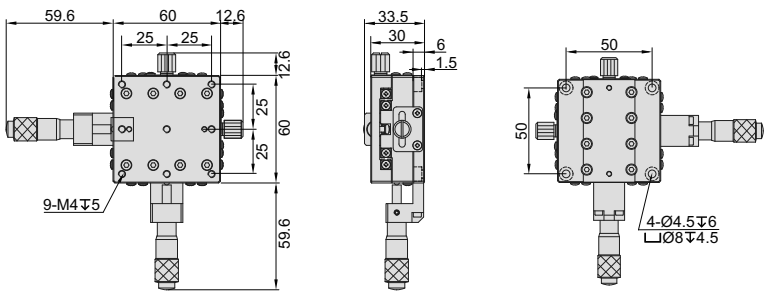

6584-903

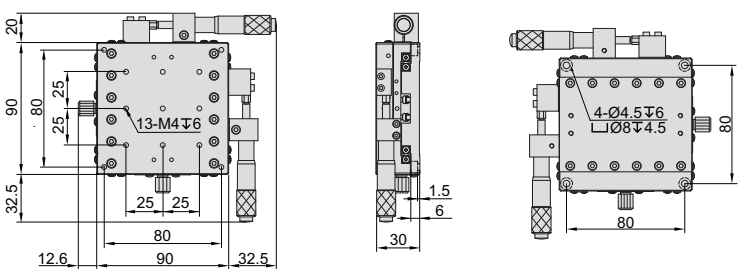

- Cross roller guides, achieve high precision and smooth movement
- Stages made of aluminum alloy

SPECIFICATION (micrometer on the left)

Code	XY-axis displacement	Parallelism of top to bottom surface	Micrometer graduation	Micrometer accuracy	Maximum load	Micrometer location	Stage size	Weight
6584-401	±6.5mm	0.04mm	0.01mm	0.01mm	29.4N (3kgf)	left	40x40mm	0.27kg
6584-601	±6.5mm	0.06mm	0.01mm	0.01mm	49N (5kgf)	left	60x60mm	0.48kg
6584-901	±12.5mm	0.06mm	0.01mm	0.02mm	93.1N (9.5kgf)	left	90x90mm	1kg
6584-1251	±12.5mm	0.08mm	0.01mm	0.02mm	180N (18.4kgf)	left	125x125mm	2.8kg

SPECIFICATION (micrometer in the middle)

Code	XY-axis displacement	Parallelism of top to bottom surface	Micrometer graduation	Micrometer accuracy	Maximum load	Micrometer location	Stage size	Weight
6584-402	±6.5mm	0.04mm	0.01mm	0.01mm	29.4N (3kgf)	middle	40x40mm	0.27kg
6584-602	±6.5mm	0.06mm	0.01mm	0.01mm	49N (5kgf)	middle	60x60mm	0.48kg
6584-902	±12.5mm	0.06mm	0.01mm	0.02mm	93.1N (9.5kgf)	middle	90x90mm	1kg
6584-1252	±12.5mm	0.08mm	0.01mm	0.02mm	180N (18.4kgf)	middle	125x125mm	2.8kg

SPECIFICATION (micrometer on the right)

Code	XY-axis displacement	Parallelism of top to bottom surface	Micrometer graduation	Micrometer accuracy	Maximum load	Micrometer location	Stage size	Weight
6584-403	±6.5mm	0.04mm	0.01mm	0.01mm	29.4N (3kgf)	right	40x40mm	0.27kg
6584-603	±6.5mm	0.06mm	0.01mm	0.01mm	49N (5kgf)	right	60x60mm	0.48kg
6584-903	±12.5mm	0.06mm	0.01mm	0.02mm	93.1N (9.5kgf)	right	90x90mm	1kg
6584-1253	±12.5mm	0.08mm	0.01mm	0.02mm	180N (18.4kgf)	right	125x125mm	2.8kg

https://precishop.hu

Z-AXIS STAGE
CODE 6586-60

Unit: mm

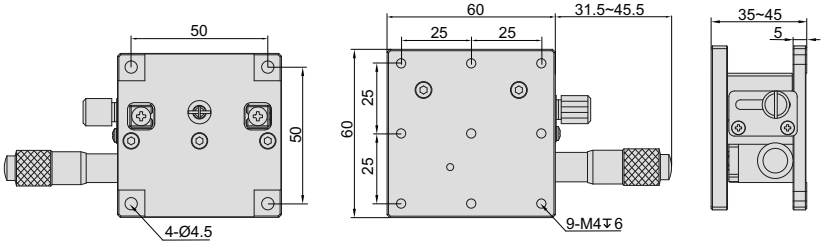

- Cross roller guides, achieve high precision and smooth movement
- Stage made of aluminum alloy

SPECIFICATION

Code	Z-axis displacement	Parallelism of top to bottom surface	Micrometer graduation	Micrometer accuracy	Maximum load	Stage size	Weight
6586-60	10mm	0.05mm	0.01mm	0.02mm	20.4N (3kgf)	60x60mm	0.27kg

XZ-AXIS STAGE
CODE 6587-60

Unit: mm

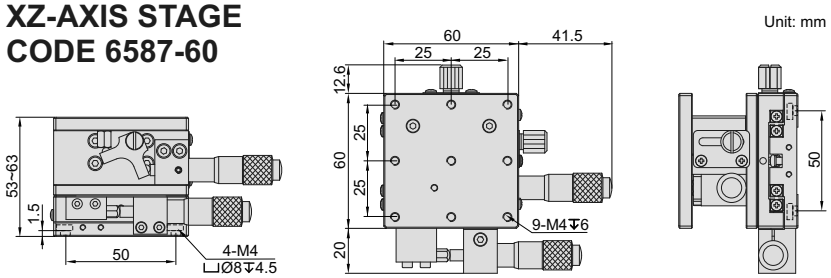

- Cross roller guides, achieve high precision and smooth movement
- Stage made of aluminum alloy

SPECIFICATION

Code	X-axis displacement	Z-axis displacement	Micrometer graduation	Maximum load	Stage size	Weight
6587-60	±6.5mm	10mm	0.01mm	29.4N (3kgf)	60x60mm	0.51kg

XYZ-AXIS STAGE
CODE 6585-60

Unit: mm

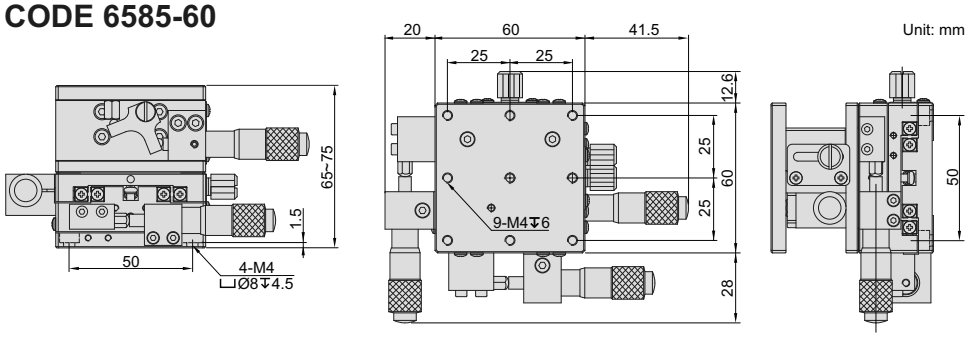

- Cross roller guides, achieve high precision and smooth movement
- Stage made of aluminum alloy

SPECIFICATION

Code	XY-axis displacement	Z-axis displacement	Micrometer graduation	Maximum load	Stage size	Weight
6585-60	±6.5mm	10mm	0.01mm	29.4N (3kgf)	60x60mm	0.75kg

https://precishop.hu

ROTARY STAGES

Unit: mm

6583-60H

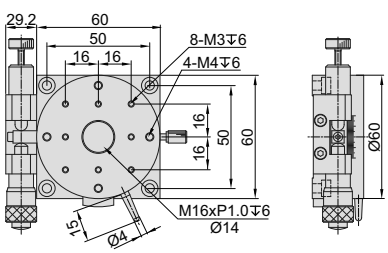

6583-90

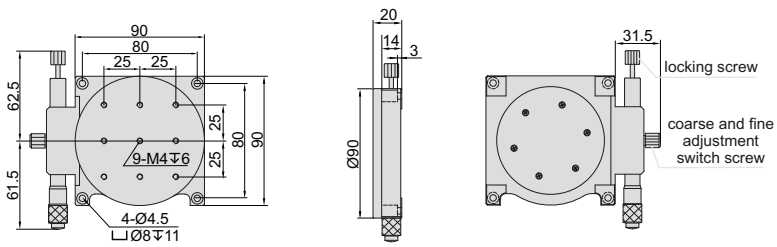

- Precise angle adjustment
- Coarse and fine adjustments
- Stages made of aluminum alloy

SPECIFICATION

Code	Range	Parallelism of top to bottom surface	Concentricity	Rotation accuracy	Maximum load	Stage size	Weight
6583-60H	360° coarse, ±5° fine	0.03mm	0.03mm	12 seconds	29.4N (3kgf)	Ø60mm	0.30kg
6583-90	360° coarse, ±5° fine	0.04mm	0.03mm	5 seconds	29.4N (3kgf)	Ø90mm	0.50kg

XY-AXIS ROTARY STAGE CODE 6588-60

Unit: mm

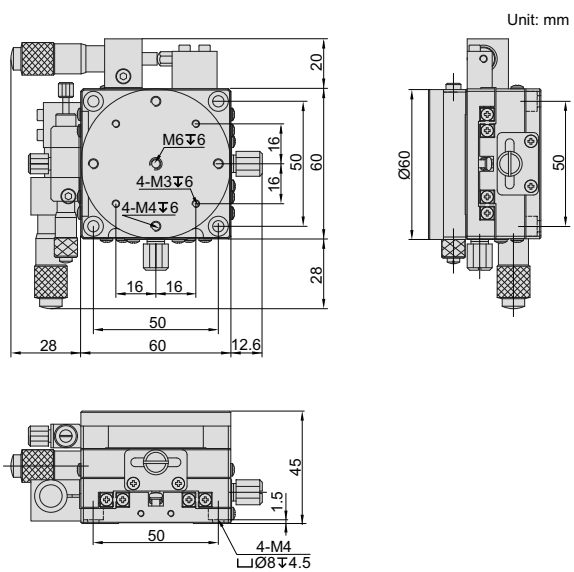

- Cross roller guides, achieve high precision and smooth movement
- Coarse and fine adjustments
- Precise angle adjustment
- Stage made of aluminum alloy

SPECIFICATION

Code	XY-axis displacement	Rotation range	Micrometer graduation	Rotation accuracy	Maximum load	Stage size	Weight
6588-60	±6.5mm	360° coarse, ±5° fine	0.01mm	10 seconds	29.4N (3kgf)	60x60mm	0.64kg

https://precishop.hu

Video Measuring Instrument For Machine Tools
Page 475-476

Centering Indicators
Page 477-47

Edge Finders
Page 47 -4 0



Edge Finders For EDM
Page 4 1



3D Testers
Page 4 2-4 3



Trigger-Type 3D Probes
Page 4 4



Infrared Transmission Probes For CNC Machine Tools
Page 4 5-4



Zero etters With Cable
Page 4 9-491



Zero etters
Page 492



Zero etters
Page 493-494

https://precishop.hu

VIDEO MEA URING IN TRUMENT FOR MACHINE TOOL

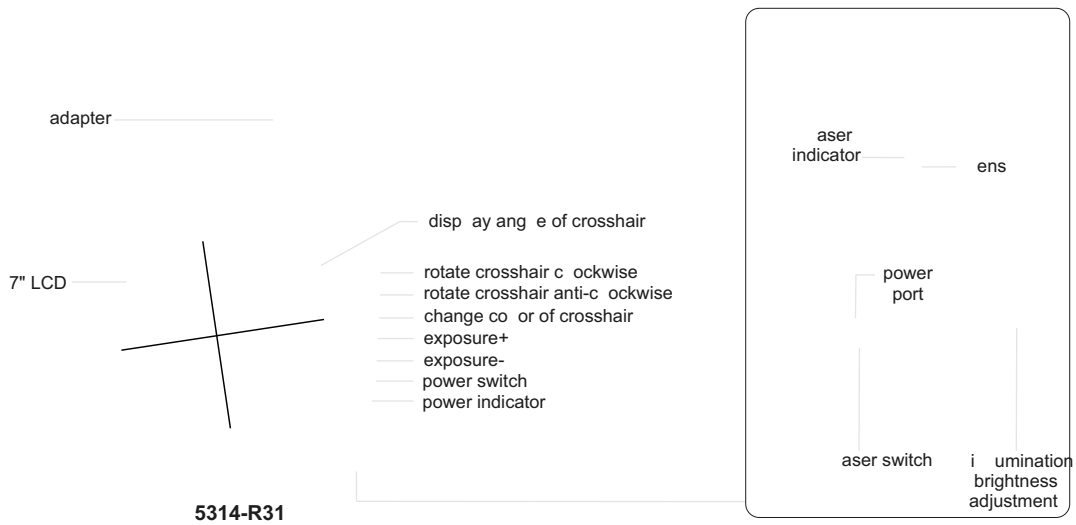

5314-R31

app ication



- Used in machine tools such as EDM and CNC
- Working together with linear scale and readout box of machine tools to make 2D measurement, especially suitable for small or thin parts
- Can rotate crosshair and change its color
- With laser indicator to locate position

measure diameter

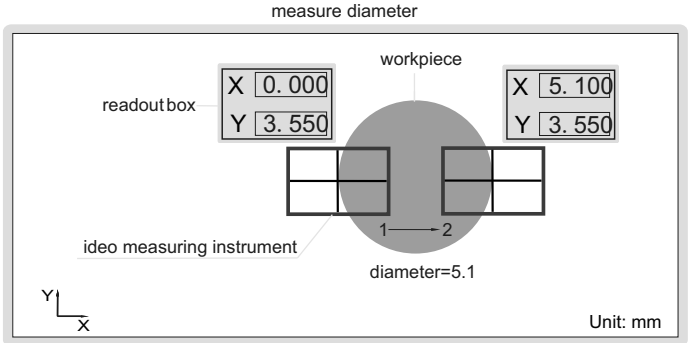

measure ength

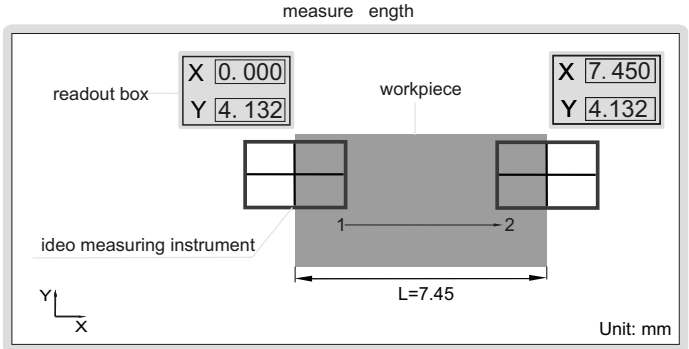

measure distance

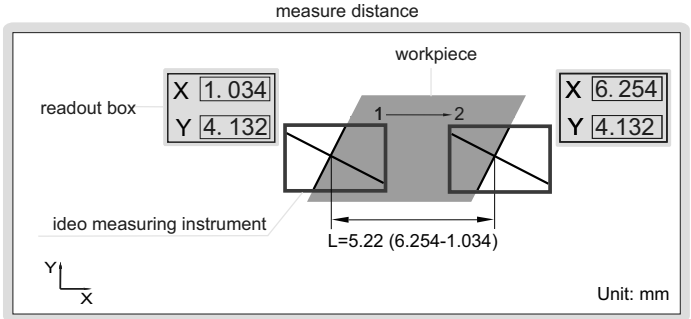

To be continued

https://precishop.hu

Continued from pre ious page

PECIFICATION

Code	5314-R31	5314-R32	5314-R33	5314-R34
Adapter	EROWA	3R	mu tifunction	magnet
creen size/pixel	7"/1080P			
Visual accuracy	±0.003mm			
Magnification	50X			
Angle resolution	15'			
Automatic edge-find	after finding the edge, the crosshair changes to green co or and prompts			
Color of crosshair	red, b ue			
Rotation of crosshair	manua			
Focus distance	50mm			
Light source	LED (adjustable brightness)			
Lithium battery	4800mA (for 4 hours working)			
Power supply	power adapter			
Dimension LxWxH :	178x90x215mm			
Weight	2kg			

EROWA

3R

mu tifunction

magnet

TANDARD DELIVERY

Main unit	1 pc
Power adapter	1 pc

se ect crosshair co or

rotate crosshair

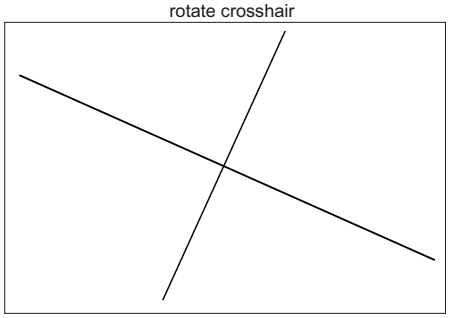

aser indicator ocates the centra point

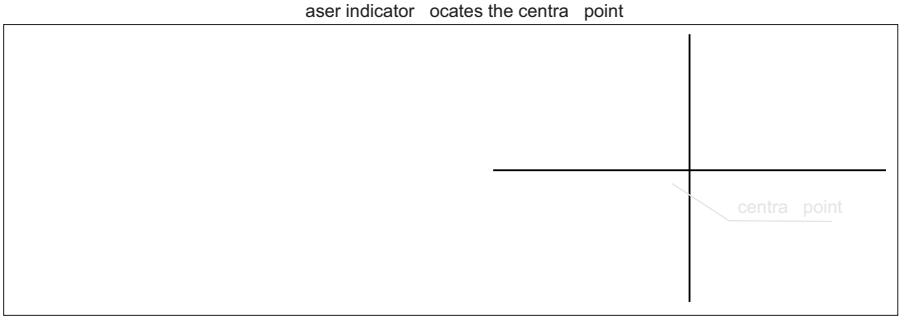

after finding the edge, the crosshair changes to green co or and prompts

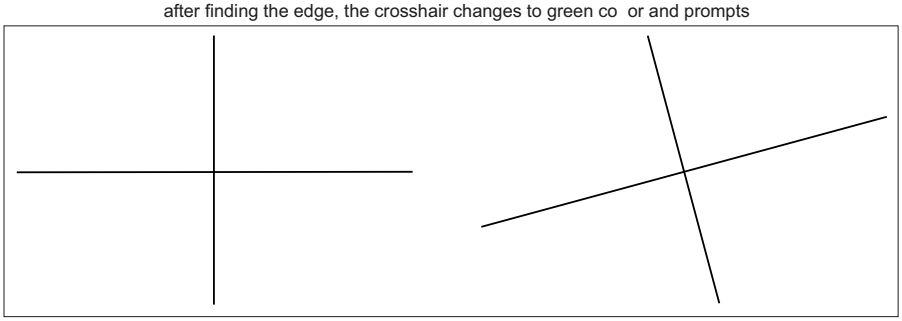

https://precishop.hu

READING SHOWS MOVEMENT VALUE OF PROBE

CENTERING INDICATOR

INSIZE PLUS
MADE IN EU OPE

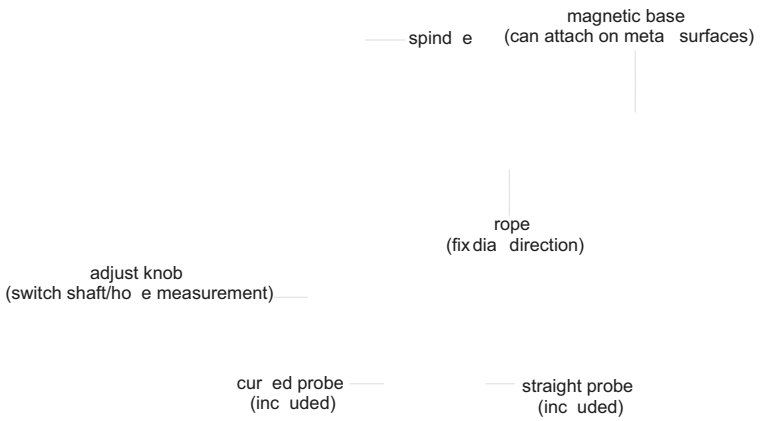

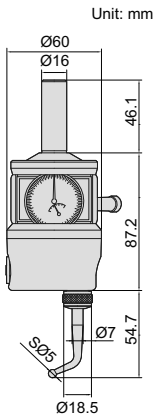

2 47-3

app ication

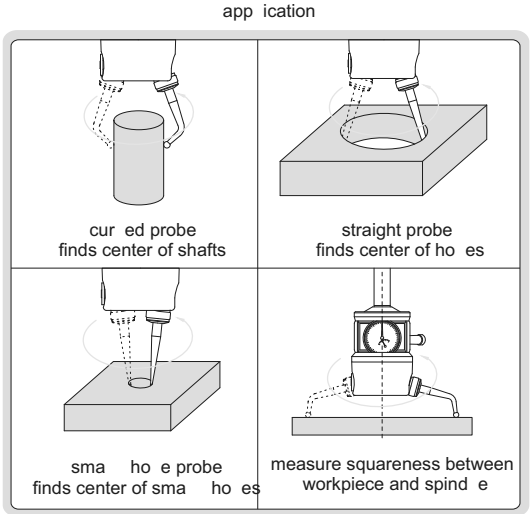

- Pro ides quick and accurate shaft/ho e centering in boring and mi ing set-up, can a so measure squareness between workpiece and spind e
- Dia indicator can rotate 360°
- Reading show mo ement a ue of probe, for examp e, if probe mo es 0.01mm, reading changes 0.01mm (2 graduations)
- Optiona accessory: probes

Code	Graduation	Travel
2 47-3	0.005mm	2.5mm

PECIFICATION OF PROBE

Description	Measurement type	Diameter measurement	Depth measurement	Accuracy
straight probe (inc uded)	ho e center	Ø6-125mm	55mm	0.005mm
	squareness	Ø120-160mm	40mm	
sma ho e probe (**optional**)	sma ho e center	Ø2-125mm	55mm	0.005mm
	squareness	Ø120-160mm	40mm	
cur ed probe (inc uded)	shaft center	Ø0-125mm	55mm	0.005mm
	squareness	Ø120-160mm	40mm	

PROBE 9optional :

Code	Description
2 47-P1	straight probe
2 47-P2	sma ho e probe
2 47-P3	cur ed probe

Unit: mm

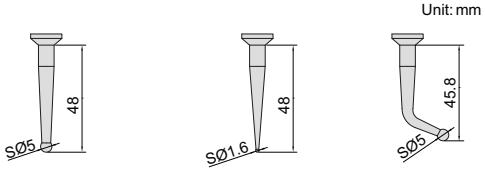

2847-P1
straight probe

2847-P2
sma ho e probe

2847-P3
cur ed probe

https://precishop.hu

CENTERING INDICATOR

POPULAR MODEL

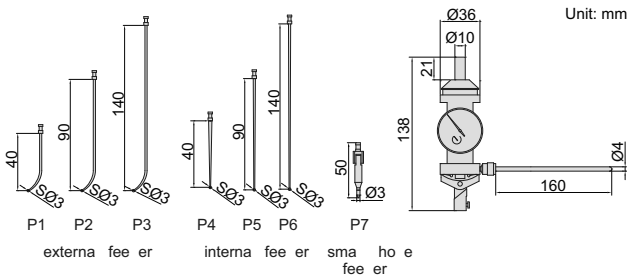

23 5-3



- Pro ides quick and accurate centering in boring and mi ing set-up
- Maximum speed is recommended not to exceed 800rpm

Code
23 5-3

Feeler	Measuring diameter	Accuracy
P1	Ø0-60mm	0.015mm
P2	Ø0-160mm	0.02mm
P3	Ø0-250mm	0.03mm
P4	Ø3.2-80mm	0.015mm
P5	Ø3.2-180mm	0.02mm
P6	Ø3.2-280mm	0.03mm
P7	Ø0-2.8mm	0.015mm

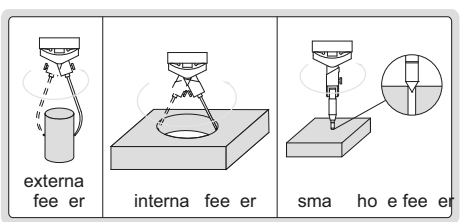

3D ELECTRONIC EDGE FINDER

INSIZE PLUS

MADE IN EU OPE

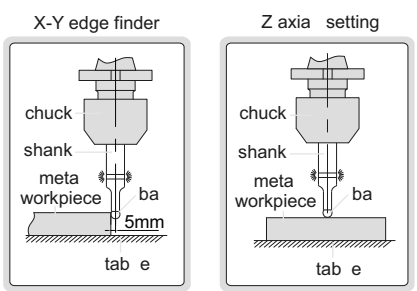

LED ight

LED ight

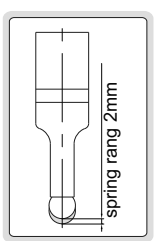

6571-1 **6571-2**

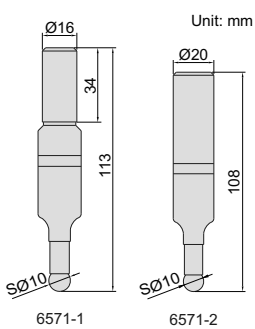

- The shank is e ectrica y conducted to the meta workpiece through the chuck and tab e. The LED ights up, when the ba touches the workpiece
- Not suitab e for rotary use
- Hardened contact ba

Code	hank	Contact ball	Accuracy	Battery
6571-1	Ø16mm	SØ10mm	10µm	23A, 12Vx1 pc
6571-2	Ø20mm	SØ10mm	10µm	23A, 12Vx1 pc

https://precishop.hu

LARGE HANK ELECTRONIC EDGE FINDER

- The shank is e ectrica y conducted to the meta workpiece through the chuck and tab e. The LED ights up and the beeper sounds (on y for **6572-2**), when the ba touches the workpiece
- Not suitab e for rotary use
- Hardened shank and contact ba

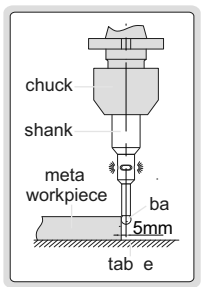

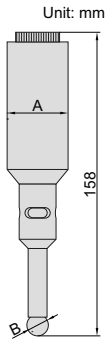

Code	hank 9A :	Contact ball 9B :	Accuracy	Beeper	Battery
6572-1	Ø32mm	SØ10mm	5µm	without	23A, 12V×1 pc
6572-2	Ø32mm	SØ10mm	5µm	with	23A, 12V×1 pc

6572-1 **6572-2**

ELECTRONIC EDGE FINDER

- The shank is e ectrica y conducted to the meta workpiece through the chuck and tab e. The LED ights up and the beeper sounds (on y for **6566-3**), when the ba touches the workpiece
- Not suitab e for rotary use
- Hardened shank and contact ba

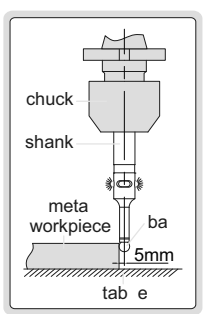

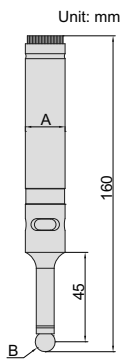

Code	hank 9A :	Contact ball 9B :	Accuracy	Beeper	Battery
6566-2	Ø20mm	SØ10mm	5µm	without	23A, 12Vx1 pc
6566-3	Ø20mm	SØ10mm	5µm	with	23A, 12Vx1 pc

6566-2 **6566-3**

NON-MAGNETIC EDGE FINDER

- TiAIN coating, non-magnetic, hardness HV2500, extreme y wear resistance
- Suitab e for machine speed 400~600rpm

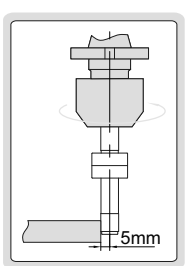

6573-1

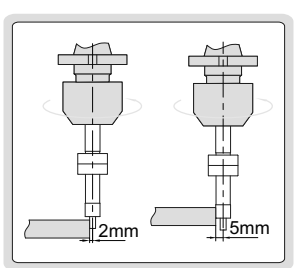

6573-2

Code	hank 9A :	Contact point 9B :	Contact point 9C :	Accuracy
6573-1	Ø10mm	Ø10mm	—	5µm
6573-2	Ø10mm	Ø10mm	Ø4mm	5µm

6573-1 **6573-2**

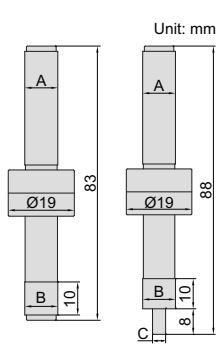

6573-1 6573-2

https://precishop.hu

EDGE FINDER

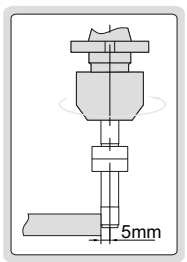

6562-3

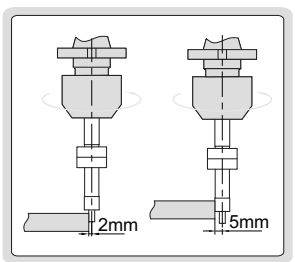

6562-4

- Hardened shank and contact point
- Suitab e for machine speed 400~600rpm

Code	hank 9A	Contact point 9B	Contact point 9C	Accuracy
6562-3	Ø10mm	Ø10mm	—	5μm
6562-4	Ø10mm	Ø10mm	Ø4mm	5μm

6562-3 **6562-4**

Unit: mm

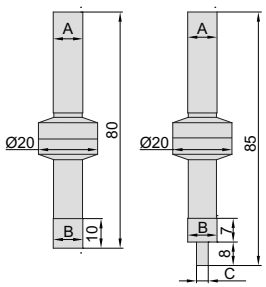

6562-3 6562-4

EDGE FINDER

- Hardened shank and contact point
- Suitab e for machine speed 400~600rpm

Code	hank 9A	Contact point 9B	Accuracy
6567-1	Ø10mm	Ø6mm	8μm

Unit: mm

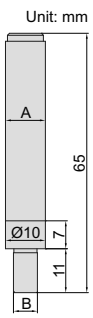

6567-1

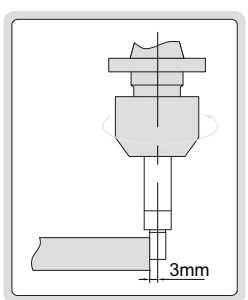

CERAMIC EDGE FINDER

- Ceramic contact point, non magnetic
- Suitab e for machine speed 400~600rpm

Code	hank 9A	Contact point 9B	Accuracy
656 -1	Ø10mm	Ø10mm	8μm

Unit: mm

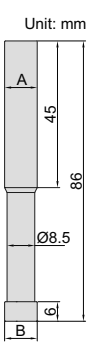

656 -1

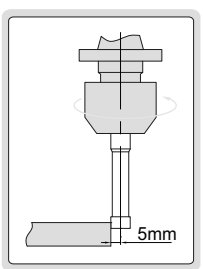

4 0
https://precishop.hu

EDGE FINDER FOR EDM

CAN BE CUSTOM-MADE

spind e type

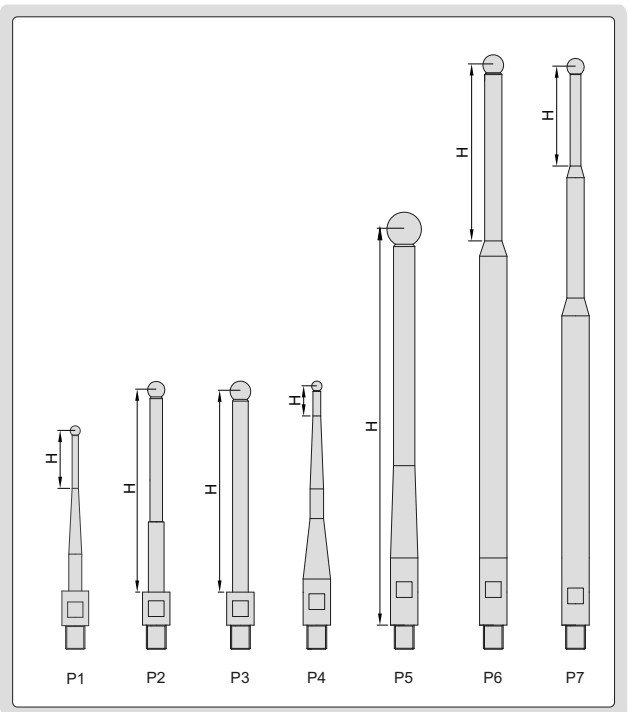

magnetic base

655 -52

- To ocate workpieces
- Buzzer in EDM sounds when the ba touches the workpiece
- Tungsten stee ba , diameter accuracy: ±0.003mm
- Non magnetic stain ess stee spind e
- Magnetic base

9**mm** :

Code	Ball dia @ ØD :	pindle length 9L :	Measuring depth 9H :	pindle type
655 -11	SØ1	69	5	P4
655 -21	SØ2	49	6	P1
655 -22	SØ2	69	6	P4
655 -23	SØ2	119	8	P4
655 -31	SØ3	48	6	P1
655 -32	SØ3	68	7	P4
655 -33	SØ3	118	10	P4
655 -41	SØ4	48	37	P3
655 -42	SØ4	68	57	P2
655 -43	SØ4	118	16	P4
655 -44	SØ4	168	28	P7
655 -51	SØ5	47	36	P3
655 -52	SØ5	67	56	P2
655 -53	SØ5	117	106	P2
655 -54	SØ5	167	46	P6
655 -61	SØ6	47	35	P3
655 -62	SØ6	67	56	P3
655 -63	SØ6	87	76	P3
655 -64	SØ6	117	107	P2
655 -65	SØ6	167	51	P6
655 - 1	SØ8	46	46	P5
655 - 2	SØ8	66	54	P3
655 - 3	SØ8	116	105	P3
655 - 4	SØ8	166	51	P6
655 -101	SØ10	45	34	P3
655 -102	SØ10	65	53	P3
655 -103	SØ10	115	114	P5
655 -104	SØ10	165	53	P6

Unit: mm

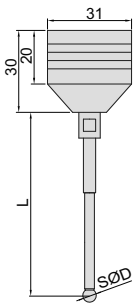

https://precishop.hu

DIGITAL 3D TE TER

INSIZE PLUS
MADE IN EU OPE

P65 WATERPROOF

SHOCK PROOF

spind e

adjustment screw (adjust the concentricity between spind e and probe)

probe (inc uded)

2 46-3D

find center of ho es

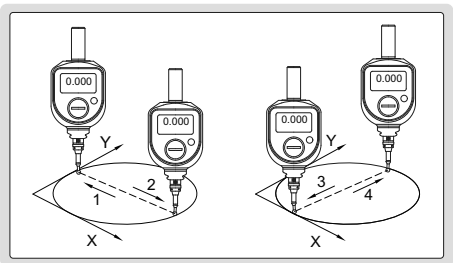

ength measurement

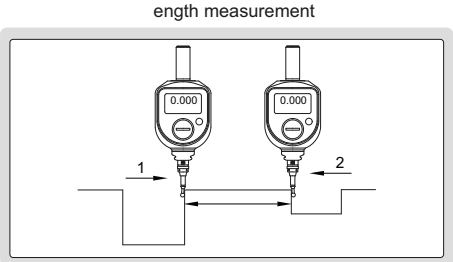

depth measurement

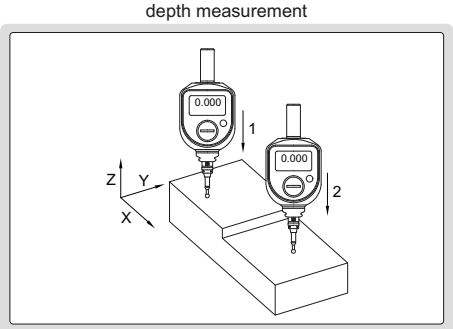

position workpieces

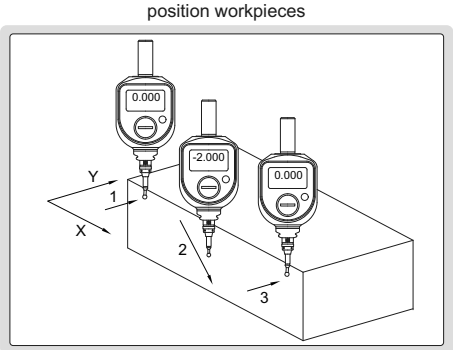

if the probe is pressed too much, the probe breaks at the breaking point, in order to pre ent damage of the main body

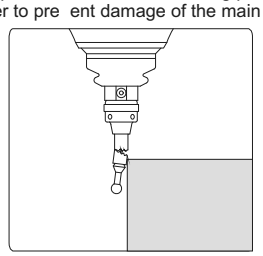

Unit: mm

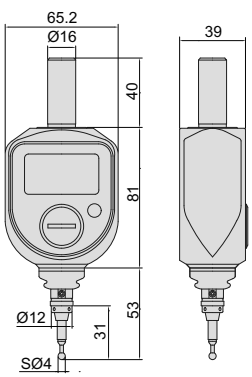

- Shockproof, IP65 dust/waterproof
- Main y used for mi ing machines and CNC machine too s
  1. determine coordinate point on workpieces
  2. find center of ho es
  3. adjust and position workpieces
- Can be used to measure ength and depth
- Reading shows mo ement a ue of probe.
  for examp e, if probe mo es 0.01mm, reading changes 0.01mm
- Large working range on three axes (X, Y, Z),
  which a oids damage of probes due to co ision by mistake
- Optiona accessory: probe (code**2 40-N1**)

Code	Range	Resolution	Repeatability at zero 9one direction :	X, Y, Z range
2 46-3D	±2mm	0.005mm	±0.005mm	6mm

4 2

https://precishop.hu

ATTENTION: WHEN USING STANDARD PROBE, READING SHOWS MOVEMENT VALUE OF PROBE.
WNEN USING EXTENDED PROBE, READING DOES NOT SHOW MOVEMENT VALUE OF PROBE

P67 WATERPROOF

SHOCK PROOF

3D TE TER

INSIZE PLUS
MADE IN EU OPE

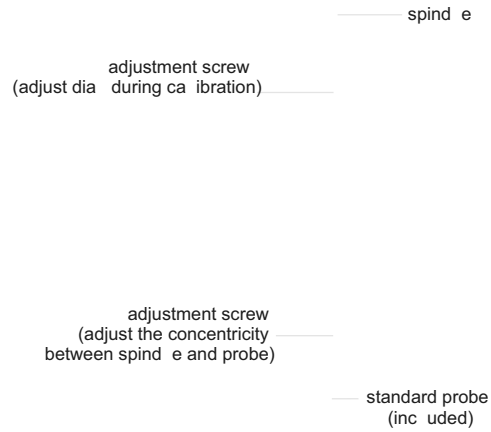

2 40-3D

find center of ho es

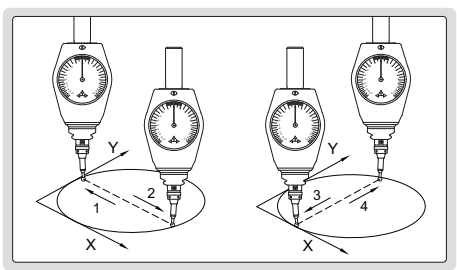

if the probe is pressed too much,
the probe breaks at the breaking point,
in order to pre ent damage of the main body

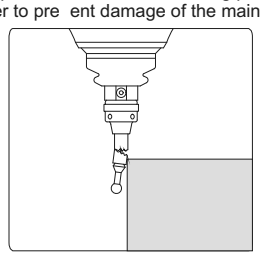

Unit: mm

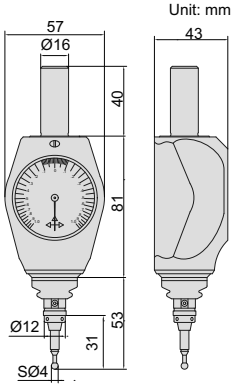

ength measurement

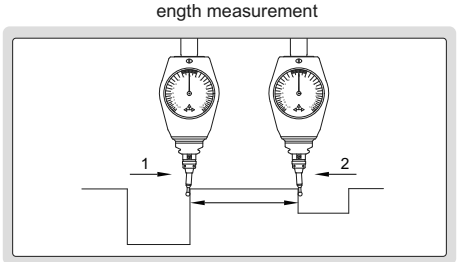

depth measurement

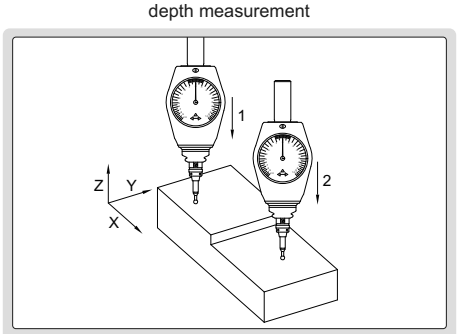

- Shockproof, IP67 dust/waterproof
- Main y used for mi ing machines and CNC machine too s
  1. determine coordinate point on workpieces
  2. find center of ho es
  3. adjust and position workpieces
- Can be used to measure ength and depth
- When using standard probe, reading shows mo ement a ue of probe, for examp e, if probe mo es 0.05mm, reading changes 0.05mm (5 graduations). When using extended probe, reading does not show mo ement a ue of probe
- Large working range on three axes (X, Y, Z), which a oids damage of probes due to co ision by mistake

Code	Range	Graduation	Repeatability at zero 9one direction :	X, Y, Z range
2 40-3D	±1.0mm	0.01mm	±0.01mm	6mm

position workpieces

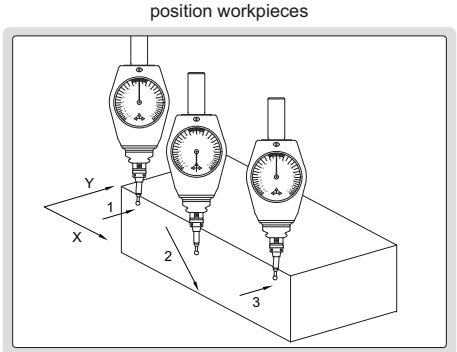

PROBE 9optional :

Code	Description	L	D
2 40-N1	standard probe	31mm	SØ4mm
2 40-N2	extended probe	56.6mm	SØ6mm

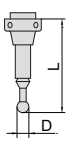

standard probe extended probe

https://precishop.hu

TRIGGER-TYPE 3D PROBE 9AUDIBLE AND VI UAL ALARM : CODE 9410

P67
WATERPROOF

type-C charging cab e (inc uded)

signal extension cord (inc uded)

Unit: mm

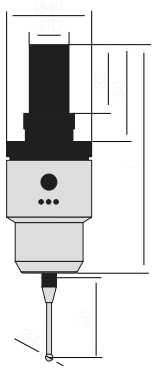

- Suitab e for a kinds of machining centers, CNC boring machines, mi ing machines, dri ing and tapping centers
- Suitab e for workpiece detection of arious so id materia s
- Manua y set the workpiece coordinates and machining reference points before CNC machining process
- In the process of CNC machining, manua y detect and contro key dimensions and position coordinates and their accuracy
- Detect the accuracy of the key size, shape and position of the workpiece after comp etion of CNC machining
- Standard Ø20mm shank diameter, he d by CNC
- LED indicator and buzzer indicate the trigger state of the probe
- Using ithium battery charging techno ogy, no need to rep ace the battery
- The battery (5% uti ization rate per shift) can be used continuous y for 90 days
- Type-C interface
- Optiona accessory: sty i and extension bar

app ication

SPECIFICATION

Probe length 9L :	115.5mm
hank diameter ØD :	20mm
Trigger direction	±X, ±Y, +Z
Directional trigger protection stroke	X-Y: ±12°, Z: +5mm
Arbitrary one-way repeated trigger accuracy	≤1μm
Trigger force in X-Y direction 9with standard styli :	0.3-0.6N
Trigger force in Z direction	4N
Dust/waterproof	IP67
Type-C charging cable	1.5m
ignal extension cord 9provide signals to CNC :	1m

Unit: mm

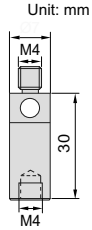

Unit: mm

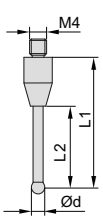

EXTENSION ROD (OPTIONAL)

Code	Material
9410-R1	cera ic

TYLI 9OPTIONAL

mm :

Code	L1	L2	Ød	Material of rod*	Material of all
9410-P1	18	13	4	stain ess stee	ruby
9410-P2	18	13.5	5	stain ess stee	ruby
9410-P3	18.5	13	3	stain ess stee	ruby
9410-P4	19	8	2	carbide	ruby
9410-P5	19.5	4	1	carbide	ruby
9410-P6	50	40	2	carbide	ruby
9410-P7	50	34	5	ceramic	ruby
9410-P	100	86	6	ceramic	ruby
9410-P9	40	30	4	ceramic	ruby
9410-P10	50	36	6	ceramic	ruby

* For stain ess stee or carbide rods, it is recommended to use extension rods to protect spind es in case of break

4 4
https://precishop.hu

INFRARED TRANSMISSION PROBES FOR CNC MACHINE TOOL

VIDEO

IP68 WATERPROOF

Unit: mm

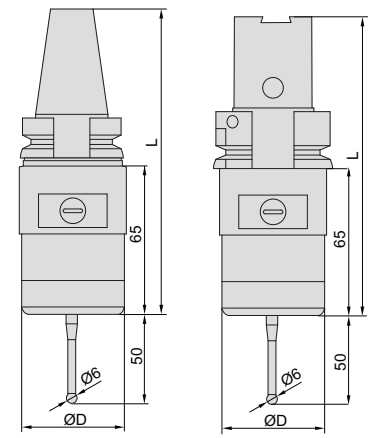

BT30, BT40, BT50, CAT40 spindles

HSK63A spindle

Unit: mm

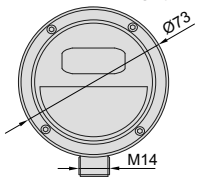

9413-A

9413-1

BT30, BT40, BT50, CAT40	HSK63A

- On-machine measurement of all kinds of small and medium-sized machining centers, CNC boring, milling machines and five-axis CNC machine tools
- Automatically set the workpiece coordinate and machining reference point before CNC machining process
- Automatically measure dimension and position coordinate during CNC machining
- Measure dimension, shape and position after CNC machining is completed
- Four kinds of SSR signals such as probe status, error, low voltage and pulse are transmitted to CNC machine tools
- M code is used to control on or off of probes
- Infrared transmission, strong anti-interference
- Infrared transmission/reception range: 5m
- Supplied with automatic measurement software
- Optional accessory: styli

PROBE SPECIFICATION

Code	9413-1	9413-2	9413-3	9413-4	9413-5
Probe length (L)	140mm	166mm	216mm	168mm	136mm
Probe diameter ØD)	48mm	48mm	48mm	48mm	48mm
Applicable spindle*	BT30	BT40	BT50	CAT40	HSK63A
Trigger accuracy of styli in any direction	1μm				
Protection stroke triggered by styli in all directions	X and Y axis stroke: ±12.5°, Z axis stroke: 5mm				
Trigger force of styli in all directions	X and Y axis: 1-1.6N, Z axis: 5-10N				
Dust/waterproof	IP68				
Power supply	2×LS14250 lithium battery				

* SK and ISO spindle probes also can be customized

RECEIVER SPECIFICATION

Code	9413-A
Protection function	low battery voltage or probe transmitting signal all the time **
Applicable probe	code **9413-1**, **9413-2**, **9413-3**, **9413-4**, **9413-5**
Cable length	8m
Dust/waterproof	IP68
Power supply	input voltage: 24V±10% (DC), load current: 50mA

** When battery voltage is low or probe is in wrong state, receiver sends a signal to CNC machine to stop working

To be continued

https://precishop.hu

Continued from previous page

Unit: mm

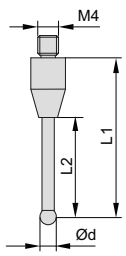

STYLI (OPTIONAL) **(mm)**

Code	L1	L2	Ød	Material of rod***	Material of ball
9410-P1	18	13	4	stainless steel	ruby
9410-P2	18	13.5	5	stainless steel	ruby
9410-P3	18.5	13	3	stainless steel	ruby
9410-P4	19	8	2	carbide	ruby
9410-P5	19.5	4	1	carbide	ruby
9410-P6	50	40	2	carbide	ruby
9410-P7	50	34	5	ceramic	ruby
9410-P8	100	86	6	ceramic	ruby
9410-P9	40	30	4	ceramic	ruby
9410-P10	50	36	6	ceramic	ruby

*** For stainless steel or carbide rods, it is recommended to use extension rods to protect spindles in case of break

Unit: mm

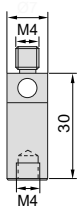

EXTENSION ROD (OPTIONAL)

Code	Material
9410-R1	ceramic

application

AUTOMATIC MEASUREMENT SOFTWARE (INCLUDED)

1. Stylus automatic calibration
2. Protection of stylus during probe movement (avoid collision)
3. Groove and boss measurement

5. X or Y single-surface measurement

7. 4th axis measurement
8. Angle on X and Y plane measurement
9. Three points measurement of arc

4. Bore and axis measurement

6. Internal and external corner measurement

10. Measure the distance between two holes

https://precishop.hu

INFRARED TRANSMISSION PROBES FOR CNC MACHINE TOOL (CAN BE USED IN COMBINATION WITH ZERO SETTER WITH INFRARED TRANSMISS

IP68 WATERPROOF

Unit: mm

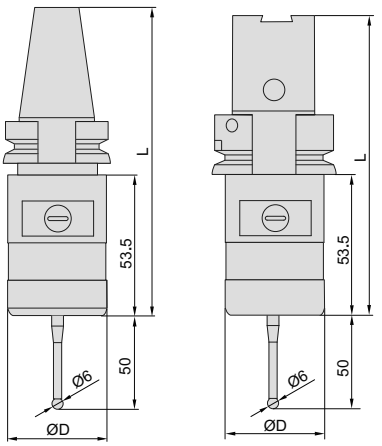

BT30, BT40, BT50, CAT40 spindles

HSK63A spindle

Unit: mm

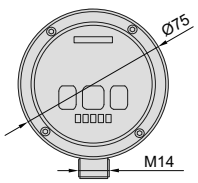

VIDEO

9414-A

9414-1

BT30, BT40, BT50, CAT40	HSK63A

- On-machine measurement of all kinds of small and medium-sized machining centers, CNC boring, milling machines and five-axis CNC machine tools
- Automatically set the workpiece coordinate and machining reference point before CNC machining process
- Automatically measure dimension and position coordinate during CNC machining
- Measure dimension, shape and position after CNC machining is completed
- Four kinds of SSR signals such as probe status, error, low voltage and pulse are transmitted to CNC machine tools
- Working status can be displayed on receiver LED indicator
- Signal transmitting range of probe can be set
- Infrared transmission, fast response, high reliability
- The battery (5% utilization rate per shift) can be used continuously for 90 days
- Supplied with measurement software package
- Can be used in combination with zero setter with infrared transmission (code **9415-1**, **9415-2**)
- Optional accessory: styli

PROBE SPECIFICATION

Code	9414-1	9414-2	9414-3	9414-4	9414-5
Probe length (L)	130mm	151.5mm	208.3mm	156mm	126.5mm
Probe diameter (ØD)	40mm	40mm	40mm	40mm	40mm
Applicable spindle*	BT30	BT40	BT50	CAT40	HSK63A
Trigger accuracy of styli in any direction	1μm				
Protection stroke triggered by styli in all directions	X and Y axis stroke: ±12°, Z axis stroke: 5mm				
Trigger force of styli in all directions	X and Y axis: 0.5-1N, Z axis: 7.5N				
Dust/waterproof	IP68				
Power supply	2xLS14250 lithium battery				

* SK and ISO spindle probes also can be customized

RECEIVER SPECIFICATION

Code	9414-A
Protection function	low battery voltage, overstroke and signal interrupt protection**
Applicable	probe code **9414-1**, **9414-2**, **9414-3**, **9414-4**, **9414-5**; zero setter code **9415-1**, **9415-2**
Infrared transmission/reception range	3m
Cable length	8m
Dust/waterproof	IP68
Power supply	input voltage: 24V±10% (DC), load current (max): 50mA

** When battery voltage is low or zero setter is in wrong state, receiver sends a signal to CNC machine to stop working

To be continued

https://precishop.hu

Continued from previous page

Unit: mm

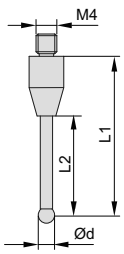

STYLI (OPTIONAL) **(mm)**

Code	L1	L2	Ød	Material of rod***	Material of ball
9410-P1	18	13	4	stainless steel	ruby
9410-P2	18	13.5	5	stainless steel	ruby
9410-P3	18.5	13	3	stainless steel	ruby
9410-P4	19	8	2	carbide	ruby
9410-P5	19.5	4	1	carbide	ruby
9410-P6	50	40	2	carbide	ruby
9410-P7	50	34	5	ceramic	ruby
9410-P8	100	86	6	ceramic	ruby
9410-P9	40	30	4	ceramic	ruby
9410-P10	50	36	6	ceramic	ruby

*** For stainless steel or carbide rods, it is recommended to use extension rods to protect spindles in case of break

application

Unit: mm

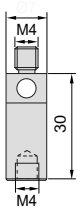

EXTENSION ROD (OPTIONAL)

Code	Material
9410-R1	ceramic

AUTOMATIC MEASUREMENT SOFTWARE (INCLUDED)

1. Stylus automatic calibration
2. Protection of stylus during probe movement (avoid collision)
3. Groove and boss measurement

5. X or Y single-surface measurement

7. 4th axis measurement
8. Angle on X and Y plane measurement
9. Three points measurement of arc

4. Bore and axis measurement

6. Internal and external corner measurement

10. Measure the distance between two holes

https://precishop.hu

IP68
WATERPROOF

ZERO SETTER WITH INFRARED TRANSMISSION (FIVE-SIDE

VIDEO

9415-1

Unit: mm

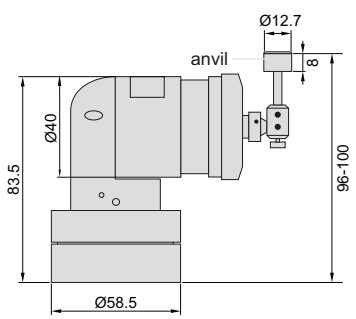

9415-1

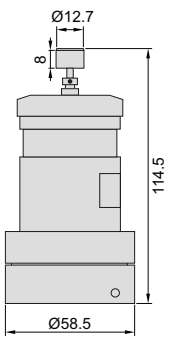

9415-2

9414-A

Unit: mm

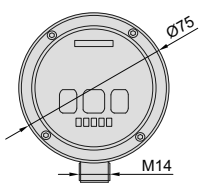

- Suitable for all kinds of small and medium-sized machining centers, CNC boring, milling machines and five-axis CNC machine tools, etc.
- Automatically set the tool length parameters before CNC machining process
- Automatic detection of tool wear or damage during CNC machining
- Automatic detection of tool wear or damage after CNC machining is completed
- The working surface of anvil is ceramic and has chamfer, which can greatly improve the service life
- Infrared transmission, fast response, high reliability
- The battery (5% utilization rate per shift) can be used continuously for 90 days
- Supplied with automatic zero setter software package
- Can be used in combination with infrared transmission probes for CNC machine tools (code **9414-1**, **9414-2**, **9414-3**, **9414-4**, **9414-5**)
- Optional accessory: square anvil (code **9412-B1**)

ZERO SETTER SPECIFICATION

Code	9415-1	9415-2
Height (factory setting)	96-100mm	114.5mm
Diameter of zero setter	Ø12.7mm	
Trigger direction	±X, ±Y, +Z	
Trigger protection stroke	X-Y: ±5mm, Z: 8mm	
Trigger force of zero setter all direction	X and Y axis: 0.5-1N, Z axis: 1.5N	X and Y axis: 0.5-1N, Z axis: 5N
Repeated trigger accuracy	≤1μm	
Start/stop mode	M code control*	
Hardness of the zero setter	HM8.5	
Dust/waterproof	IP68	
Power supply	2xLS14250 lithium battery	

*Before purchasing, please confirm whether CNC still has enough M code to be used

To be continued

https://precishop.hu

Continued from previous page

RECEIVER SPECIFICATION

Code	**9414-A**
Protection function	low battery voltage, overstroke and signal interrupt protection**
Applicable	probe code **9414-1**, **9414-2**, **9414-3**, **9414-4**, **9414-5**; zero setter code **9415-1**, **9415-2**
Infrared transmission/reception range	3m
Cable length	8m
Dust/waterproof	IP68
Power supply	input voltage: 24V±10% (DC), load current (max): 50mA

** When battery voltage is low or zero setter is in wrong state, receiver sends a signal to CNC machine to stop working

Unit: mm

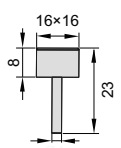

application

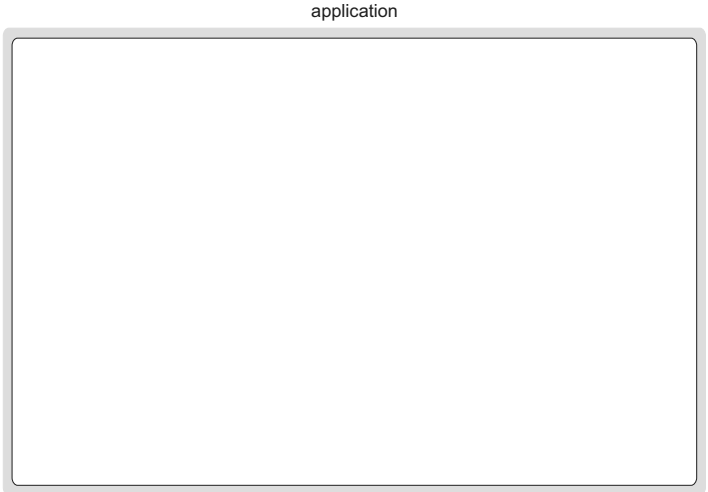

SQUARE ANVIL (OPTIONAL)

Code	Shape	Dimension	Material
9412-B1	square	16×16mm	ceramic

Automatic zero setter software (included)

1. Automatic calibration of the center position of the anvil
2. Standard knife length setting
3. Semi-automatic and fully automatic tool setting for tool length





4. Semi-automatic and fully automatic tool diameter settings

5. Automatic detection of tool wear and breakage



https://precishop.hu

IP68
WATERPROOF

ZERO SETTER WITH CABLE (FIVE-SIDE
CODE 9412

- Suitable for various machining centers, CNC boring and milling machines, etc.
- Automatically set the tool length parameters before CNC machining process
- Automatic detection of tool wear or damage during CNC machining
- Automatic detection of tool wear or damage after CNC machining is completed
- The working surface adopts ceramic material and chamfering process, which can greatly improve the service life
- The plug, cable part and output signal of the host are protected, so that the zero setter can work in the splash environment for a long time
- Signal transmission through the cable, the reverse connection of the power line can change the state of the signal output
- The working status is displayed by the indicator light
- Supplied with automatic zero setter software package
- Optional accessory: square feeler block (code **9412-B1**)

SPECIFICATION

Height (factory setting)	80±0.5mm
Diameter of zero setter	Ø12.7mm
Trigger direction	±X, ±Y, +Z
Trigger protection stroke	X-Y: ±5mm, Z: 8mm
Axial reset force	3.4N-3.6N
Repeated trigger accuracy	≤1μm
Hardness of the zero setter	HM8.5
Class of protection	IP68
Cable length*	6m (stainless steel sheath 3m)
Input voltage	24V±10% (DC)
Load current	max: 50mA
Signal type and logic**	SSR (NC/NO)

*The length of the cable can be customized

**Before purchasing, it is necessary to confirm whether the working logic of the tool setter output signal matches CNC control system

VIDEO

Unit: mm

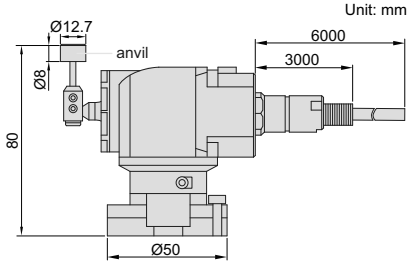

Unit: mm

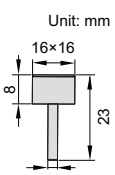

SQUARE ANVIL (OPTIONAL)

Code	Shape	Dimension	Material
9412-B1	square	16×16mm	ceramic

application



Automatic zero setter software (included)

1. Automatic calibration of the center position of the anvil
2. Standard knife length setting
3. Semi-automatic and fully automatic tool setting for tool length
4. Semi-automatic and fully automatic tool diameter settings
5. Automatic detection of tool wear and breakage






https://precishop.hu

ZERO SETTER (WITH CABLE)
CODE 9411

IP68 WATERPROOF

- Suitable for various machining centers, CNC boring and milling machines, etc.
- Automatically set the tool length parameters before CNC machining process
- Automatic detection of tool wear or damage during CNC machining
- Automatic detection of tool wear or damage after CNC machining is completed
- The working surface is made of hard alloy material, which can greatly improve the scratch resistance
- Signal transmission through the cable, the reverse connection of the power line can change the state of the signal output
- The working status is displayed by the indicator light
- Supplied with 20mm mounting base
- Supplied with automatic zero setter software package
- Optional accessory: blow-cleaning device (code **9411-C1**)

SPECIFICATION

Height	80mm (the height is 100mm after adding the mounting base 4
Diameter of zero setter	Ø25mm
Downward travel	5mm
Axial reset force	6N±0.3N
Repeated trigger accuracy	≤1μm
Hardness of the zero setter	HRA90-93
Class of protection	IP68
Cable length*	6m (stainless steel sheath 3m)
Input voltage	24V±10% (DC)
Load current	max: 50mA
Signal type and logic**	SSR (NC/NO)

*The length of the cable can be customized

**Before purchasing, it is necessary to confirm whether the working logic of the tool setter output signal matches CNC control system

VIDEO

mounting base (included 4

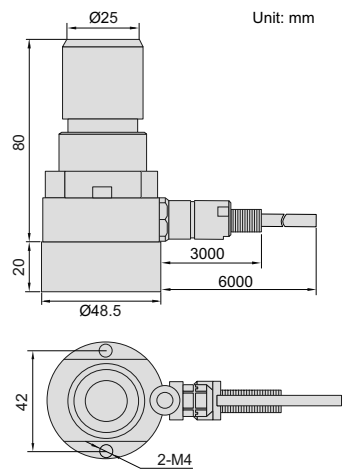

BLOW-CLEANING DEVICE (OPTIONAL)

Code	Material
9411-C1	stainless steel

Before purchasing a blow-cleaning device, it is necessary to confirm whether CNC machine has the M-code to control the cleaning

blow-cleaning device **(optional)**

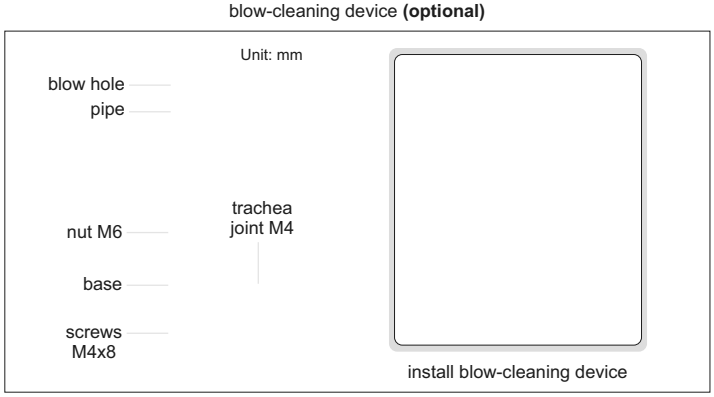

application



Automatic zero setter software package (included)

1. Automatic calibration of the center position of the cutter block
2. Standard knife length setting
3. Semi-automatic and fully automatic tool setting for tool length
4. Automatic detection of tool wear and breakage





https://precishop.hu

ELECTRONIC ZERO SETTER

INSIZE PLUS
MADE IN EU OPE

LOW TEST FORCE

- The base is electrically conducted to the cutting tools through the table and chuck. The LED lights up when the cutting tool touches the anvil
- Magnetic base
- Two batteries LR44

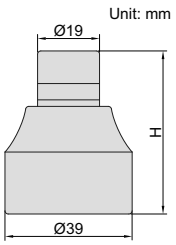

Code	Height (H)	Accuracy	Test force
6553-50	50mm	±10μm	7N (at 49mm)

6553-50

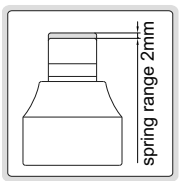

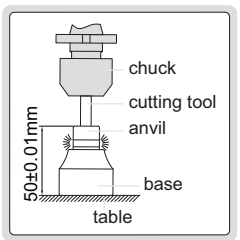

DIGITAL ZERO SETTER

IP65 WATERPROOF

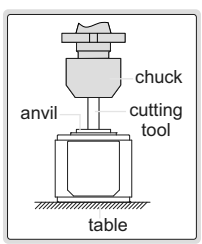

6557-50

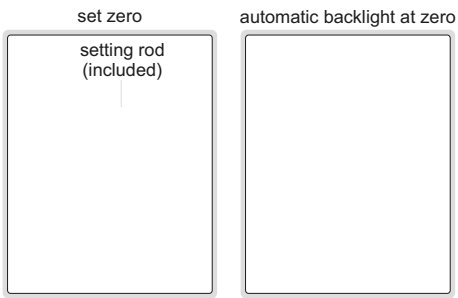

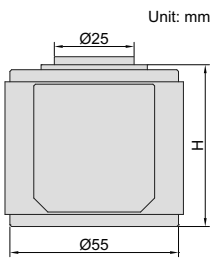

Code	Height (H)	Anvil stroke	Accuracy*	Test force	Repeatability
6557-50	50mm	2.5mm	±10μm/0.0004"	10N (at 50mm)	2μm

*The accuracy is ensured within Ø10mm of the center

- Resolution: 0.001mm/0.00005"
- IP65 dust/waterproof
- Buttons: on/off, mm/inch, zero
- CR2032 battery
- Automatic power off
- Magnetic base
- Automatic backlight at zero

ZERO SETTER

INSIZE PLUS
MADE IN EU OPE

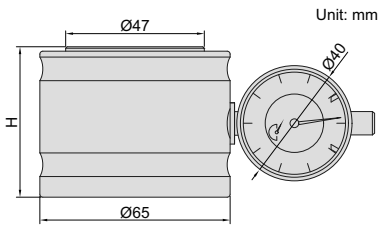

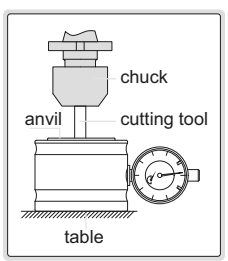

Code	Height (H)	Graduation	Accuracy	Test force
6554-50	50mm	0.01mm	±0.02mm	9N (at 50mm)

6554-50

ZERO SETTER

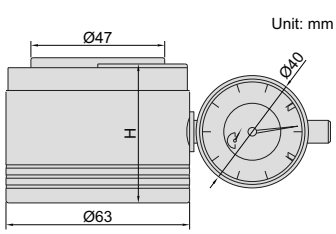

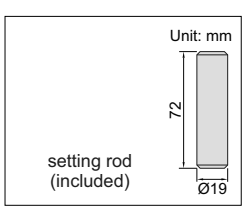

Code	Height (H)	Graduation	Accuracy	Test force
6556-50	50mm	0.01mm	±0.01mm	10N (at 50mm)

6556-50

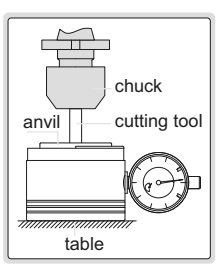

https://precishop.hu

ZERO SETTER

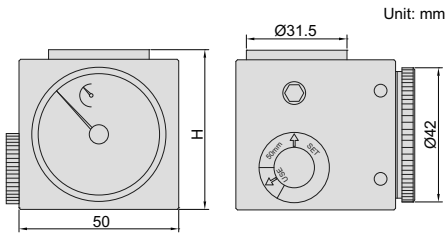

- Magnetic base

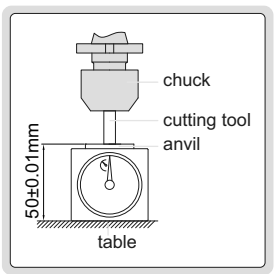

2397-502A

Code	Height (H)	Graduation	Accuracy	Test force
2397-502A	50mm	0.01mm	±0.01mm	9N (at 50mm)

ZERO SETTER

- Magnetic base with on-off switch

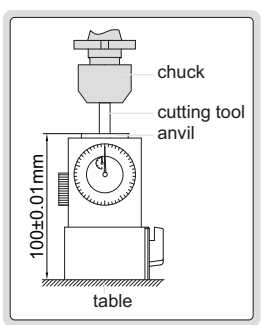

2394-100A

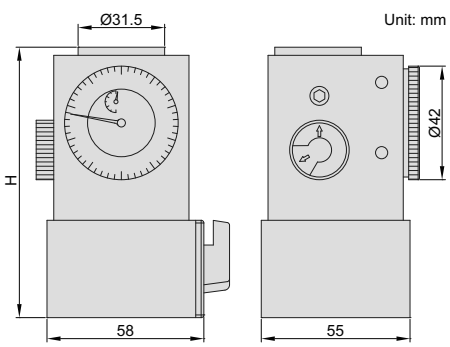

Code	Height (H)	Graduation	Accuracy	Test force
2394-100A	100mm	0.01mm	±0.01mm	9N (at 100mm)

LOW TEST FORCE ZERO SETTER

INSIZE PLUS
MADE IN EU OPE

LOW TEST FORCE

- Magnetic base
- Low test force, suitable for micro tools with minimum diameter Ø0.1mm

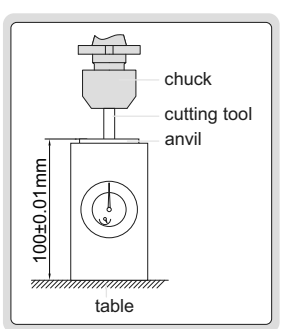

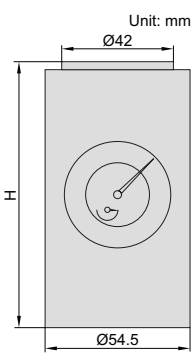

6555-100B

Code	Height (H)	Graduation	Accuracy	Test force
6555-100B	100mm	0.01mm	±0.01mm	1N (at 100mm)

https://precishop.hu

Electronic Levels
Page 496

Digital Levels And Slope Meters
Page 497-500

Frame Levels
Page 501

Block Levels
Page 502

Levels
Page 503-506

Cross-Line Laser Levels
Page 507

Self-Leveling Rotary Lasers
Page 508

https://precishop.hu

ELECTRONIC LEVELS

INSIZE PLUS
MADE IN EU OPE

INSPECTION CERTIFICATE | DATA OUTPUT | SHOCK PROOF

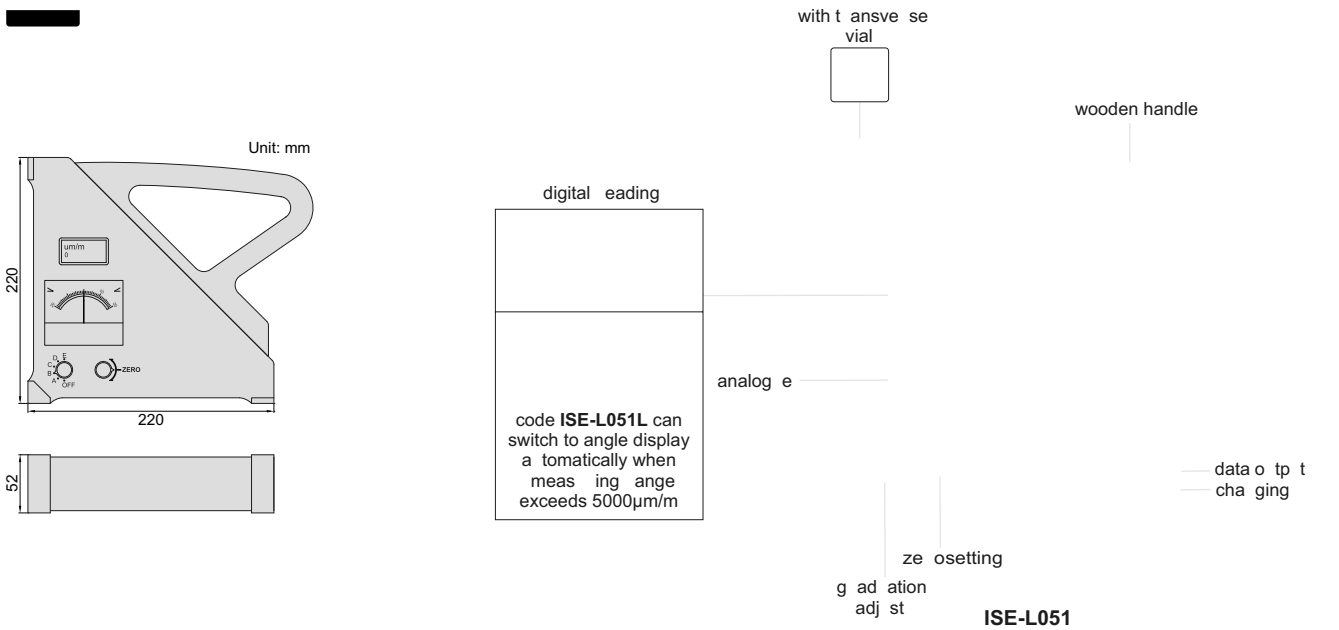

- Shockp oof
- Analog e and digital eading modes

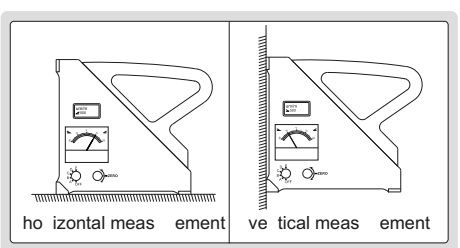



SPECIFICATION

Code	ISE-L051		ISE-L051L		
Analogue graduation (adjustable)	250μm/m (=0.014°)	50μm/m (=10")	10μm/m (=2")	5μm/m (=1")	1μm/m (=0.2")
Analogue range	±5000μm/m	±1000μm/m	±200μm/m	±100μm/m	±20μm/m
Digital reading resolution	ho izontal: 1μm/m (=0.2")		ho izontal: 1μm/m (=0.2"), angle: 0.01°		
Digital reading range	ho izontal: 5000μm/m		ho izontal: 5000μm/m, angle: 0.3~85°		
Accuracy	ho izontal: ±1%		ho izontal: ±1%, angle: ±0.7%		
Zero setting range	±1500μm/m				
Response time	<3s				
Data output	RS232				
Power supply	echa geable Li-ion batte y, p ovides powe fo 10h contin o s wo king				
Dimension	220×220×52mm				
Weight	4.4kg				

STANDARD DELIVERY

Main unit	1 pc
AC/DC adapter	1 pc

OPTIONAL ACCESSORY

Software and data output cable	ISE-L050-SOFTWARE

https://precishop.hu

DATA OUTPUT

DIGITAL LEVEL
CODE ISE-2DT



- Colo LCD, to ch panel
- X-Y axis meas ement
- Set the tole ance and the display is shown in diffe ent colo s

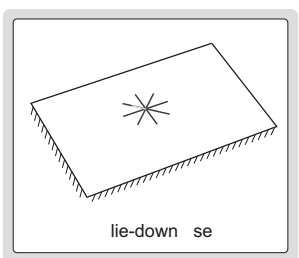

within the tole ance (g een) o t of the tole ance (ed)

- To show the incline with line o b bble

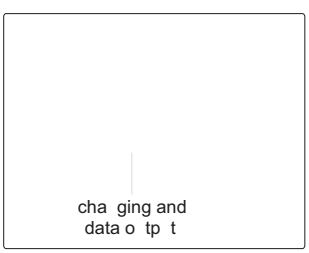

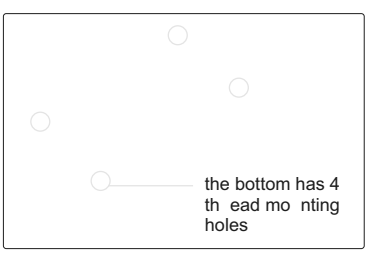

SPECIFICATION

Measuring range	±30°
Resolution	0.1°, 0.01°, 0.1mm/m
Accuracy	±0.03° (ange 0~3°) ±0.05° (ange >3°)
Power supply	echa geable batte y
Dimension	115×66×25mm
Weight	224g

STANDARD DELIVERY

Main unit	1 pc
USB cable	1 pc

OPTIONAL ACCESSORY

Software	**ISE-2DT-SOFTWARE**

PC softwa e (**optional**), send data to txt

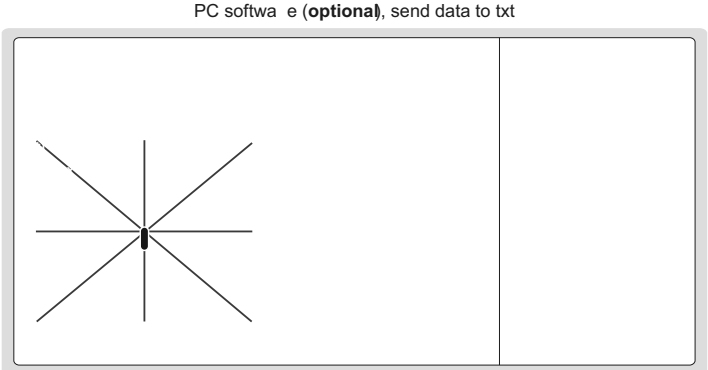

https://precishop.hu

DUAL AXIS DIGITAL LEVEL AND GYRO ANGLE METER

DATA OUTPUT

DISPLAY FLIPS OVER WHEN THE BOTTOM FACES UP

AUDIBLE ALARM WHEN OUT OF LIMIT

BACKLIGHT

ATTENTION: HARD PLASTIC CASE

Unit: mm

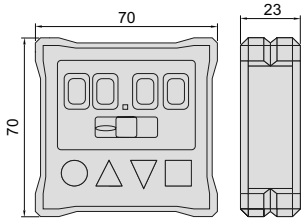

2199-1

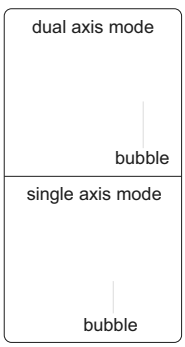



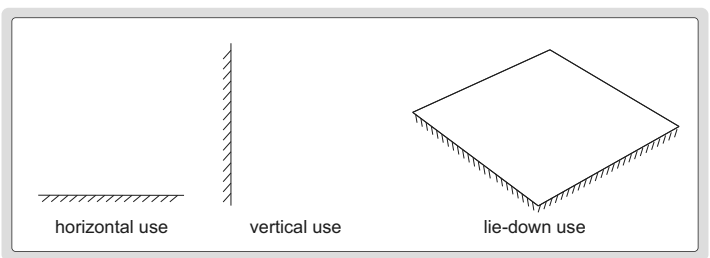

- Single axis/do ble axis level and slope mete , gy o techniq e can meas e the angle between two planes in any di ection
- Ha d plastic case, with V-shaped g ooves, fo magnetic sides
- Display flips ove when the bottom faces p
- A dible ala m when o t of limit
- B ttons: POWER, ZERO, HOLD, display nit (°, mm/m, %), MENU
- Recha geable Li-ion batte y 3.7V, ope ation time is 40 ho s
- A tomatic powe off in 30 min tes
- Data o tp t
- Optional accesso y:wi ed data t ansmission (code**2199-A01**), bl etooth (code **2199-A02**), t ansmission distance is 10 mete s (nde the condition of no obst ction and no elect omagnetic ite fe ence)

Code	Range	Resolution	Accuracy
2199-1	single axis level: 4x90° d al axis level: ±40°	0.01°	at 0° and 20°: ±0.08° at 20° and 70°: ±0.15° at 70° and 90°: ±0.08°
	gy o angle mete : 360°	0.1°	±0.5°

measurement of angle between two planes in any direction (gyro technique)

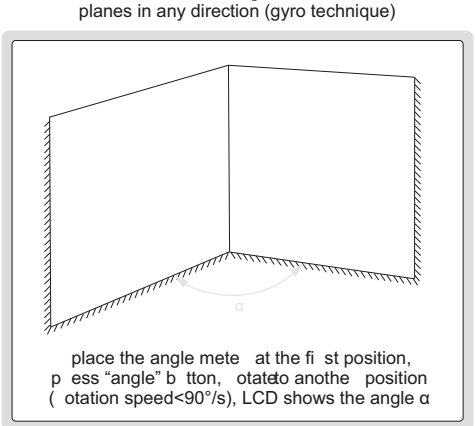

place the angle mete at the fi st position, p ess “angle” b tton, otate to anothe position (otation speed<90°/s), LCD shows the angle α



connect to computer via wi ed data t ansmission

connect to mobile phone via bl etooth



bl etooth (**optional**)

wi ed data t ansmission (**optional**)

https://precishop.hu

ABSOLUTE LEVEL | BACKLIGHT | BUZZER ALARM AT 0° AND 90° | WORKING TEMPERATURE -5°C~50°C

P WATERPROOF

DIGITAL LEVEL AND SLOPE METER

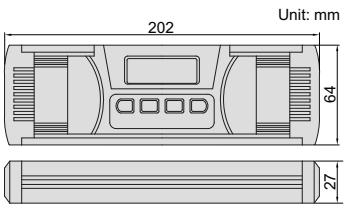

2175-360

- IP67 d st/wate p oof
- Used as level and slope mete
- Al min m f ame, shock abso bing bbe end caps
- Magnetic bottom with V-g oove fo shafts
- The sea level is pe manently set inside the chip, ze o setting is not needed when batte ies a e eplaced
- B ttons: ON/OFF, backlight/b zze ala m, absol te and inc emental meas ement, nit (mm/m, %, °), HOLD (keep the eading)
- Th eeAAA batte ies, a tomatic powe off

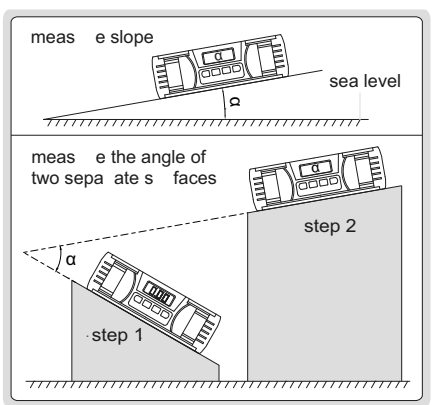

Code	Range	Resolution	Accuracy
2175-360	0-360° (90°x4)	0.05° (=0.873mm/m)	at 0°: ±0.05°; at othe s: ±0.1°

ABSOLUTE LEVEL | BACKLIGHT | BUZZER ALARM AT 0° AND 90° | WORKING TEMPERATURE -5°C~50°C

P54 WATERPROOF

DIGITAL LEVEL AND SLOPE METER

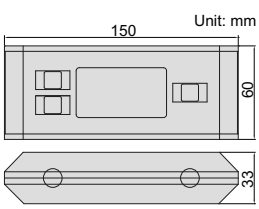

2179-360

- IP54 d st/wate p oof
- Used as level and slope mete
- Al min m f ame
- Magnetic bottom with V-g oove fo shafts
- The sea level is pe manently set inside the chip, ze o setting is not needed when batte y is eplaced
- B ttons: ON/OFF, absol te and inc emental meas ement, keep the eading, b zze ala m, nit (mm/m, %, in/ft), conve sion, backlight
- Two AAA batte ies, a tomatic powe off

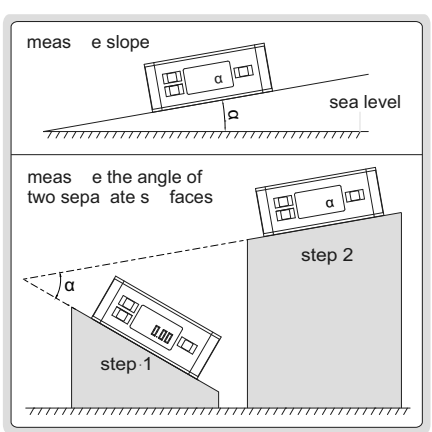

Code	Range	Resolution	Accuracy
2179-360	0-360° (90°x4)	0.05° (=0.873mm/m)	at 0° and 90°: ±0.1°; at othe s: ±0.2°

https://precishop.hu

DIGITAL LEVEL AND SLOPE METER

MAGNETIC BOTTOM | WORKING TEMPERATURE -5°C~50°C | BACKLIGHT | DISPLAY FLIPS OVER WHEN THE BOTTOM FACES UP | ABSOLUTE LEVEL

POPULAR MODEL

- Used as level and slope mete
- Al min m f ame
- Magnetic bottom
- The display flips ove when the bottom faces p
- The backlight is on a tomatically when in se, and a tomatically off in 15 seconds afte se
- The sea level is pe manently set inside the chip, ze o setting is not needed when batte y is eplaced
- B ttons: ON/OFF, ZERO, absol te and inc emental meas ement
- One AAA batte y a tomatic powe off in 5 min tes

2170-1

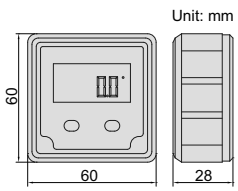

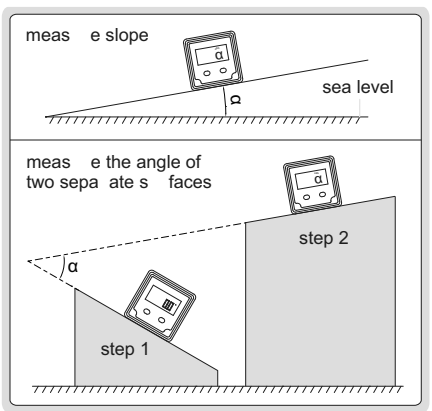

Code	Range	Resolution	Accuracy
2170-1	4x90°	0.1° (=1.745mm/m)	at 0° and 90°: ±0.1°; at othe s: ±0.2°

BLUETOOTH DIGITAL LEVEL AND SLOPE METER

BACKLIGHT | MAGNETIC BOTTOM | DISPLAY FLIPS OVER WHEN THE BOTTOM FACES UP | WORKING TEMPERATURE -5°C~50°C | ABSOLUTE LEVEL

- Used as level and slope mete
- Al min m f ame
- Magnetic bottom
- The display flips ove when the bottom faces p
- The backlight is on a tomatically when in se, and a tomatically off in 15 seconds afte se
- The sea level is pe manently set inside the chip, ze o setting is not needed when batte y is eplaced
- B ttons: ON/OFF, ZERO, HOLD, absol te and inc emental meas ement
- B ilt-in bl etooth, t ansmission distance is 15 mete s (nde the condition of no obst ction and no elect omagnetic inte fe ence)And oid and iPhone APP a e incl ded
- One AAA batte y a tomatic powe off in 5 min tes

2198-2

And oid and iPhone APP (incl ded), can choose eal-time display (contin o s t ansmission) o single t ansmission

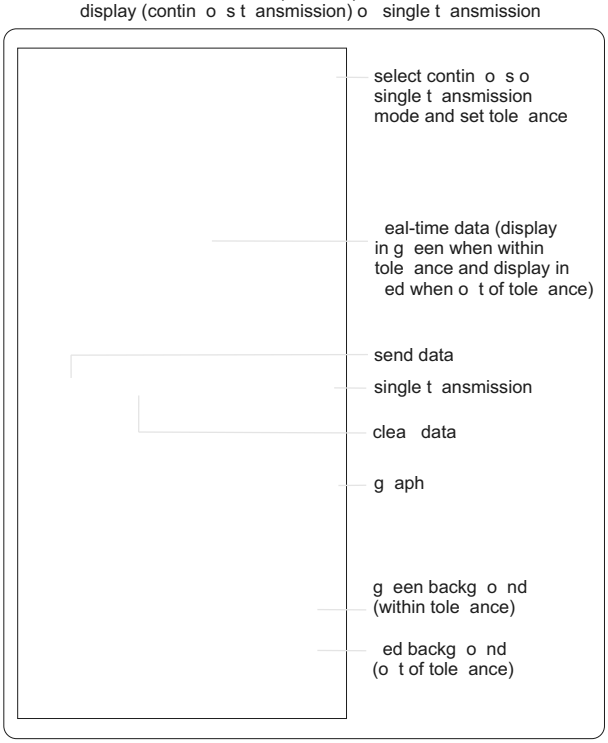

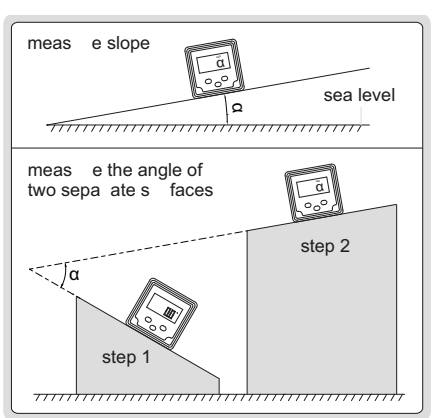

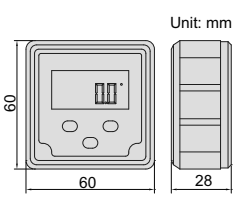

Code	Range	Resolution	Accuracy
2198-2	4x90°	0.1° (=1.745mm/m)	at 0°and 90°: ±0.1°; at othe s: ±0.2°

https://precishop.hu

NO NEED TO SET ZERO BEFORE USE

FRAME LEVELS

INSIZE PLUS
MADE IN EU OPE

magnet on the left side



4906-150

4906-150M

- No need to set ze o befo e se
- Th ee V-g ooves fo shafts (shafts dia. 19.3~115.9mm)
- With longit dinal vial

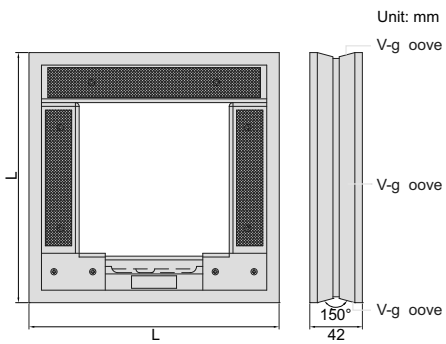

Code		Size (LxL)	Remark
Sensitivity 0.02mm/m (=0.001°)	Sensitivity 0.1mm/m (=0.0057°)		
4906-150	**4906-B150**	150x150mm	–
4906-200	**4906-B200**	200x200mm	–
4906-300	**4906-B300**	300x300mm	–
4906-150M	**4906-B150M**	150x150mm	with magnet
4906-200M	**4906-B200M**	200x200mm	with magnet
4906-300M	**4906-B300M**	300x300mm	with magnet

FRAME LEVELS

- V-g oove on bottom and left fo shafts (shafts dia. 15~68mm)
- With t ansve se vial

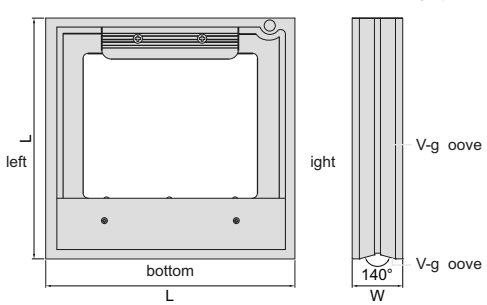

Code		Size (LxL)	W
Sensitivity 0.02mm/m (=0.001°)	Sensitivity 0.05mm/m (=0.0029°)		
4902-150	**4902-C150**	150x150mm	40mm
4902-200	**4902-C200**	200x200mm	40mm
4902-300	**4902-C300**	300x300mm	45mm

4902-200

https://precishop.hu

BLOCK LEVELS

INSIZE PLUS
MADE IN EU OPE

NO NEED TO SET ZERO BEFORE USE

- No need to set zero efore use
- V-groove on ottom for shafts (shafts dia. 19.3~115.9mm)
- With longitudinal vial

4905-200

Code		Size (L)
Sensitivity 0.02mm/m (=0.001°)	Sensitivity 0.1mm/m (=0.0057°)	
4905-160	**4905-B160**	1 30mm
4905-200	**4905-B200**	200mm
4905-300	**4905-B300**	300mm
4905-500	**4905-B500**	500mm

Unit: mm

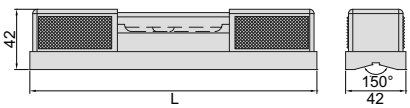

BLOCK LEVELS

POPULAR MODEL

- V-groove on ottom for shafts (shafts dia. 15~ 38mm)
- With transverse vial

Unit: mm

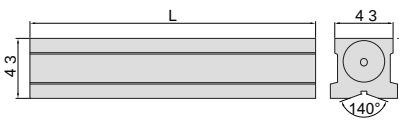

Code		Length (L)
Sensitivity 0.02mm/m (=0.001°)	Sensitivity 0.05mm/m (=0.0029°)	
4903-150A	**4903-C150**	150mm
4903-200A	**4903-C200**	200mm
4903-300A	**4903-C300**	300mm

4903-200A

SHORT LEVEL

INSIZE PLUS
MADE IN EU OPE

NO NEED TO SET ZERO BEFORE USE

- No need to set zero efore use
- Suita le for small spaces like crankshaft
- Longitudinal and transverse V-grooves on ottom for shafts (shafts dia. 19.3~115.9mm)
- With transverse vial

Code	Length	Sensitivity
4907-90	90mm	0.1mm/m (=0.0057°)

4907-90

Unit: mm

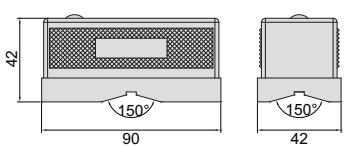

MINI LEVEL

INSIZE PLUS
MADE IN EU OPE

NO NEED TO SET ZERO BEFORE USE

- No need to set zero efore use
- With mounting holes (for M5 screws)

Code	Length	Sensitivity
4908-100	100mm	0.1mm/m (=0.0057°)

4908-100

Unit: mm

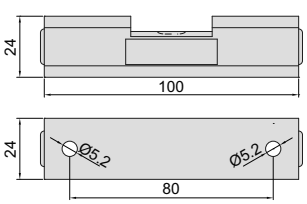

https://precishop.hu

ABSOLUTE LEVEL | BACKLIGHT | WORKING TEMPERATURE 0°C~50°C

DIGITAL LEVELS AND SLOPE METERS

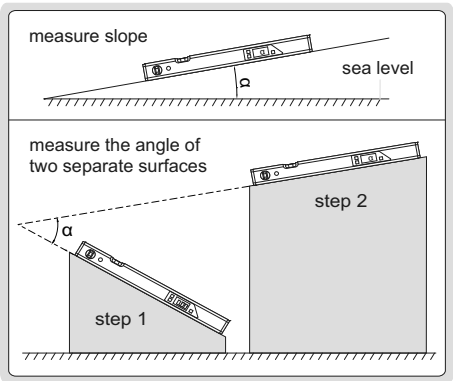

oth angle and slope are displayed

4910-400

4910-600

- With transverse and longitudinal vials
- Used as level and slope meter
- Aluminum frame, magnetic ottom
- The sea level is permanently set inside the chip, zero setting is not needed when atteries are replaced
- Buttons: ON/OFF, a solute and incremental measurement, keep the reading, uzzer alarm (not for **4910-400**), unit (mm/m, %, in/ft), conversion (not for **4910-400**), acklight
- The display flips over when the ottom faces up
- Two AAA atteries
- Automatic power off

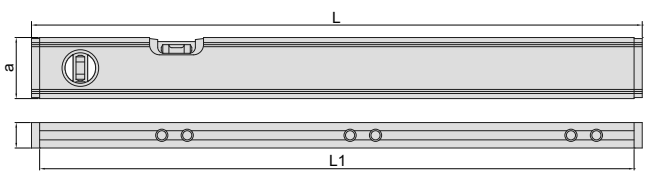

(mm)

Code	Range	Resolution	Accuracy	Remark	L	L1	a	b
4910-400	0~3 30° (90°×4)	angle: 0.1°; slope: 1mm/m	=0.2°	oth angle and slope are displayed	41 3	400	50	21
4910-600	0~3 30° (90°×4)	at 0° and 90°: 0.05° (=0.8725mm/m); at others: 0.1° (=1.745mm/m)	at 0° and 90°: =0.1°; at others: =0.2°	at 0° and 90° uzzer alarms	300	585	30	25

LIFETIME WARRANTY VIALS | MAGNETIC BASE

HANDY LEVEL

Unit: mm

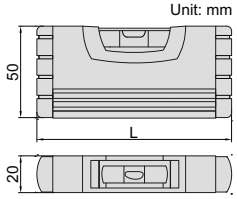

packaging

- Shockproof vials
- Magnetic ase
- Shock a sor ing ru er end caps
- Working temperature: -15°C~55°C

4912-100

magnetic ase surface

Code	Size (L)	Accuracy
4912-100	100mm	0.5mm/m

https://precishop.hu

HANDY LEVELS

MAGNETIC BASE

LIFETIME WARRANTY VIALS

Unit: mm

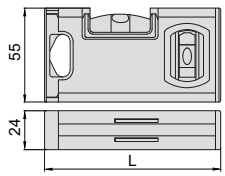

2 vials

4922-100

Unit: mm

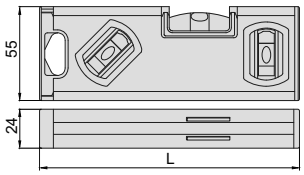

3 vials

4922-150

Code	Size (L)	Accuracy	Number of vials
4922-100	100mm	0.5mm/m	2
4922-150	150mm	0.5mm/m	3
4922-200	200mm	0.5mm/m	3

- Shockproof horizontal and vertical vials
- Magnetic ase
- Shock a sor ing ru er end caps
- Working temperature: -15°C~55°C

CASTING ALUMINUM LEVEL

MAGNETIC BASE

LIFETIME WARRANTY VIALS

magnetic ottom surface (milled)

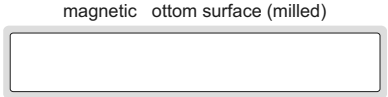

packaging

4913-250

Unit: mm

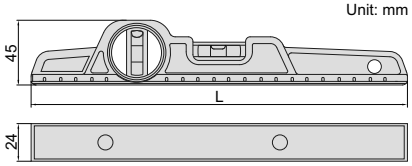

- Shockproof horizontal and vertical vials
- Magnetic ase
- Working temperature: -15°C~55°C
- Casting aluminum ody

Code	Size (L)	Accuracy
4913-250	250mm	0.5mm/m

ALUMINUM LEVEL

MAGNETIC BASE

LIFETIME WARRANTY VIALS

- Shockproof horizontal and vertical vials
- Magnetic ase
- Shock a sor ing ru er end caps
- Working temperature: -15°C~55°C

4921-230

Unit: mm

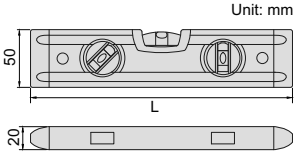

Code	Size (L)	Accuracy
4921-230	230mm	0.5mm/m

https://precishop.hu

LIFETIME WARRANTY VIALS

MAGNETIC BASE

ALUMINUM LEVELS

4914-600

4914-2000

- Shockproof horizontal and vertical vials
- Magnetic ase
- Shock a sor ing ru er end caps
- Working temperature: -15°C~55°C

Unit: mm

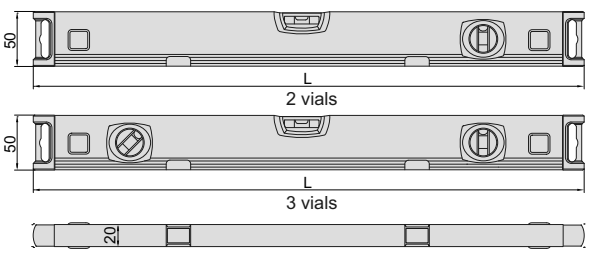

magnetic ottom surface (milled)

Code	Size (L)	Accuracy	Number of vials
4914-300	300mm	0.5mm/m	2
4914-600	300mm	0.5mm/m	2
4914-800	800mm	0.5mm/m	2
4914-1000	1000mm	0.5mm/m	2
4914-1200	1200mm	0.5mm/m	2
4914-2000	2000mm	0.5mm/m	3

LIFETIME WARRANTY VIALS

ALUMINUM LEVELS

working surface (milled)

working surface (milled)

- Top and ottom working surfaces
- Shock-proof and UV-proof vials
- Die casting aluminum alloy frame
- Zero position of horizontal vial can e set
- One graduation of horizontal vial is 2% slope
- Working temperature: -15°C~55°C

4911-600

ottom surface (non-magnetic, milled)

Unit: mm

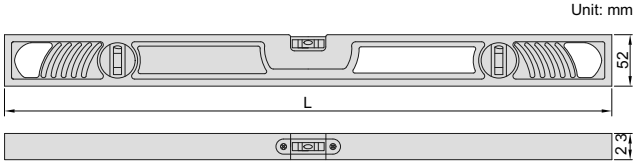

Code	Size (L)	Accuracy
4911-600	300mm	0.5mm/m
4911-800	800mm	0.5mm/m

https://precishop.hu

ALUMINUM LEVELS (BASIC TYPE)

MAGNETIC BASE

LIFETIME WARRANTY VIALS

4918-300

4918-2000

- Shock-proof and UV-proof vials
- Magnetic ase
- Shock a sor ing ru er end caps
- Working temperature: -15°C~55°C

magnetic ottom surface



Code	Size (L)	Accuracy	Number of vials
4918-300	300mm	1mm/m	2
4918-600	300mm	1mm/m	2
4918-800	800mm	1mm/m	2
4918-1000	1000mm	1mm/m	2
4918-1200	1200mm	1mm/m	2
4918-2000	2000mm	1mm/m	3

Unit: mm

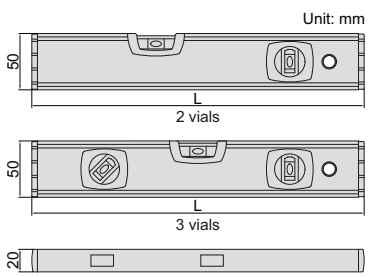

ALUMINUM LEVEL WITH RULER

LIFETIME WARRANTY VIALS

4923-600

- Shockproof horizontal and vertical vials
- Non-magnetic milled ase
- Shock a sor ing ru er end caps
- Range of ruler: 0- 30cm, graduation: 1mm
- Working temperature: -15°C~55°C

Unit: mm

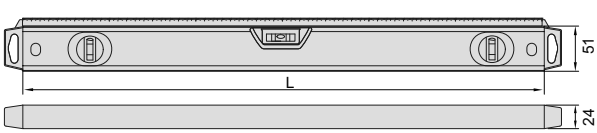

Code	Size (L)	Accuracy
4923-600	300mm	0.5mm/m

https://precishop.hu

P5
WATERPROOF

AUDIBLE AND VISUAL
ALARM WHEN OUT OF ±3°

CROSS-LINE LASER LEVEL
CODE 4917-30

- Red horizontal and vertical cross laser lines
- Self-leveling within =3°, self-leveling time within 4s, audi le and visual alarm when out of =3°
- Folding legs for angle and height adjustment
- Outdoor use with the detector (code: **4917-DETECTOR**)

application examples



folding legs for angle
and height adjustment

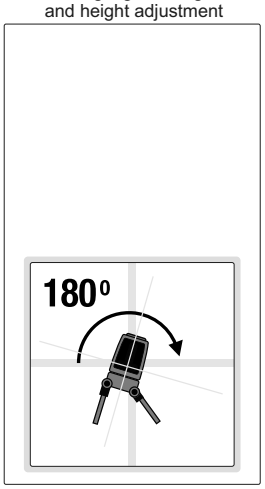

SPECIFICATION

Laser line width	2 =0.5mm (within 5m)
Laser type	330~ 3 30nm, class II, G1mW
Beam angle	120 =0.5°
Self-leveling range	=3°
Working distance	indoor: 30m, outdoor: 50m with detector (**optional**)
Accuracy	0.2mm/m
Operation temperature	-10~40°C
Power supply	3×AA atteries, for 3 hours working
Dimension	100×82×104mm
Weight	320g



stand
(included with outdoor detector)

OUTDOOR DETECTOR (OPTIONAL)

Detecting distance	horizontal 1~50m, vertical 1~30m
Detecting accuracy *	high accuracy =1.5mm, low accuracy =25mm
Power supply	9V attery
Dimension	1 38×58×30mm
Weight	140g (attery included)

* Use high accuracy detection mode within 15m,
use low accuracy detection mode over 15m



outdoor detector (**optional**)

STANDARD DELIVERY

Main unit	1 pc
1/4" to 5/8" tripod adaptor	1 pc
Battery (AA)	3 pcs

OPTIONAL ACCESSORY

Outdoor detector	**4917-DETECTOR**

https://precishop.hu

SELF-LEVELING ROTARY LASER
CODE GRL-L340

INDICATOR FLASHING WHEN OUT OF ±5°

P 5 WATERPROOF

- Applica le fields: construction, decoration, pipeline and equipment installation
- Green laser eam rotates 3 30° horizontally or vertically
- Self-leveling range =5° on oth X and Y planes
- Alarm when inclination is out of =5°
- =5° leveling range for manual mode on oth X and Y planes
- 5 varia le speeds 0- 300rpm
- 3 scan modes
- Plum up and plum down dots
- Remote control for long distance
- Power supply: AC or DC

application examples

horizontal leveling | vertical leveling | working with detector



detector (included)



remote controller (included)



racket for C attery (included)



eam finder glasses (included)



tripod (included)

SPECIFICATION

Working range		indoor 50m, outdoor 300m (with detector)
Self leveling range		=5°
Horizontal/vertical beam accuracy		±0.1mm/m
Main laser type		520~540nm, class 2, 1mW
Auxiliary laser type		635~ 655nm, class 2, 1mW
Rotating speed		0/ 30/120/300/ 300rpm
Scanning range		0/10/45/90/180/3 30°
Setting slope		X axis: =5°, Y axis: =5°
Operation temperature		-20~50°C
Maximum remote control distance		20m
Power supply	remote controller	2×1.5V AAA atteries
	main unit	NI-MH atteries or 4×1.5V C atteries
	detector	1x9V attery
Dimension		210×210×213mm
Weight		2.5kg

STANDARD DELIVERY

Main unit (including NI-MH batteries)	1 pc
C battery and bracket	1 set
Detector	1 pc
Remote controller	1 pc
Beam finder glasses	1 pc
Laser target	1 pc
Power adapter	1 pc
AAA battery	2 pcs
9V battery	1 pc
Tripod	1 pc

https://precishop.hu

Linear Scales
Page 510-512/515

Digital Readouts
Page 513-515

Scales
Page 516-517

Air Gages And Displays
Page 517-518

Air Leakage Testers
Page 519

Laser Scan Micrometers
Page 520-521

Spectrometers
Page 522-526

Tool Presetters
Page 527-529

https://precishop.hu

LINEAR SCALES (TTL SIGNAL)

ISL-A1-300

- Optical TTL (Through-The-Lens) detection.
  These optical TTL linear scales use an transistor logic to transmit and record high-resolution distance measurements. They are the most accurate type of encoder and are paired with **ISL-DR2/DR3** and **ISL-LCD7** (digital readout)

Series ISL-A1 and ISL-A5

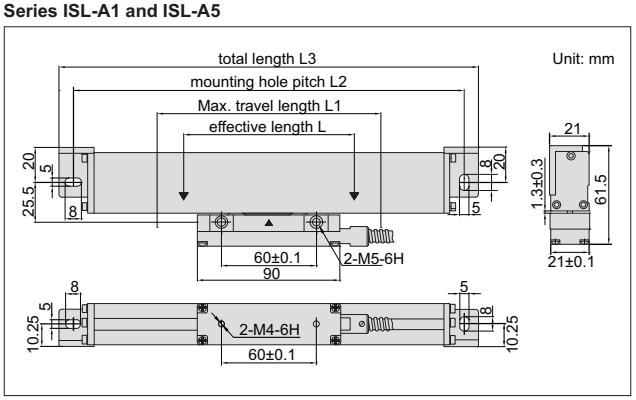

Series ISL-B5

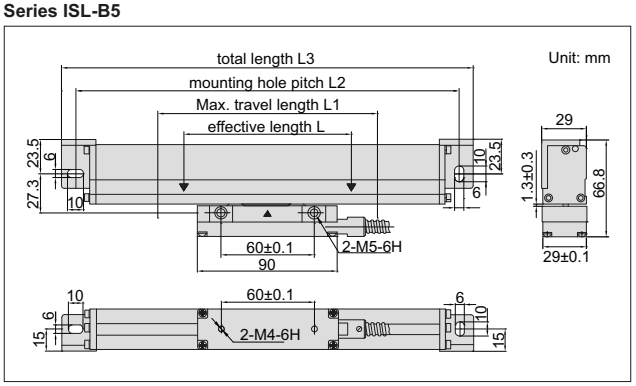

Effective length (L)	Code		
	Thin type		Thick type
	Series ISL-A1	Series ISL-A5	Series ISL-B5
50mm	ISL-A1-50	ISL-A5-50	ISL-B5-50
100mm	ISL-A1-100	ISL-A5-100	ISL-B5-100
150mm	ISL-A1-150	ISL-A5-150	ISL-B5-150
200mm	ISL-A1-200	ISL-A5-200	ISL-B5-200
250mm	ISL-A1-250	ISL-A5-250	ISL-B5-250
300mm	ISL-A1-300	ISL-A5-300	ISL-B5-300
350mm	ISL-A1-350	ISL-A5-350	ISL-B5-350
400mm	ISL-A1-400	ISL-A5-400	ISL-B5-400
450mm	ISL-A1-450	ISL-A5-450	ISL-B5-450
500mm	ISL-A1-500	ISL-A5-500	ISL-B5-500
550mm	ISL-A1-550	ISL-A5-550	ISL-B5-550
600mm	ISL-A1-600	ISL-A5-600	ISL-B5-600
650mm	ISL-A1-650	ISL-A5-650	ISL-B5-650
700mm	ISL-A1-700	ISL-A5-700	ISL-B5-700
750mm	ISL-A1-750	ISL-A5-750	ISL-B5-750
800mm	ISL-A1-800	ISL-A5-800	ISL-B5-800
850mm	ISL-A1-850	ISL-A5-850	ISL-B5-850
900mm	ISL-A1-900	ISL-A5-900	ISL-B5-900
950mm	ISL-A1-950	ISL-A5-950	ISL-B5-950
1000mm	ISL-A1-1000	ISL-A5-1000	ISL-B5-1000
1100mm			ISL-B5-1100
1200mm			ISL-B5-1200
1300mm			ISL-B5-1300
1400mm			ISL-B5-1400
1500mm			ISL-B5-1500
1600mm			ISL-B5-1600
1700mm			ISL-B5-1700
1800mm			ISL-B5-1800
1900mm			ISL-B5-1900
2000mm			ISL-B5-2000
2100mm			ISL-B5-2100
2200mm			ISL-B5-2200
2300mm			ISL-B5-2300
2400mm			ISL-B5-2400
2500mm			ISL-B5-2500
2600mm			ISL-B5-2600
2700mm			ISL-B5-2700
2800mm			ISL-B5-2800
2900mm			ISL-B5-2900
3000mm			ISL-B5-3000
3100mm			ISL-B5-3100
3200mm			ISL-B5-3200

STANDARD DELIVERY

Main unit	1 pc
'L' shape support	1 pc
Anti-dust cover	1 pc
Plain base	1 pc (for L≥1500mm)
Mounting accessories	1 package

'L' shape support (included)

mounting accessories (included)

To be continued

https://precishop.hu

Continued from previous page

anti-dust cover (included)

plain base (included, for L≥1500mm)

SPECIFICATION

Code	Series ISL-A1		Series ISL-A5		Series ISL-B5	
L1 (mm)	L+30 (L≤900)	L+50 (L>900)	L+30 (L≤900)	L+50 (L>900)	L+30 (L≤900)	L+50 (L>900)
L2 (mm)	L+132 (L≤900)	L+152 (L>900)	L+132 (L≤900)	L+152 (L>900)	L+136 (L≤900)	L+156 (L>900)
L3 (mm)	L+148 (L≤900)	L+168 (L>900)	L+148 (L≤900)	L+168 (L>900)	L+154 (L≤900)	L+174 (L>900)
Resolution	1μm		5μm		5μm	
Max. response speed	50m/min		90m/min		60m/min	
Scale grating pitch	20μm					
Scale reference point pitch	50mm					
Accuracy	±(5+5L/1000)μm L is the effective length in mm					
Cable length	3.5m (L: 50-950mm), 5m (L: 1000-1500mm), 10m (L: 1600-3200mm)					
Output signal	TTL					
Socket	9PD					
Power supply	5±0.5V					

LINEAR SCALES (RS422 SIGNAL)

ISL-B5-450A

- Connected to digital display box or PLC

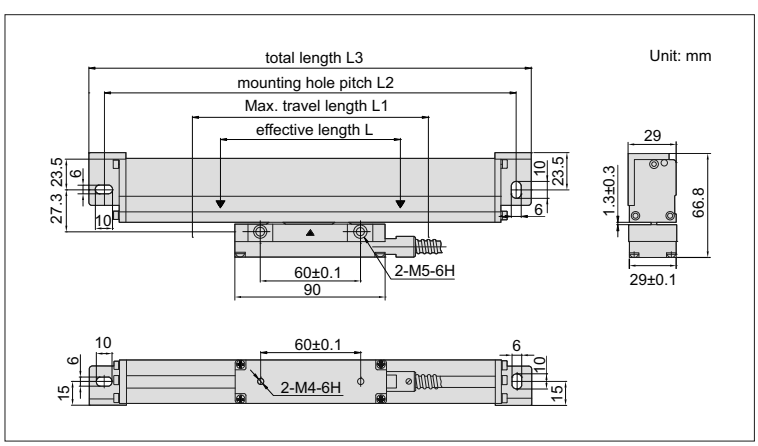

'L' shape support (included)

mounting accessories (included)

To be continued

https://precishop.hu

Continued from previous page

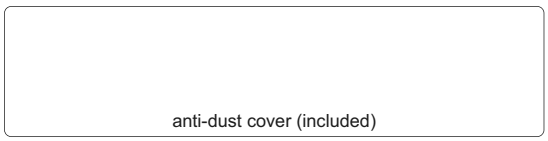

anti-dust cover (included)

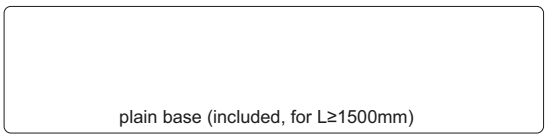

plain base (included, for L≥1500mm)

Effective length (L)	Code	
	Series ISL-B1	Series ISL-B5
50mm	ISL-B1-50A	ISL-B5-50A
100mm	ISL-B1-100A	ISL-B5-100A
150mm	ISL-B1-150A	ISL-B5-150A
200mm	ISL-B1-200A	ISL-B5-200A
250mm	ISL-B1-250A	ISL-B5-250A
300mm	ISL-B1-300A	ISL-B5-300A
350mm	ISL-B1-350A	ISL-B5-350A
400mm	ISL-B1-400A	ISL-B5-400A
450mm	ISL-B1-450A	ISL-B5-450A
500mm	ISL-B1-500A	ISL-B5-500A
550mm	ISL-B1-550A	ISL-B5-550A
600mm	ISL-B1-600A	ISL-B5-600A
650mm	ISL-B1-650A	ISL-B5-650A
700mm	ISL-B1-700A	ISL-B5-700A
750mm	ISL-B1-750A	ISL-B5-750A
800mm	ISL-B1-800A	ISL-B5-800A
850mm	ISL-B1-850A	ISL-B5-850A
900mm	ISL-B1-900A	ISL-B5-900A
950mm	ISL-B1-950A	ISL-B5-950A
1000mm	ISL-B1-1000A	ISL-B5-1000A

Effective length (L)	Code	
	Series ISL-B1	Series ISL-B5
1100mm	ISL-B1-1100A	ISL-B5-1100A
1200mm	ISL-B1-1200A	ISL-B5-1200A
1300mm	ISL-B1-1300A	ISL-B5-1300A
1400mm	ISL-B1-1400A	ISL-B5-1400A
1500mm	ISL-B1-1500A	ISL-B5-1500A
1600mm	ISL-B1-1600A	ISL-B5-1600A
1700mm	ISL-B1-1700A	ISL-B5-1700A
1800mm	ISL-B1-1800A	ISL-B5-1800A
1900mm	ISL-B1-1900A	ISL-B5-1900A
2000mm	ISL-B1-2000A	ISL-B5-2000A
2100mm	ISL-B1-2100A	ISL-B5-2100A
2200mm	ISL-B1-2200A	ISL-B5-2200A
2300mm	ISL-B1-2300A	ISL-B5-2300A
2400mm	ISL-B1-2400A	ISL-B5-2400A
2500mm	ISL-B1-2500A	ISL-B5-2500A
2600mm	ISL-B1-2600A	ISL-B5-2600A
2700mm	ISL-B1-2700A	ISL-B5-2700A
2800mm	ISL-B1-2800A	ISL-B5-2800A
2900mm	ISL-B1-2900A	ISL-B5-2900A
3000mm	ISL-B1-3000A	ISL-B5-3000A

SPECIFICATION

Code	Series ISL-B1	Series ISL-B5
L1 (mm)	L+30 (L≤900), L+50 (L>900)	L+30 (L≤900), L+50 (L>900)
L2 (mm)	L+136 (L≤900), L+156 (L>900)	L+136 (L≤900), L+156 (L>900)
L3 (mm)	L+154 (L≤900), L+174 (L>900)	L+154 (L≤900), L+174 (L>900)
Resolution	1μm	5μm
Thickness	29mm	
Max. response speed	60m/min	
Scale grating pitch	20μm	
Scale reference point pitch	50mm	
Accuracy	±(5+5L/1000)μm, L is the effective length in mm	
Cable length	3.5m (L: 50-950mm), 5m (L: 1000-1900mm), 10m (L: 2000-3000mm)	
Output signal	RS422	
Socket	9 PD	
Power supply	5±0.25V	

STANDARD DELIVERY

Main unit	1 pc
'L' shape support	1 pc
Anti-dust cover	1 pc
Plain base	1 pc (for L≥1500mm)
Mounting accessories	1 package

https://precishop.hu

VIDEO

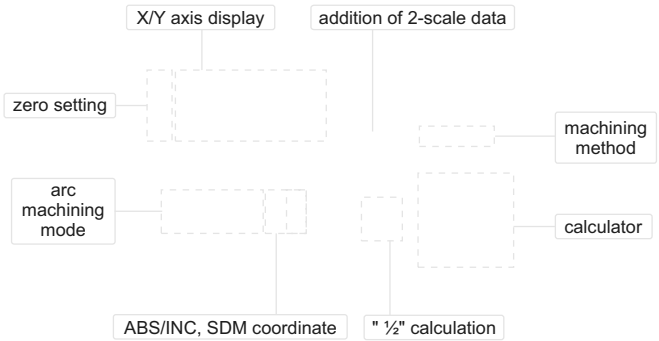

ISL-DR2

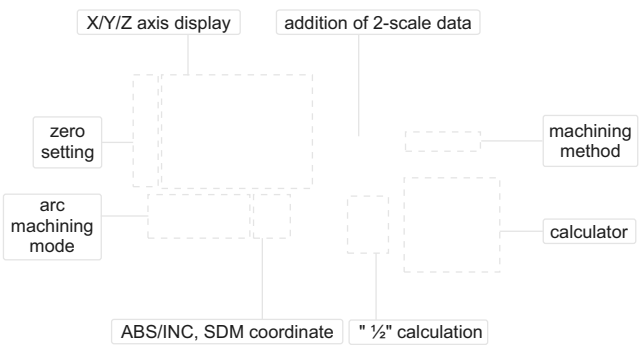

ISL-DR3



software flash disk (included)

- For **ISL-A1**, **ISL-A5**, **ISL-B1**, **ISL-B5** series linear scales

SPECIFICATION

Code	ISL-DR2	ISL-DR3
Application	two-axis	three-axis
Scale input ports	2	3
Resolution	0.05μm, 0.1μm, 0.2μm, 0.5μm, 1μm, 2μm, 5μm, 10μm, 20μm, 50μm	
Functions	addition of 2-scale data, linearity error compensation, smoothing, RS232C interface unit, BCD code out, zero setting, preset, resolution setting, counting direction setting, inch/mm conversion,ABS/INC conversion, expansion/contraction coefficient setting, "½" calculation, detecting RI, bolt-hole circle machining, ramp circle machining	
Power supply	110/220V, 50/60Hz	
Dimension	295×185×45mm	
Weight	1.45kg	

STANDARD DELIVERY

Main unit	1 pc
Mounting bracket	1 pc
Ground cable	1 pc
RS232C cable	1 pc
Software flash disk for RS232C	1 pc

mounting bracket (included)

https://precishop.hu

DIGITAL READOUTS
CODE ISL-LCD7

VIDEO

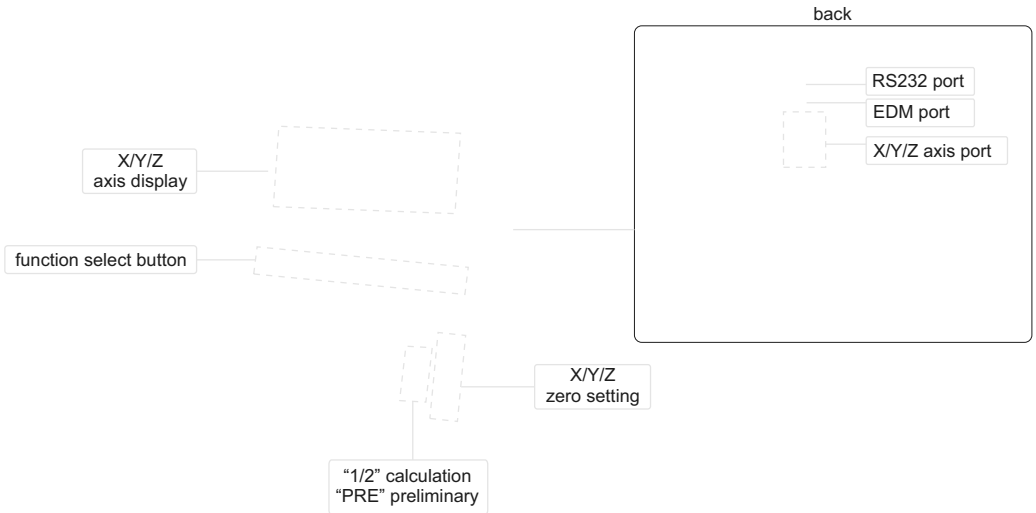

- 7.57 inch LCD display
- Language: English, Simplified Chinese, Traditional Chinese
- Can be connected with **ISL-A1, ISL-A5, ISL-B1, ISL-B5** series linear scales



SPECIFICATION

Application	three-axis: X/Y/Z
Scale input ports	3
Resolution	0.05μm, 0.1μm, 0.2μm, 0.5μm, 1μm, 2μm, 5μm, 10μm, 20μm, 50μm
Function	X/Y/Z addition of 3-scale data, linearity error compensation, smoothing, RS232C interface unit, BCD code out, zero setting, preset, resolution setting, counting direction setting, inch/mm conversion, ABS/INC conversion, expansion/sontraction coefficient setting, "½" calculation, detecting RI, bolt-hole circle machining, ramp circle machining, circular arc machining, oblique surface machining, automatic edge finding, discharge machining
Dimension	200×88×260mm
Weight	1.26kg

STANDARD DELIVERY

Main unit	1 pc
Mounting bracket	1 pc
Ground cable	1 pc
RS232C cable	1 pc
Software flash disk for RS232C	1 pc

https://precishop.hu

LINEAR SCALE AND READOUT SET FOR LATHE
CODE ISL-SET1

software flash disk
(included)

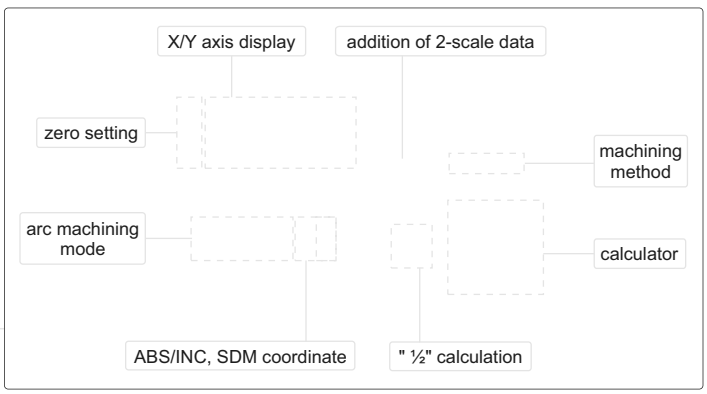

- Optical TTL (Through-The-Lens) detection.
  These optical TTL linear scales use an transistor logic to transmit and record high-resolution distance measurements

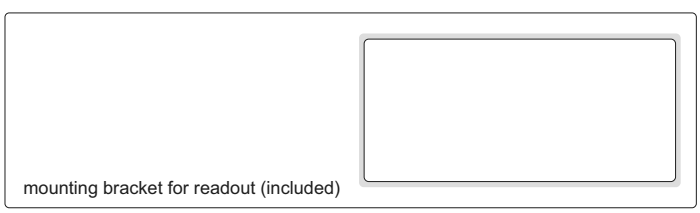

mounting bracket for readout (included)

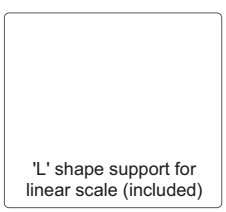

'L' shape support for linear scale (included)

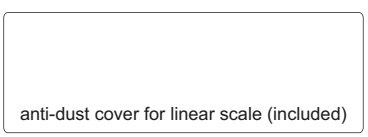

anti-dust cover for linear scale (included)

READOUT SPECIFICATION

Application	two-axis
Scale input ports	2
Resolution	1μm
Functions	addition of 2-scale data, linearity error compensation, smoothing, RS232C interface unit, BCD code out, zero setting, preset, resolution setting, counting direction setting, inch/mm conversion, ABS/INC conversion, expansion/contraction coefficient setting, "½" calculation, detecting RI, bolt-hole circle machining, ramp circle machining
Power supply	110/220V, 50/60Hz
Dimension	295×185×45mm
Weight	1.45kg

LINEAR SCALE SPECIFICATION

X-axis	200mm
Y-axis	1000mm
Max. response speed	50m/min
Scale grating pitch	20μm
Scale reference point pitch	50mm
Accuracy	±(5+5L/1000)μm L is the effective length in mm
Cable length	200mm scale: 3.5m, 1000mm scale: 5m

STANDARD DELIVERY

Readout box	1 pc
200mm linear scale	1 pc
1000mm linear scale	1 pc
Mounting bracket for readout	1 pc
Ground cable for readout	1 pc
RS232C cable for readout	1 pc
Software flash disk for RS232C of readout	1 pc
'L' shape support for linear scale	1 pc
Anti-dust cover for linear scale	1 pc
Mounting accessories for linear scale	1 package

https://precishop.hu

DIGITAL HORIZONTAL SCALES

DATA OUTPUT

7101-300A

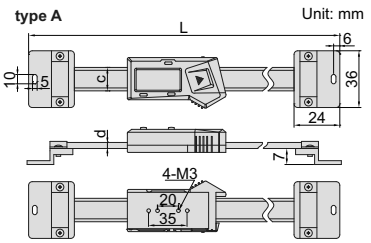

7101-400A

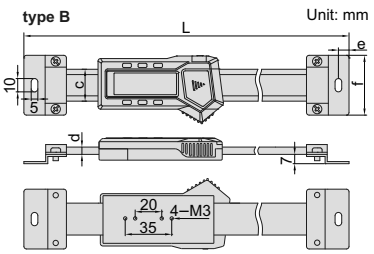

- Non waterproof
- Resolution: 0.01mm/0.0005"
- Buttons type A: on/off, zero, mm/inch,
  type B: on/off, zero, mm/inch, ABS, data preset
- Automatic power off, move the digital unit to turn on power
- Battery CR2032
- Data output
- Made of stainless steel
- Supplied with bracket to be mounted on the back

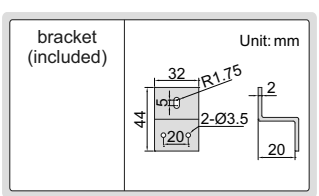

example of application

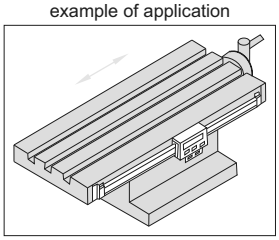

With data interface
(data output cable code 7315-21 need receiver page 4,
7302-21 page 12, **7305-21** page 8, **optional)**

(mm)

Code	Range	Type	Accuracy	L	c	d
7101-100A	100mm	A	±0.02mm	215	16	4
7101-150A	150mm	A	±0.03mm	265	16	4
7101-200A	200mm	A	±0.03mm	315	16	4
7101-300A	300mm	A	±0.04mm	445	16	4

With data interface
(data output cable code 7315-22 need receiver page 4,
7302-22 page 12, **7305-22** page 8, **optional)**

(mm)

Code	Range	Type	Accuracy	L	c	d	e	f
7101-400A	400mm	B	±0.05mm	590	24	5.5	8	45
7101-500A	500mm	B	±0.05mm	690	24	5.5	8	45
7101-600A	600mm	B	±0.08mm	790	24	5.5	8	45
7101-800A	800mm	B	±0.10mm	990	24	5.5	8	45
7101-1000A	1000mm	B	±0.10mm	1240	31	10.5	10	60

https://precishop.hu

DIGITAL VERTICAL SCALES

DATA OUTPUT

example of application

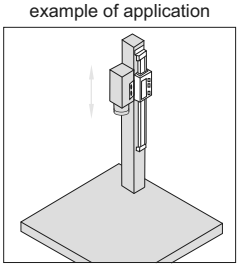

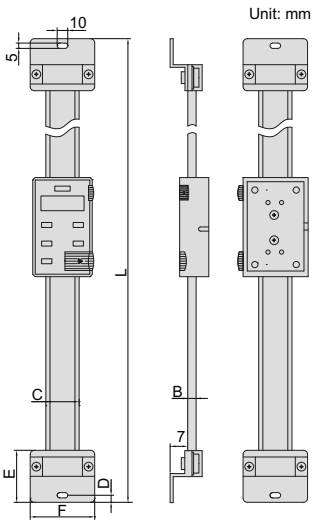

- Non waterproof
- Resolution: 0.01mm/0.0005"
- Buttons: on/off, zero, mm/inch, ABS/INC, data hold, TOL, set
- Battery LR44, data output
- Made of stainless steel
- Supplied with bracket to be mounted on the back
- Optional accessory: wireless data transmission (transmitter code **7315-1150 need receiver** page 6), data output cable (code **7302-SPC7** page 13, keyboard format), data output cable (code **7305-1150** page 9, serial port format)

(mm)

Code	Range	Accuracy	B	C	D	E	F	L
7102-100	100mm/4"	±0.02mm	4	20	6	24	40	245
7102-150	150mm/6"	±0.03mm	4	20	6	24	40	296
7102-200	200mm/8"	±0.03mm	4	20	6	24	40	345
7102-300	300mm/12"	±0.04mm	4	20	6	24	40	445
7102-400	400mm/16"	±0.05mm	4	20	6	24	40	545
7102-500	500mm/20"	±0.05mm	5.5	24	8	32	45	685
7102-600	600mm/24"	±0.08mm	5.5	24	8	32	45	785
7102-800	800mm/32"	±0.10mm	5.5	24	8	32	45	985
7102-1000	1000mm/40"	±0.10mm	10.5	31	9.5	40	60	1245

7102-300

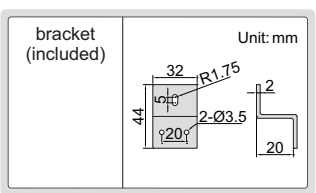

CUSTOM-MADE

AIR GAGES
CODE 9401-PB

air plug gage and standard rings	air ring gage and standard plain plug gages	air snap gage and standard column gages	air taper gage and standard gages
measure diameter of hole, range: Ø4~230mm	measure diameter of shaft, range: Ø4~160mm	measure diameter of shaft, range: Ø15~160mm	

https://precishop.hu

AIR GAGE DISP AY
CODE 9408-QD100

DATA OUTPUT

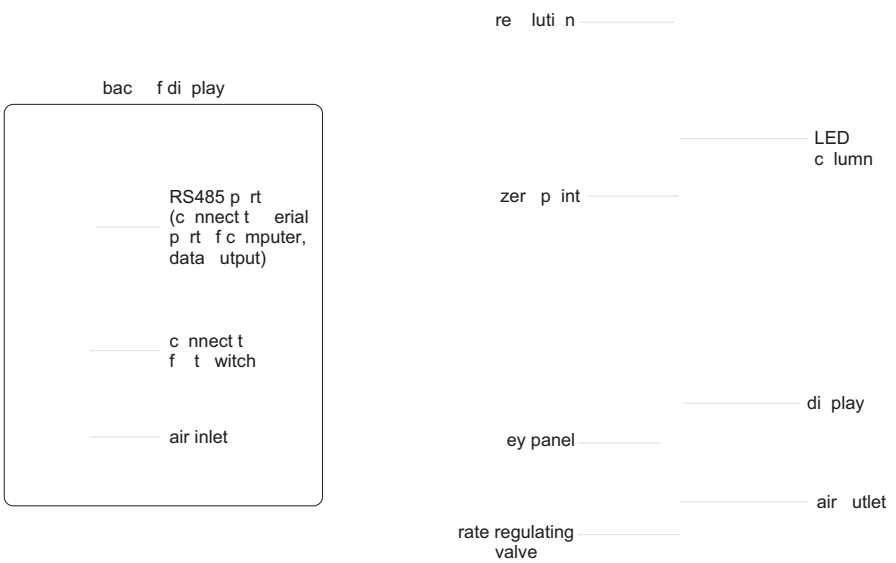

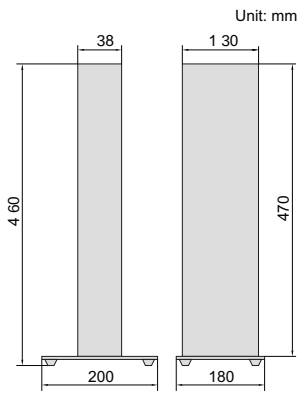

VIDEO

- !an t re 10 mea uring pr gram , and the pr gram can be witched quic ly
- Data t rage functi n, upp rt manual and aut matic t ring, 1500 gr up data can be t red

f t witch (**optional**)

RS485 cable (**optional**)

pre ure regulating valve (**optional**)

air filter (**optional**)

SPECIFICATION

ED quantity	101 pc			
ED color	red, range, green			
ED height	254mm			
Range, resolution and accuracy	range	re luti n		accuracy
		LED	di play	
	10μm	0.1μm	0.1μm	0.2μm
	20μm	0.2μm	0.1μm	0.4μm
	50μm	0.5μm	0.1μm	1μm
	100μm	1μm	0.1μm	2μm
Unit	mm, μm			
Air supply	dry and clean, 0.4~0.8MPa			
Data interface	RS485			
Operation temperature	-20~45° !			
Power supply	110~220V, 50/ 30Hz			
Dimension (×W×H)	200×180×4 60mm			
Weight	4.5 g			

STANDARD DE IVERY

Main unit	1 pc

OPTIONA ACCESSORY

Air filter	**9401-FI TER-A**
Pressure regulating valve	**9404-PRV**
RS485 cable	**9408-CB**
Foot switch	**9408-FS**
Data output cable (keyboard format)	**7302-9408**

https://precishop.hu

DATA OUTPUT

AIR EAKAGE TESTER
CODE A T-P150

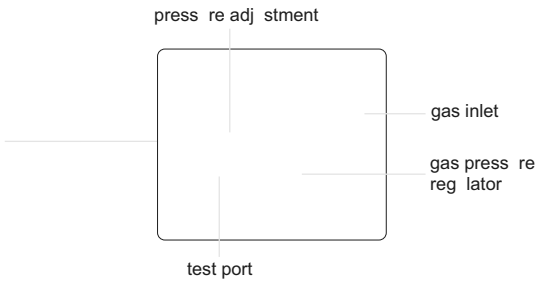

- Smart perati n y tem with t uch creen, perati n UI ba ed n te ting pr cedure
- High en itivity pre ure en r and adju tment unit with ftware alg rithm en ure high accuracy and tability
- Te t pre ure range: -100~1000 Pa, p itive and negative pre ure m de with 8 ba ic te t m de
- Up t 100 gr up f ubpr gram, each can be edited eparately, f r individual r c mbinati n te ting
- Built-in c mmunicati n interface, MODBUS and T !P/IP c mmunicati n pr t c l upp rted
- Pre ure curve creen h t and hi t ry data can exp rt t fla h di
- Acce rie uch a te ting t ling and fixture, inflatable bypa , fa t c nnect ,r tandard lea can be cu t mized f r different pr duct ; pti nal electr nic regulat r enable multiple et f pre ure equence te ting
- Language: Engli h, !hine e

standard leak (**optional**)


q ick connector (**optional**)


canner (**optional**)


tooling and fixt re (**optional**)

SPECIFICATION

Device type	direct press re
Channel	single-channel (c stomizable d al-channel)
Pressure mode	positive and negative press re
Range*	-60~150kPa
Resolution	0.1Pa
Accuracy	±0.2%FS
Pressure unit	kPa, Pa, kgf/cm², psi, mmH_2O, bar, mbar, mmHg
Flow unit	SCCM
Test medium	compressed air or specified gas, 0.4~0.8MPa
Tube caliber	gas inlet: 8mm, test port: 4mm
Pressure regulation	mechanical press re reg lator
Interface	USB, RS232, 25 PIN I/O interface, RJ45 (**optional**)
Operation environment	temperat re: 0°C~50°C, h midity: ≤95%RH, no condensation
Power supply	A ! 220V (±15%), 50Hz
Dimension (×W×H)	340×225×187mm
Weight	7.3kg

* Available range-80~0kPa, -80~600kPa, 0~200kPa, 10~700kPa; other ranges c stomizable

STANDARD DE IVERY

Main unit	1 pc
Gas pressure regulator	1 pc

OPTIONAL ACCESSORY

Tooling and fixture	cu t mizable acc rding t pecific pr duct
Software	**A T-P150-SW**
Standard leak	**A T-P150- K**
Quick connector	**A T-P150-CO**
Scanner (with scan software)	**A T-P150-SC**

https://precishop.hu

ASER SCAN MICROMETERS

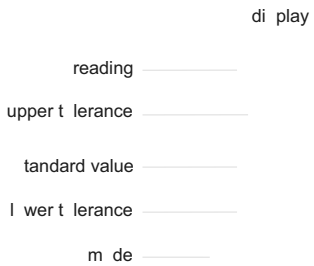

VIDEO

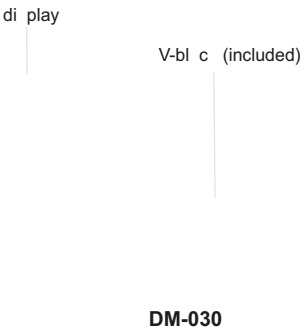

DM-030

- Mea ure uter diameter, ellipticity, run- ut, maximum diameter f t l , etc.
- !an be u ed f r tran parent r n n tran parent w r piece
- T lerance mea urement
- Online r ffline mea urement
- ! nnected with c mputer , PL !, c ntr l b x

mea ure external diameter

mea ure ellipticity and run- ut

tw -axi mea urement

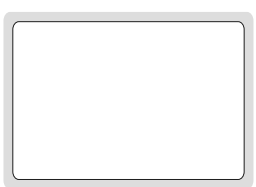
large ize mea urement

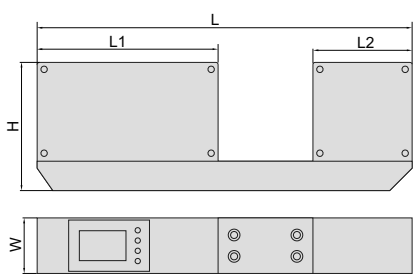

c nnect t c ntr l b x (**optional**)


calibrati n gage (**optional**)

Dimension **(mm)**

Code	LDM-030	LDM-065
	351	4 3 6
W	52	52
H	120	14 3
1	170	203
2	65	131

SPECIFICATION

Code	DM-030	DM-065
Measuring range	0.1~30mm	0.5~ 35mm
Resolution	0.01/0.1/1/10/100μm electable	
25°C accuracy	±(0.5+10%D)μm, D i mea uring diameter in mm	
Repeatability	±(0.3+5%D)μm, D i mea uring diameter in mm	
aser wave length	350nm	
Measuring speed	800~3200time / (adju table)	
Operation temperature	0~50° !	
Operation humidity	35~85RH with ut c nden ati n	
Output	dual channel RS485	
Alarm output	24V, 1A	
Power supply	D !24V, 2A	
Dimension (×W×H)	351×52×120mm	4 3 6×52×14 3mm
Weight	5 g	8 g

STANDARD DE IVERY

Main unit	1 pc
V-block	1 pc
AC/DC adapter	1 pc
RS485 cable	1 pc

OPTIONA ACCESSORY

Calibration gage	cu t m made
Control box	cu t m made

https://precishop.hu

ASER SCAN MICROMETER
CODE DM-D090

VIDEO

digital di play

ey menu

V-bl c (included)



calibrati n
gage (**optional**)

- !an mea ure the width and thic ne f flat cable and tape
- !an mea ure the uter diameter f cable , pipe and wire
- La er canning techn l gy, large mea urement range, high accuracy, high repeatability
- ! nnected with PL ! and P ! with RS485 interface
- U e high-preci i n F (θ) mirr r, the wing f the mea ured bject d e n t affect the mea urement

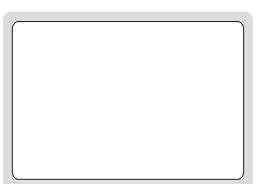

mea ure external diameter

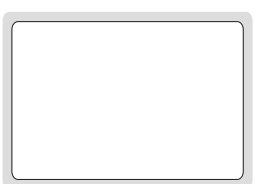

large ize mea urement

Unit: mm

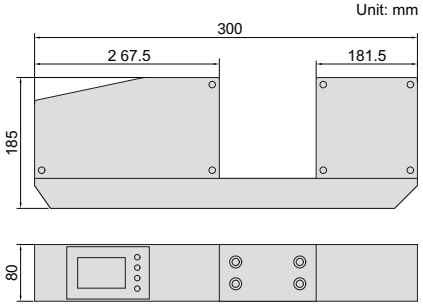

SPECIFICATION

Measuring range	0.5~ 60mm
Resolution	1μm
25°C accuracy	±(5+20%D)μm, D i mea uring diameter in mm
Repeatability	±(3+20%D)μm, D i mea uring diameter in mm
aser wave length	350nm
Measuring speed	300 time /
Operation temperature	5~45° !
Operation humidity	≤80%RH with ut c nden ati n
Output	RS485/MODBUS pr t c l
Alarm output	24V, 1A
Power supply	A !85V~220V (50~ 30Hz)
Dimension (×W×H)	300×80×185mm
Weight	3.5 g

STANDARD DE IVERY

Main unit	1 pc
V-block	1 pc
AC/DC adapter	1 pc
RS485 cable	1 pc

OPTIONA ACCESSORY

Calibration gage	cu t m made

https://precishop.hu

SPECTROMETER
CODE OES-T350

CUSTOMIZE
CAN CUSTOMIZE OTHER METAL MATRIX DETECTION, SUCH AS: Fe (004~009), Al, Cu, Zn, Ti, Ni, Pb, etc

VIDEO


printer (included)


filter element (included)


electr de bru h (included)


ingle-pha e A ! v ltage regulat r (included)


pre ure valve (included)


calibrati n ample (included)


gray ir n c ntr l ample (**optional**)


15# carb n teel c ntr l ample (**optional**)

- The tandard machine can d analy i Fe 001~003
- The full- pectrum techn l gy c ver the full range f element analy i , which can determine trace am unt f carb n (!), ph ph ru (P), ulfur (S) and ther element
- The analy i peed i fa t, and the element c mp iti n f all channel i mea ured within 20 ec nd
- Pa chen-Runge tructure with full wavelength c verage, the m t c nci e and table ptical y tem tructure
- Perfect aberrati n c rrecti n, that the pectr meter ha excellent re luti n, minimize the cr interference f different element
- Arg n-filled ptical chamber, effectively reducing the attenuati n f P and S ray in the far ultravi let regi n
- The ftware ha aut matic pectrum c rrecti n techn l gy, can t re databa e, trace hi t rical data, utput and print rep rt
- Rep rt f rmat can be cu t mized, data can be ent ut

T be c ntinued

https://precishop.hu

! ntinued fr m previ u page

SPECIFICATION

Optical system	optical structure	pa chen-runge tructure
	rowland circle of diameter	350mm
	wavelength range	1 30~510nm
	detector	multi high re luti n ! !D detect r
	pixel resolution	20pm
	full spectrum	c ver the full range f element analy i
	light room temperature	34±0.5° ! (be c ntr lled aut matically)
Spark source	type	digital arc and par urce/new pla ma generat r
	spark frequency	100~1000Hz
	plasma current	1~80A
	Ignition voltage	>7000V
Spark stand		pray di charge electr de techn l gy reduce arg n c n umpti n and impr ve arg n u e efficiency
		g d heat di ipati n, c ntinu u excitati n f r 100 time , the temperature f the excitati n table d e n t ri e m re than 5° !
Others	measurable elements	Fe ba e, Al ba e, !u ba e, Zn ba e, etc
	operation temperature	10~30° !, 23±2° ! i rec mmended
	operation humidity	20%~80%RH
	power	A !220V/50Hz
	power consumption	excitation: 300W, stand by: 40W
	argon quality	6 6. 6 6 6% high purity arg n, arg n pre ure≥4MPa
	argon consumption	5L/min during par m de
	dimension (xWxH)	700x 3 30x340mm
	weight	30 g

STANDARD DE IVERY

Main unit	1 pc
Computer	1 pc
Software	1 pc
Printer	1 pc
Calibration sample	1 pc
Electrode brush	2 pc
Filter element	2 pc
Single-phase AC voltage regulator	1 pc
Pressure valve	1 pc

OPTIONA ACCESSORY

Control sample	cu t m pecificati n
Argon cylinder	**OES-T350-ARGON**
Grinding prototype	c de: **OES-T350-GRIND** f r ferr u metal ample preparati n
Small lathe	c de: **OES-T350- ATHE** f r n n-ferr u metal ample preparati n
Argon purifier	**OES-T350-PURIFIER**

https://precishop.hu

X RAY F UORESCENCE SPECTROMETER (RoHS DETECTOR/A OY COMPOSITION A NA YZER/COATING THICKNESS GAGE) CODE XRF-B210

CALIBRATION CURVE CAN BE CUSTOMIZED ACCORDING TO CUSTOMER REQUIREMENTS

VIDEO

all y c mp iti n analy i ftware (included)



al y c mp iti n analy i rep rt (included)



R HS te t rep rt (included)

R HS te t ftware (included)



c ating thic ne te t rep rt (included)

c ating thic ne detecti n ftware (included)

T be c ntinued

https://precishop.hu

! ntinued fr m previ u page

- U ed f r R HS detecti n, all y element analy i , c ating thic ne mea urement
- U ing SI-PIN detect r with electric c ling, mall ize, accurate data analy i and l w maintenance c t
- Seven ptical path c rrecti n and c llimati n y tem, aut matically witch acc rding t different ample
- Multiple radiati n lea age preventi n de ign
- The temperature m nit ring techn l gy en ure the afe and reliable perati n f the X-ray urce
- Dedicated ftware, tandard wind w de ign, friendly interface, ea y t perate
- !an di play multiple pectr gram at the ame time and print multiple rep rt f rm
- USB3.0 interface t en ure accurate, high- peed and efficient data tran mi i n

SPECIFICATION

Detector	**type**	Si-PIN electrical refrigerati n emic nduct r detect r
	resolution	14 6±5 EV
	amplifier circuit module	detect the ample characteri tic X-ray, further enlarge the inf rmati n c llected by detecti n
X ray excitation device	**maximum output current**	1mA
	power	50W, air c ling
High and low voltage power	**maximum output voltage**	50KV, built-in v ltage verl ad pr tecti n
	minimum output voltage	5KV
Multi-channel pulse amplitude analyzer		maximum channel number: 40 6 3
Optical path filter module		reduce interference light path in the pr ce f ending x-ray , guarantee the accuracy f the detect r ignal
		Integrate the c llimat r with the filter
Collimator automatic switching module		7 ind , Ø0.5~Ø8mm
Filter automatic switching module		5 ind (free t ch e and witch)
RoHS analysis software	**elemental analysis range**	S~U
	harmful element analysis	!d, Pb, Hg, Br, !r, !l, A , Sb
	test time	30~200
	detection limit	2PPM
	content analysis range	2PPM~ 6 6. 6%
Alloy analysis software	**elemental analysis range**	Ti~U
	detection limit	100PPM
	content analysis range	100PPM~ 6 6. 6%
	repeatability	0.1%
	stability	0.1%
Metal coating analysis software	**elemental analysis range**	Ti~U
	detection limit	0.01μm
	analysis thickness	ingle layer thic ne 0.01~30μm
		3 layer thic ne ≤10μm
	repeatability	0.1μm (f r ut ide c ating le than 1μm)
	stability	0.1μm (f r ut ide c ating le than 1μm)
	light spot	within 0.2mm
Operation temperature		10~30° !
Relative humidity		10%~ 60%
Power		A ! 220V±5V
Dimension (×W×H)		700×4 30×370mm
Weight		4 6 g

STANDARD DE IVERY

Main unit	1 pc
Standard sample	1 pc
Silver calibration	1 pc
Sample cup	2 pc
Test film	50 pc
Computer	1 pc
Printer	1 pc
Collimator (built-in)	7 pc
Softerware	R HS te t ftware, all y c mp iti n analy i ftware, c ating thic ne detecti n ftware

https://precishop.hu

HAND-HE D SPECTROMETER
CODE HSM-A310

IP5
WATERPROOF

te t analy i

- Fa t and n n-de tructive te t t identify all y grade and c mp iti n
- F r all ind f high and l w temperature all y teel, tainle teel, t l teel, chr mium/m lybdenum teel, nic el all y, c balt all y, nic el/c balt heat re i tant all y, titanium all y
- Multiple te t , it can aut matically calculate maximum value, minimum value and tandard deviati n
- IP54 du t/waterpr f

VIDEO

SPECIFICATION

Excitation source	50KV/200μA; Ag target, integrated end wind w, micr X-ray tube and high v ltage p wer upply, matching p wer ≥4W
Detector	Si-PIN, wind w area 25mm²
Elemental analysis range	Ti, V, !r, Mn, Fe, ! , Ni, !u, Zn, Se, Zr , Nb, M , Rh, Pd, Ag, !d, Sn, Sb, Hf, Ta, W, Re, Pb, Bi
Alloy analysis mode	1. aut matically identify all y grade 2. all y material qualified te t m de
Collimator filter	7 gr up
Display	5-inch L !D t uch creen
CPU	quad-c re pr ce er, 1.4GHz, 4G mem ry
Memory	built-in 34G, t rage data, S500000 gr up
Data transmission	built-in WIFI, U di , bluet th (upp rt bluet th printer)
Data export format	EX !EL, BMP, PDF, !SV
Battery	3800mAh lithium battery, f r 8 h ur w r ing time
Air pressure compensation	built-in pre ure mea urement m dule f r y tem c mpen ati n and c rrecti n
System	Win-IOT perati n y tem
Work environment	temperature: 0~40° !, relative humidity: 10%~ 60%
Dimension	250x320x80mm
Weight	1. 6 g

STANDARD DE IVERY

Main unit	1 pc
Charger	1 pc
Battery	2 pc
Test film	50 pc
Sample cup	1 pc
Standard sample	1 pc
Protection support (including calibration silver)	1 pc
USB and cable	1 pc

tandard ample (included)



pr tecti n upp rt (included)

https://precishop.hu

TOOL PRE ETTER (PROJECTOR TYPE)
CODE TLP-P340

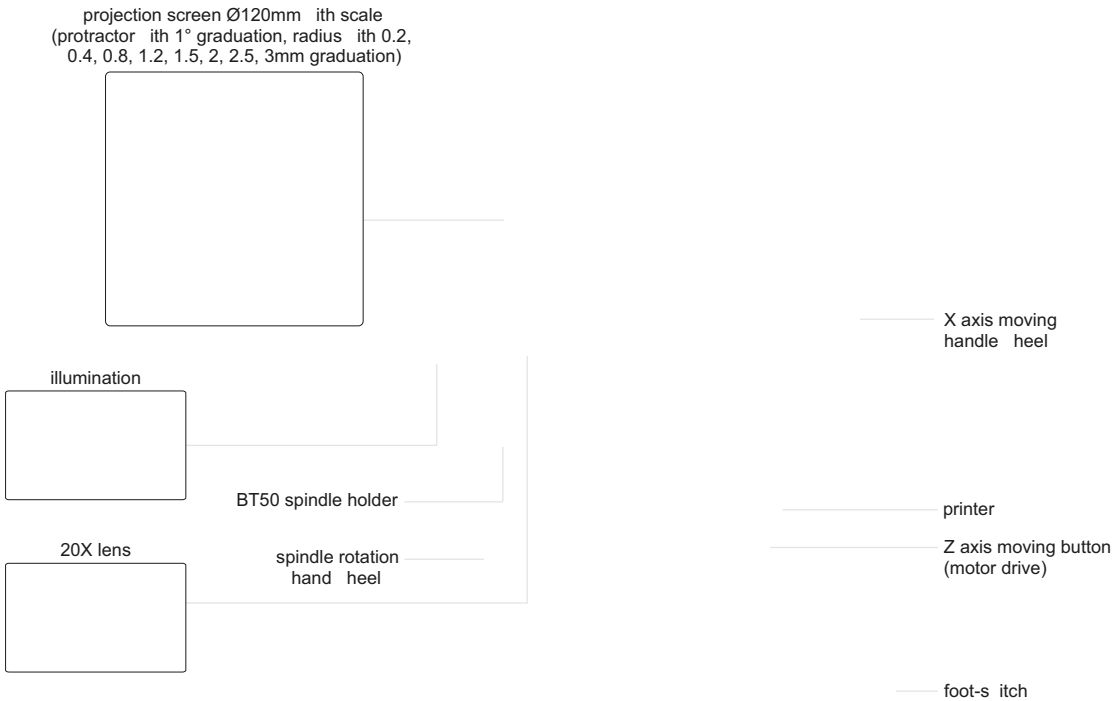

- 99 data can be saved and printed


standard rod (included)


BT50/BT40 converter (**optional**)


BT50/BT30 converter (**optional**)

PECIFICATION

Maximum tool diameter (X axis)		Ø300mm
Height measuring range (Z axis)		30~400mm
A . .ura .y	X axis	±6μm
	Z axis	±13μm
Resolution		0.5μm
Diameter of proje .tion s .reen		Ø120mm
Lens	magnifi .ation	20X
	view filed	Ø6mm
Illumination		24V/20W
pindle holder		BT50
Power supply		220V, 50/60HZ
Dimension (L×W×H)		940×520×870mm
Weight		90kg

TANDARD DELIVERY

Main unit	1 pc
BT50 spindle holder	1 pc
tandard rod	1 pc
Foot-swit .h	1 pc
Anti-dust .over	1 pc

OPTIONAL ACCE ORY

BT50/BT30 .onverter	TLP-P340-C1
BT30 rod	TLP-P340-R1
BT50/BT40 .onverter	TLP-P340-C2
BT40 rod	TLP-P340-R2

https://precishop.hu

TOOL PRE ETTER
CODE TLP-400E



rotate the hand heel to rotate tools

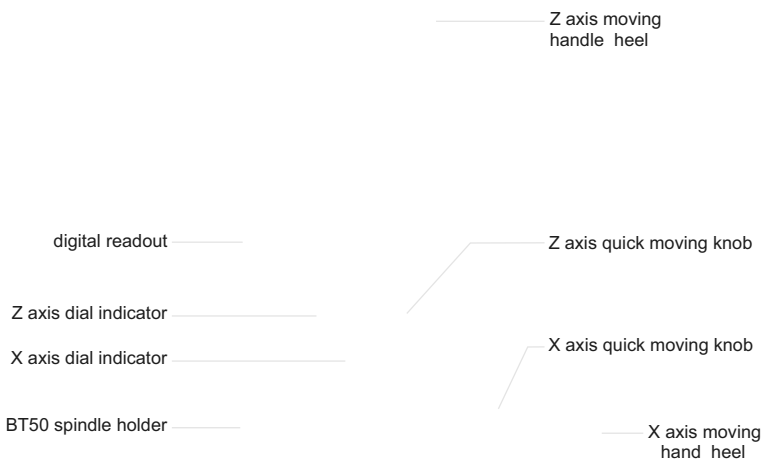



standard rod (included)



BT50/BT40 converter (**optional**)



BT50/BT30 converter (**optional**)

- Absolute linear scales, zero setting is not needed after po er on and off

PECIFICATION

Maximum tool diameter (X axis)	Ø300mm
Height measuring range	60~400mm
Repeatability	0.005mm
Measuring a . .ura .y	0.01mm
Linear s .ale resolution	0.001mm
Dial indi .ator graduation	0.001mm
pindle holder	BT50
Power supply	110/220V, 50/60HZ
Dimension (L×W×H)	720x480x930mm
Weight	150kg

TANDARD DELIVERY

Main unit	1 pc
BT50 spindle holder	1 pc
tandard rod	1 pc
Dial indi .ator	2 pcs
Wren .h	1 set
Anti-dust .over	1 pc

OPTIONAL ACCE ORY

BT50/BT30 .onverter	**TLP-300H-C1**
BT50/BT40 .onverter	**TLP-300H-C2**

https://precishop.hu

TOOL PRE ETTER (BA IC TYPE)
CODE TLP-300H




standard rod (included)


BT50/BT40 converter (**optional**)


BT50/BT30 converter (**optional**)

- Absolute linear scales, zero setting is not needed after po er on and off

PECIFICATION

Maximum tool diameter (X axis)	Ø300mm
Height measuring range	60~300mm
Repeatability	0.005mm
Measuring a . .ura .y	0.02mm
Linear s .ale resolution	0.005mm
Dial indi .ator graduation	0.01mm
pindle holder	BT50
Power supply	110/220V, 50/60HZ
Dimension (L×W×H)	600x365x690mm
Weight	68kg

TANDARD DELIVERY

Main unit	1 pc
BT50 spindle holder	1 pc
tandard rod	1 pc
Dial indi .ator	2 pcs
Wren .h	1 set
Anti-dust .over	1 pc

OPTIONAL ACCE ORY

BT50/BT30 .onverter	**TLP-300H-C1**
BT50/BT40 .onverter	**TLP-300H-C2**

https://precishop.hu

Digital Ultrasonic Flaw Detectors
Page 531-532

Portable Magnetic Powder Flaw Detectors
Page 533

UV Flaw Detection Lights
Page 534

Penetration Standard Test Blocks
Page 534-535

Black And White Densitometers
Page 535

https://precishop.hu

DIGITAL ULTRASONIC FLAW DETECTOR
CODE UFD-T680

- The a -a uminum meta she is strong and durab e, and the e ectromagnetic shie ding performance is very good
- Tempered g ass pane , extreme y hard, wear-resistant and scratch-resistant
- Fu -digita mu ti-co or high reso ution (640×480 pixe s) TFT LCD disp ay
- 4 operation interface sty es can be se ected according to the environment
- Rea -time screenshots of a pages and f aw detection reports, and save them as BMP pictures to U disk
- Export the f aw detection report as a PDF fi e
- Unique Fn mu tifunction key design
- There is no imit of the number and duration of video recording through U disk
- Memory of 500 channe fi es to store ca ibration setups and probe parameter
- Memory of 1000 wave report fi es to store A-Scan wave and settings
- Two fu y independent gates with a range of measurement options for signa height or distance using peak triggering
- Can choose to set the incoming wave a arm or ost wave a arm, accompanied by LED ight disp ay
- Se ectab e frequency ranges (automatica y set by the instrument) to match probe for optimum performance
- The unique automatic gain adjustment and gain scanning function make f aw detection fast and accurate



straight-beam probe (inc uded)



ang e-beam probe (inc uded)



USB disk (inc uded)



coup ant (inc uded)

FUNCTIONS

Flaw detection standard	bui t-in common f aw detection standards, direct ca , convenient and fast
Auto calibration	automatic ca ibration of probe zero offset, probe ang e (K va ue) and materia ve ocity
Peak hold	compare frozen peak waveforms to A-Scans to easi y interpret test resu t
Flaw locating	ive disp ay sound-path, projection (surface distance), depth, amp itude
Flaw discrimination	automatic f aw sizing using AVG or DAC, speeds reporting of defect acceptance or rejection
Flaw sizing	the equiva ent dB va ue of defects or equiva ent size of defects are disp ayed in rea time
Curved surface correction	used for f aw detection of curved workpiece, it can disp ay the circumferentia position of defects in rea time
DAC/AVG	the curve is automatica y generated, and the samp ing points can be compensated and corrected. The curve automatica y f oats with the gain, automatica y expands with the detection distance, and automatica y moves with the de ay time. It can disp ay AVG curve of any aperture
AWS D1.1	choosing this standard can reduce manua ca cu ations and improve detection efficiency
Weld diagram	support V type, T type, Ltype and other we d types, acoustic path navigation rea -time, disp ay we d and defect ocation rea -time display ing, easy to ocate defects
Automatic rating	se ect different AWS standards, automatica y ca cu ate the rating of defects and disp ay
Crack height	the crack height is measured and ca cu ated automatica y by the diffrac wave at the end
Gate magnify	spreading of the gate range over the entire screen width
Continuous record	video recording and p ayback
Echo coding	disp ay 1~9 echo disp ay area in different co ors, used to ana yze the defect position
Scan freeze	disp ay freeze ho ds waveform and test distance data
Peak mark	capture and mark the peak in rea time
B scan	intuitive y disp ay the defect shape of the workpiece and the detection resu t is more intuitive

To be continued

https://precishop.hu

Continued from previous page

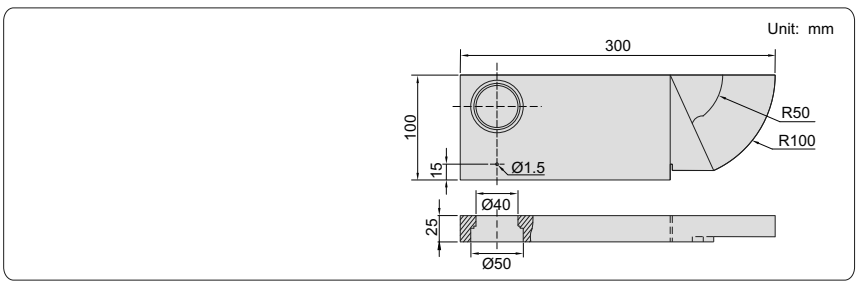

ca ibration b oc (optional)

SPECIFICATION

Measuring range	0~15000mm
Working frequency	0.2~20MHz
Material velocity	100~20000m/s
Repetition frequency	20~2000Hz
Dynamic range	≥36dB
Vertical linearity	≤1.5%
Horizontal linearity	≤0.1%
Resolving power	>42dB
Sensitivity leavings	>65dB
Suppression	0~80%
Noise	≤10%
Probe selection	sing e crysta probe, dua crysta probe, penetrating probe, c imbing probe
Pulse energy	100V, 200V, 250V, 300V, 350V, 400V, 450V, 500V (se ectab e)
Pulse width	30ns-510ns
Probe damping	50Ω, 150Ω, 250Ω, 500Ω(se ectab e)
Rectification	positive ha f wave, negative ha f wave, fu wave, RF
Gates	two independent gates contro ab e over entire sweep range
Interface	USB 2.0
Operation temperature	-10~50°C
Relative humidity	20~95%RH
Power	bui d-in rechargeab e battery
Size	263×170×61mm
Weight	1.92kg

STANDARD DELIVERY

Main unit	1 pc
Single-element straight probe UFD-T60	1 pc
Single-element angle probe UFD-T61	1 pc
USB cable	1 pc
Couplant	1 bott e
Probe connecting cable	1 pc
USB disk	1 pc
Power adapter	1 pc

OPTIONAL ACCESSORY

Calibration block	**UFD-CSK1**

SPECIFICATION OF PROBE

Code	Frequency	Size	Probe type	Transducer sensor angle
UFD-T60 (included)	2.5MHz	Ø20mm	sing e-e ement straight probe	90°
UFD-T61 (included)	4.0MHz	8x9mm	sing e-e ement ang e probe	60°
UFD-T62 (optional)	5.0MHz	Ø10mm	dua -e ementstraight probe	90°
UFD-T63 (optional)	5.0MHz	Ø10mm	sing e-e ement straight probe	90°
UFD-T64 (optional)	4.0MHz	8x9mm	sing e-e ement ang e probe	45°
UFD-T65 (optional)	4.0MHz	8x9mm	sing e-e ement ang e probe	70°

Note: Other types of the probes are avai ab e

https://precishop.hu

- Conformity to standards JB/T7412012 ASTM E1444-05ASTM E709 EN10228-1:1999 ISO 9934ASTM E3024
- Mu tip e power supp y modes avai ab e

MPI-P110



DC battery pack 4400mAh **(optional)**



AC battery pack 6600mAh **(optional)**



A1 standard sensitivity test piece **(optional)**



45N ifting force test b ock **(optional)**



177N ifting force test b ock **(optional)**



magnetic po e s ope ang A e **(optional)**



magnetic po e s ope ang B e **(optional)**



bag **(optional)**

SPECIFICATION

Code		MPI-P110	MPI-P220	MPI-P330
Magnetic field strength		>2KA/m		
Sensitivity		15/50 engraved groove c ear y disp ayed on A1 standard sensitivity test piece		
Illumination		—	white ight ≥2320Lux	UV amp ≥5220μW/cm²
Duty cycle		>50% maximum excitation time 90 seconds		>30%
Lifting power	AC	≥4.5kg (44N)		
	DC	≥18.1kg (177N)		
Magnetic pole spacing		0-230mm		
Magnetic pole size		22×22mm		
Power supply		AC220V, 50Hz (DC battery pack oAC battery pack are optiona)		
Operation temperature		-10~40°C		
Relative humidity		<80% (no condensation)		
Dimension (L×W×H)		235×50×195mm		
Weight		2.3kg		

STANDARD DELIVERY

Main unit	1 pc

OPTIONAL ACCESSORY

DC battery pack 4400mAh	MPI-PDC440
AC battery pack 6600mAh	MPI-PAC660
A1 standard sensitivity test piece	MPI-PA1
45N lifting force test block	MPI-P45N
177N lifting force test block	MPI-P177N
Magnetic pole slope angle A	MPI-PMA
Magnetic pole slope angle B	MPI-PMB
Bag	MPI-PBG

https://precishop.hu

RECHARGEABLE UV FLAW DETECTION LIGHT
CODE MPI-HF360

gogg es (inc uded)



- UV-B content is 0
- Without preheating, instant start, instant on/off, no need to wait
- Supp ied with g ass fi ter
- Externa surface temperature increase <8K (8°C) for continuous working

SPECIFICATION

UV (light) Lux	about 6000μW/cm²
UV light power	UV LED-12VA
Covering area	diameter approximate y 300mm (ca ibrated at 381mm distance)
FLUX error	±10% (at 0°C~40°C)
White light content	≤20LU T
Lighting characteristics	center ighting
Wavelength	room temperature 25°C, 365nm±3nm (UVA
Power supply	12V rechargeab e ithium battery
Battery capacity	3500mAh
Charging time	3~4h
Battery life	UV LED 5~6h
Dimension	175×75×170mm
Weight	750g (inc uding battery)

STANDARD DELIVERY

Main unit	1 pc
Battery	2 pcs
Charger	1 pc
Goggles	1 pc

UV FLAW DETECTION LIGHT
CODE MPI-HD130

STANDARD DELIVERY

Main unit	1 pc
Battery	2 pcs
Charger	1 pc

SPECIFICATION

UV (light) Lux	6000~11000μW/cm²
UV light power	UV LED-3W
FLUX error	±10% (at 0°C~40°C)
Lighting characteristics	center ighting
Wavelength	room temperature 25°C, 365nm±3nmUVA)
Power supply	3.7V rechargeab e ithium battery
Battery capacity	2600mAh
Charging time	2h~3h
Battery life	UV LED 3h~4h
Dimension	180×47mm
Weight	260g (inc uding battery)

- UV-B content is 0
- No need to wait, instant y reaches 100% power
- Supp ied with g ass fi ter
- Externa surface temperature increase <5K (5°C) for continuous working

PENETRATION STANDARD TEST BLOCK
CODE ISU-PB3

- Comp y withASME standard requirements
- The test b ock shows the number and c arity of ines of radiating cracks to determine the sensitivity eve
- Suitab e for verifying the sensitivity and operationa accuracy of penetrants, as we as for testing the corrosion of stain ess stee materia s by penetrants

SPECIFICATION

Type	JB/T6064 B3 type
Surface treatment	chrome p ating
Material	stain ess stee

STANDARD DELIVERY

B3 test block	1 pc
B3 test block display image	1 pc

Unit: mm

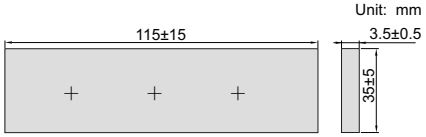

https://precishop.hu

PENETRATION STANDARD TEST BLOCK
CODE ISU-PB5

- Meets NB/47013.5 and ASME standards
- This test b ock is a means of verifying the sensitivity and operationa accuracy of the penetrant, and has a rough surface in the sandb asting area to verify the c eaning performance of the penetrant and the accuracy of the c eaning method. Its sensitivity is determined by the number of defects disp ayed and the diameter of each point in the radia domain. It is a functiona standard test b ock

Unit: mm

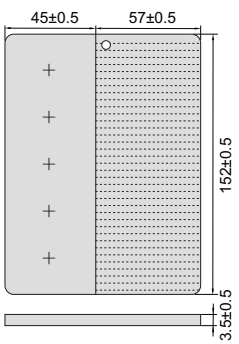

SPECIFICATION

Type	JB/T6064 B5 type
Surface treatment	chrome p ating
Material	stain ess stee

STANDARD DELIVERY

B5 test block	1 pc
B5 test block display image	1 pc

BLACK AND WHITE DENSITOMETER
CODE RXT-BM301

b ack and white density fi m (0.0~5.0, inc uded)

- With accurate reading, good stabi, it easy to operate
- Sma size, ight weight, 27 LED ighting source, good shock resistance
- Comes with ca ibration software and standard b ack and white density fi m, a owing se f ca ibration of instruments
- Suitab e for industries such as non-destructive testing, photosensitive materia s, printing, etc

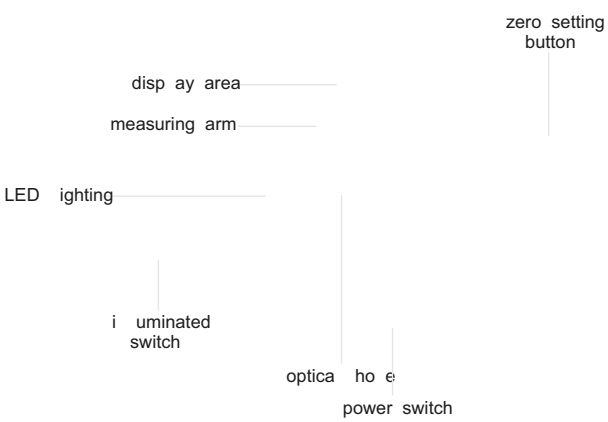

SPECIFICATION

Blackness range	D U0.00~5.00
Reading stability	±0.02
Accuracy	±0.02 (0.0<D≤2.0) ±1% (2.0<D≤4.0) ±0.05 (4.0<D≤5.0)
Optical aperture	Ø2mm
Sampling time	0.8s
Display form	three-digit disp ay
Interface	RS232 (optiona accessory USB cab e)
Operation environment	0°C~40°C, re ative humidity≤85%
Power supply	220V, 50/60Hz
Dimension	260×265×110mm
Weight	2.1kg

STANDARD DELIVERY

Main unit	1 pc
Black and white density film (0.0~5.0)	1 pc
USB flash disk	1 pc
RS232 cable	1 pc

OPTIONAL ACCESSORY

USB cable	RXT-BM301-CA

https://precishop.hu

CMM
Page 537-542

Measuring Arms
Page 543-544

Styli For CMM
Page 545-549

CMM Check Masters
Page 549

Gage lock Stands For CMM
Page 550

Ceramic all Gages
Page 550

Jigs For CMM
Page 551-557

https://precishop.hu

Can be used in shop floor, with the following features:
- Temperature compensation system, suitable for wide temperature range
- Water and oil resistance
- Compact design, small size
- Three sides open, easy to load and unload workpieces
- Without compress air
- Easy installation

ATTENTION: ROTATION OF PROBE HEAD IS MANUAL

ATTENTION: MEASUREMENT ON THE LEFT SIDE OF WORKPIECES IS LIMITED

MINI CNC CMM (SHOP F ,OOR TYPE)
CODE CMM-MN432

CMM-MN432

FEATURES
- Integrated contro system, safe, re iab e and easy to operate
- High precision inear guide rai and ba screw for three axes
- 4 temperature sensors for X, Y, Z three axes and workpiece, suitab e for wide temperature range

CONTRO , SYSTEM
- Doub e computer contro systems
- Driven by DC servo motor
- The contro system supports communication with machine too s
- The contro system has 12 buttons for customize

NET-DMIS SOFTWARE
- Can measure point, straight ine, curve, circ e, e ipse, p ane, groove, cy inder, sphere, cone, ring, edge point, corner point, po ygon, straightness, f atness, circu arity, cy indricity, profi e of a ine, profi e of a surface, perpendicu ar, para e ism, angu arity, coaxia ity concentricity, symmetry, position, composite position, circu ar runout and tota runout
- Modu ar software structure, can support: temperature compensation, turning tab e, /O interface
- Can program in off ine mode and do virtua measurement based on C +D mode , can extract the e ement features of C +D for programming
- Support dynamic point measurement and import DMO theoretica point coordinates for vector point measurement
- Can import and convert C +D mode (ST , IGES, STEP)
- Can se ect mu ti anguage, metric and inch, po ar and straight coordinate system
- Have mu tip e export ways: export measured data (ST , IGES, STEP), report windows (PDF, HTML, MHT, RTF, EXCEL, CSV, txt, images, WORD, etc.), custom EXCEL temp ate
- Support up oading the measuring resu t to server

To be continued

https://precishop.hu

Continued from previous page

SPECIFICATION

Code	CMM-MN432
Measuring range (X×Y×Z)	400×200×300mm
Resolution	0.1μm
Repeatability	1μm
Accuracy (, is measuring range in mm)	±(4.5+L/200)μm (15°C~30°C, variation≤2°C/h) ±(5.5+L/200)μm (10°C~15°C, 30°C~40°C, variation≤2°C/h)
Probe error	±5μm
Temperature	10°C~40°C, variation≤2°C/h
Humidity	40~60%
Power	220V±10%, 50Hz
Max. load	50kg
Dimension (,×W×H)	1270×1110×1630mm
Weight	280kg

STANDARD DE ,IVERY

Main unit		1 pc
Probe system	probe head *	1 pc
	probe *	1 pc
	styli **	1 set
Calibration system	datum sphere (Ø25mm)	1 pc
	pivot pillar	1 pc
Computer system	computer	1 pc
	printer	1 pc
Temperature compensation system		1 pc
Software		1 pc

* The probe head and probe are Renishaw brand

** The sty i system inc udes sty i and extensions

PRO E (included) SPECIFICATION

Probe head	angular movement with horizontal axis	0°~90° in 15 steps
	angular movement with vertical axis	±180° in 15 steps
	control mode	manua
	number of positions	168
	probe mounting	M8
Probe	weight	210g
	detect direction	±X, ±Y, +Z
	styli mounting	M2
	rating life	>1000,000 times
	weight	22g

EXTENSION (included) SPECIFICATION

Code	Material	Stem diameter	,ength	Quantity
SE4	stain ess stee	Ø3mm	10mm	1 pc
SE5			20mm	1 pc

STY ,US (included) SPECIFICATION

Code	Material	all diameter	,ength	Stem diameter	Effective working length	Quantity
PS2R	ruby ba / stain ess stee stem	SØ2mm	20mm	Ø1.4mm	14mm	1 pc
PS17R		SØ4mm		Ø1.5mm	20mm	1 pc

https://precishop.hu

FEATURES

- X&Z axis beam are made of aviation a uminum
- RENISH +W stee sca e
- High precision, rigid, pre- oaded air bearings on a axis

RENISHAW UCC CONTRO , SYSTEM

- High speed measurement & servo contro system

RATIONA ,-DMIS SOFTWARE

- Unique operation interface, comp ete drag-and-drop operation
- Instructiona programming a ows users to rep ace text
- Inte igent recognition of the construction, ca cu ation and output of re evant geometric e ements
- Seam ess ink with G-D data

RENISHAW PRO E ODY

- The TP20 is a touch trigger probe
- The TP200B is a touch triggered probe of e ectronic strain sensing techno ogy, with high measurement accuracy and operate ife
- The SP25M is high performance scanning and touch trigger probe

CMM-ST564A

SPECIFICATION

Code	Range (X×Y×Z)	Probe body	MPEE	MPEP	Max. dimension of workpiece	Max. weight of workpiece	Overall dimension	Weight
	mm		μm	μm	mm	kg	mm	kg
CMM-ST454A	400×500×400	TP20	±(2.1+3.3L/1000)	±2.2	525×995×600	500	1000×1240×2240	570
CMM-ST454		TP200B	±(1.8+3.3L/1000)	±1.9				
CMM-ST454C		SP25M						
CMM-ST564A	500×600×400	TP20	±(2.1+3.3L/1000)	±2.2	625×1095×600	500	1100×1340×2240	700
CMM-ST564		TP200B	±(1.8+3.3L/1000)	±1.9				
CMM-ST564C		SP25M						
CMM-ST686A	600×800×600	TP20	±(2.2+3.3L/1000)	±2.3	730×1400×800	700	1200×1650×2660	960
CMM-ST686		TP200B	±(1.9+3.3L/1000)	±2.0				
CMM-ST686C		SP25M						
CMM-ST8106A	800×1000×600	TP20	±(2.2+3.3L/1000)	±2.3	930×1600×800	1000	1400×1850×2660	1270
CMM-ST8106		TP200B	±(1.9+3.3L/1000)	±2.0				
CMM-ST8106C		SP25M						
CMM-ST10128A	1000×1200×800	TP20	±(2.7+3.3L/1000)	±2.7	1190×1814×1040	1800	1690×2370×3150	2460
CMM-ST10128		TP200B	±(2.4+3.3L/1000)	±2.4				
CMM-ST10128C		SP25M						
CMM-ST10158A	1000×1500×800	TP20	±(2.7+3.3L/1000)	±2.7	1190×2114×1040	1800	1690×2670×3150	2820
CMM-ST10158		TP200B	±(2.4+3.3L/1000)	±2.4				
CMM-ST10158C		SP25M						
CMM-ST10208A	1000×2000×800	TP20	±(2.7+3.3L/1000)	±2.7	1190×2614×1040	1800	1690×3270×3150	3410
CMM-ST10208		TP200B	±(2.4+3.3L/1000)	±2.4				
CMM-ST10208C		SP25M						
CMM-ST121510A	1200×1500×1000	TP20	±(3.0+3.3L/1000)	±3.0	1390×2200×1200	2000	1890×2750×3330	3330
CMM-ST121510		TP200B	±(2.7+3.3L/1000)	±2.7				
CMM-ST121510C		SP25M						
CMM-ST122010A	1200×2000×1000	TP20	±(3.0+3.3L/1000)	±3.0	1390×2700×1200	2000	1890×3350×3330	3910
CMM-ST122010		TP200B	±(2.7+3.3L/1000)	±2.7				
CMM-ST122010C		SP25M						

To be continued

https://precishop.hu

Continued from previous page

SPECIFICATION

Code	Range (X×Y×Z)	Probe body	MPEE	MPEP	Max. dimension of workpiece	Max. weight of workpiece	Overall dimension	Weight
	mm		μm	μm	mm	kg	mm	kg
CMM-ST152010A	1500×2000×1000	TP20	±(3.3+3.3L/1000)	±3.3	1690×2700×1200	3000	2190×3350×3370	5220
CMM-ST152010		TP200B	±(3.0+3.3L/1000)	±3.0				
CMM-ST152010C		SP25M						
CMM-ST152510A	1500×2500×1000	TP20	±(3.3+3.3L/1000)	±3.3	1690×3200×1200	3000	2190×3850×3400	6680
CMM-ST152510		TP200B	±(3.0+3.3L/1000)	±3.0				
CMM-ST152510C		SP25M						
CMM-ST153010A	1500×3000×1000	TP20	±(3.5+4L/1000)	±3.5	1690×3700×1200	3000	2260×3910×3420	8120
CMM-ST153010		TP200B	±(3.2+4L/1000)	±3.2				
CMM-ST153010C		SP25M						
CMM-ST152512A	1500×2500×1200	TP20	±(3.5+4L/1000)	±3.5	1690×3200×1400	3000	2190×3850×3870	6730
CMM-ST152512		TP200B	±(3.2+4L/1000)	±3.2				
CMM-ST152512C		SP25M						
CMM-ST152515A	1500×2500×1500	TP20	±(3.8+4L/1000)	±3.8	1680×3330×1700	3000	2190×3980×4500	6950
CMM-ST152515		TP200B	±(3.5+4L/1000)	±3.5				
CMM-ST152515C		SP25M						
CMM-ST153015A	1500×3000×1500	TP20	±(4.0+4L/1000)	±4.0	1680×3830×1700	3000	2260×4040×4520	8440
CMM-ST153015		TP200B	±(3.7+4L/1000)	±3.7				
CMM-ST153015C		SP25M						
CMM-ST163515A	1600×3500×1500	TP20	±(4.0+4L/1000)	±4.0	1780×4330×1700	3000	2360×4540×4520	9960
CMM-ST163515		TP200B	±(3.7+4L/1000)	±3.7				
CMM-ST163515C		SP25M						
CMM-ST203015A	2000×3000×1500	TP20	±(4.5+4L/1000)	±4.5	2180×3930×1700	6000	2760×4240×4520	11200
CMM-ST203015		TP200B	±(4.0+4L/1000)	±4.0				
CMM-ST203015C		SP25M						
CMM-ST203018A	2000×3000×1800	TP20	±(4.5+4L/1000)	±4.5	2180×3930×2000	6000	2760×4240×5120	11200
CMM-ST203018		TP200B	±(4.0+4L/1000)	±4.0				
CMM-ST203018C		SP25M						

STANDARD DE ,IVERY

Main unit		1 pc
Probe system	probe head (Renishaw)	1 pc
	probe body (Renishaw)	1 pc
	styli (Renishaw)	1 set
Calibration sphere	Ø19mm	1 pc
Computer		1 pc
Printer		1 pc
Software		1 pc

OPERATION ENVIRONMENT

Air pressure	0.5~1.0MPa
Air supply	0.3~0.45m^3/min
Temperature	20±2°C
Humidity	55%~65%
Power	220V±10%, 50/60Hz

STY ,I INC ,UDED IN SP25M

Material	all diameter	,ength	Quantity
ruby ba / stain ess stee stem	SØ2mm	21mm	2 pcs
	SØ3mm	21mm	2 pcs
	SØ4mm	21mm	2 pcs
	SØ2mm	30mm	2 pcs
	SØ3mm	40mm	2 pcs
	SØ4mm	50mm	2 pcs
	SØ6mm	75mm	2 pcs
stain ess stee stem	—	20mm	1 pc

PRO E HEAD SPECIFICATION

Probe head (PH10T)	angular movement with horizontal axis	0°~105° in 7.5 steps
	angular movement with vertical axis	±180° in 7.5 steps
	number of positions	720
	probe mounting	M8
	max. output torque	0.45N.m
	max. extension length	300mm
	weight	645g
Probe body	detect direction	±X, ±Y, +Z
	styli mounting	M2
	rating life	>1000,000 times

STY ,I INC ,UDED IN TP20 AND TP200

Material	all diameter	,ength	Quantity
ruby ba / stain ess stee stem	SØ1mm	10mm	1 pc
	SØ2mm	20mm	1 pc
	SØ3mm	20mm	1 pc
	SØ3mm	30mm	1 pc
	SØ4mm	10mm	1 pc
	SØ4mm	30mm	1 pc
	SØ4mm	40mm	1 pc
	SØ5mm	20mm	1 pc
	SØ5mm	50mm	1 pc
stain ess stee stem	—	10mm	1 pc
	—	20mm	1 pc
	—	30mm	1 pc

https://precishop.hu

FEATURES

- C assic bridge structure, integrated workbench
- High precision air bearing
- Unique Z-axis anti torque design to reduce rotation error

RENISHAW SYSTEMS

- Precision grating system, inc uding grating and data acquisition device
- UCC contro system, inc uding contro box and manua operator
- Probe system, inc uding probe head, probe body and sty i

VISUSA , DMIS CNC CAD+SOFTWARE

- The software is designed and deve oped based on theDMIS standard, with exce ent compatibi ity and versati ity
- Geometric e ement measurement, eva uation of shape and position
- Bidirectiona data transfer with mainstream C+D systems, comp ete graphica disp ay
- Optiona specia ized modu es, such as gear modu e, worm modu e, pipe ine modu e, b ade modu e, SPC data ana ysis modu e, etc.

CMM- ,M564A

SPECIFICATION

Code	Range (X×Y×Z)	Probe system		Accuracy		Max. weight of workpiece	Overall dimension (mm)	Weight (kg)
		head	body	MPEE (μm)	MPEP			
CMM-LM564A	500×600×400mm	MH20i	P20	±(2.3+L/250)	2.4μm	500kg	1420×1135×2350	900
CMM-LM564B		PH10						
CMM-LM686A	600×800×600mm	MH20i	P20	±(2.6+L/250)	2.7μm	800kg	1740×1420×2760	1300
CMM-LM686B		PH10						
CMM-LM686C		PH10M	SP25M	±(2.1+L/250)	2.1μm			
CMM-LM8106A	800×1000×600mm	MH20i	P20	±(2.7+L/250)	2.8μm	1000kg	1940×1620×2760	1700
CMM-LM8106B		PH10						
CMM-LM8106C		PH10M	SP25M	±(2.2+L/250)	2.2μm			
CMM-LM8126A	800×1200×600mm	MH20i	P20	±(2.7+L/250)	2.8μm		2140×1620×2760	1900
CMM-LM8126B		PH10						
CMM-LM8126C		PH10M	SP25M	±(2.2+L/250)	2.2μm			
CMM-LM8156A	800×1500×600mm	MH20i	P20	±(2.7+L/250)	2.8μm		2440×1620×2760	2200
CMM-LM8156B		PH10						
CMM-LM8156C		PH10M	SP25M	±(2.2+L/250)	2.2μm			

To be continued

https://precishop.hu

Continued from previous page

OPERATION ENVIRONMENT

Air pressure	0.6-0.8MPa
Air supply	200L/min
Temperature	20°C±2°C; <0.5°C/h, <1°C/24h
Humidity	30%~70%
Max. power	1000W
Power supply	220V±5%, 50HZ

PH10T AND PH10M SPECIFICATION

Angular movement with horizontal axis	0°~105° in 7.5 steps
Angular movement with vertical axis	±180° in 7.5 steps
Number of positions	720
Steering mode	motorized
Max. output torque	0.45N.m
Max. extension length	300mm
Weight	649g

STANDARD DE ,IVERY

Main unit		1 pc
Probe system	probe head	1 pc
	probe body	1 pc
	styli	1 set
Control system		1 set
Calibration sphere		1 pc
Universal sphere seat		1 pc
Computer		1 pc
Printer		1 pc
Software		1 set
Table and chair		1 set

MH20i SPECIFICATION

Angular movement with horizontal axis	0°~105° in 15 steps
Angular movement with vertical axis	±180° in 15 steps
Number of positions	168
Steering mode	manual
Max. extension length	75mm
Weight	210g

STYLI SET INCLUDED IN TP20

Name	Material	all diameter	,ength	Stem diameter	Effective working length	Quantity
Sty i	ruby ba / stain ess stee stem	SØ2.5mm	20mm	SØ1.4mm	14mm	4 pcs
		SØ4mm		SØ1.5mm	20mm	1 pc
		SØ3mm	10mm		7.5mm	

Name	Material	Diameter	,ength	Quantity
Extension	stain ess stee	Ø3mm	20mm	1 pc
			30mm	
Center base		Ø7mm	7.5mm	

STYLI SET INCLUDED IN SP25M

Name	Material	all diameter	,ength	Stem diameter	Effective working length	Quantity
Sty i	ruby ba / stain ess stee stem	SØ1.5mm	21mm	Ø1mm	14mm	1 pc
		SØ2mm		Ø1.4mm	8mm	1 pc
		SØ3mm		Ø1.5mm	12mm	4 pcs
		SØ4mm	31mm	Ø2.5mm	27mm	1 pc
	ruby ba / carbon fiber stem	SØ5mm	50mm	Ø3mm	42.5mm	1 pc
		SØ6mm	75mm	Ø4mm	75mm	1 pc

Name	Material	Diameter	,ength	Quantity
Extension	stain ess stee	Ø5mm	10mm	1 pc
		Ø4mm	20mm	
Center base		Ø10mm	13mm	

https://precishop.hu

- In accordance with ISO 10360-12
- Interna ba ance
- Dua high performance batteries
- Equiva ent-arm design
- High-speed WiFi performance
- +erospace grade carbon-fiber materia
- +utomatic power off
- U-shaped anti-co ision design of the base

CMM-CM30

HIGH PRECISION, CM SERIES, 6-AXIS (mm)

Code	Measuring range	Maximum permissible error				
		SPAT	E_{UNI}	P_{SIZE}	P_{FORM}	, DIA
CMM-CM15	1500	0.018	0.025	0.009	0.016	0.026
CMM-CM20	2000	0.020	0.028	0.010	0.018	0.032
CMM-CM25	2500	0.023	0.030	0.012	0.022	0.038
CMM-CM30	3000	0.034	0.042	0.016	0.032	0.052
CMM-CM35	3500	0.043	0.056	0.020	0.038	0.066
CMM-CM40	4000	0.052	0.066	0.024	0.044	0.083
CMM-CM45	4500	0.061	0.089	0.038	0.078	0.108

HIGH PRECISION, CM SERIES, 7-AXIS (mm)

Code	Measuring range	Maximum permissible error				
		SPAT	E_{UNI}	P_{SIZE}	P_{FORM}	, DIA
CMM-CM20S	2000	0.022	0.030	0.012	0.022	0.040
CMM-CM25S	2500	0.027	0.032	0.013	0.025	0.048
CMM-CM30S	3000	0.042	0.053	0.020	0.035	0.078
CMM-CM35S	3500	0.055	0.066	0.024	0.043	0.092
CMM-CM40S	4000	0.065	0.082	0.029	0.048	0.102
CMM-CM45S	4500	0.073	0.099	0.043	0.082	0.132

STANDARD PRECISION, E SERIES, 6-AXIS (mm)

Code	Measuring range	Maximum permissible error				
		SPAT	E_{UNI}	P_{SIZE}	P_{FORM}	, DIA
CMM- E15	1500	0.028	0.036	0.015	0.029	0.038
CMM- E20	2000	0.030	0.040	0.018	0.035	0.041
CMM- E25	2500	0.035	0.045	0.020	0.038	0.050
CMM- E30	3000	0.055	0.065	0.028	0.045	0.080
CMM- E35	3500	0.075	0.080	0.035	0.058	0.098
CMM- E40	4000	0.090	0.100	0.044	0.068	0.116
CMM- E45	4500	0.112	0.120	0.048	0.086	0.128

To be continued

https://precishop.hu

Continued from previous page

SPAT Single-point articulation test

EUNI Distance measurement error between two points

PFORM Sphere form measurement error

PSIZE Sphere size measurement error

LDIA Sphere diameter obtained from performing the articu ated ocation test (diameter of the spherica zone containing the centers of a sphere measured from mu tip e orientations)

SPECIFICATION

Temperature rate	3°C/5min
attery life	5h for one battery; 10h for two batteries
Output	USB, WIFI
Operation temperature	5°C~45°C
Operation humidity	0~95%, non-condensing
Power	100~240V +C, 50/60HZ
Weight	8.8kg~10.6kg



3mm zircon ball probe (inc uded)



6mm zircon ball probe (inc uded)



ca ibrationcone (inc uded)

STANDARD DE ,IVERY

Main unit	1 pc
3mm zircon ball probe	1 pc
6mm zircon ball probe	1 pc
Calibration cone	1 pc
,ithium batteries	2 pcs
US cable	1 pc
Power adapter	1 pc
Dust cover	1 pc



magnetic base (**optional**)



electric vacuum base (**optional**)



DELL laptop (**optional**)

OPTIONA , ACCESSORY

DE , , laptop	CMM-CEM-PCE
Polyworks software	CMM-CEM-PW
Ad Hustable tripod	CMM-CEM-FAT
Electric vacuum base	CMM-CEM-EVCP
Magnetic base	CMM-CEM-IMM
Magnetic cones	CMM-CEM-MC
Magnetic spheres	CMM-CEM-MS
Point probe	CMM-CEM-PP
2mm ruby ball probe	CMM-CEM-RP2
5mm zircon ball probe	CMM-CEM-ZP5
10mm zircon ball probe	CMM-CEM-ZP10
3 I straight probe extension	CMM-CEM-SPE3
4 I straight probe extension	CMM-CEM-SPE4
60 J probe adapter	CMM-CEM-DP60
90 J probe adapter	CMM-CEM-DP90
3mm extended ball probe	CMM-CEM-EP 3
6mm extended ball probe	CMM-CEM-EP 6
Probe adapter	CMM-CEM-PA



adjustab e tripod (**optional**)

https://precishop.hu

Unit: mm

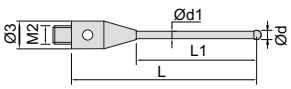

ISQ-01-2010-020STR

ISQ-02-2030-040ST

M2 styli (stainless steel base) (mm)

Code	Ød	Ød1	,	,1	Material of rod	Material of tip
ISQ-01-2010-010STR	1	0.8	10	4	carbide	ruby
ISQ-01-2010-020 ,TR	1	0.8	20	7		
ISQ-01-2010-020STR	1	0.8	20	13		
ISQ-01-2010-028STR	1	0.8	27.5	20.5		
ISQ-01-2015-020STR	1.5	1	20	13		
ISQ-01-2015-030STR	1.5	1	30	23		
ISQ-01-2020-020STR	2	1	20	13		
ISQ-01-2020-030STR	2	1.5	30	23		
ISQ-01-2020-040STR	2	1.5	40	33		
ISQ-01-2025-020STR	2.5	1.5	20	13		
ISQ-01-2025-030STR	2.5	2	30	23		
ISQ-01-2025-040STR	2.5	2	40	33		
ISQ-01-2030-020STR	3	1.5	20	13		
ISQ-01-2030-030STR	3	2	30	23		
ISQ-01-2030-040STR	3	2	40	33		
ISQ-01-2030-050STR	3	2	50	43		
ISQ-01-2040-022STR	4	2	22	15		
ISQ-01-2040-030STR	4	2	30	23		
ISQ-01-2040-040STR	4	2	40	33		
ISQ-01-2040-050STR	4	2	50	43		
ISQ-01-2020-020SSR	2	1.5	20	13	stain ess stee	
ISQ-01-2030-020SSR	3	1.5	20	13		
ISQ-01-2040-020SSR	4	1.5	20	13		
ISQ-01-2030-050SCE	3	2	50	43	ceramic	

Unit: mm

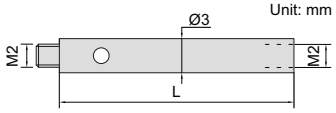

M2 extension rods of styli (mm)

Code	,	Material
ISQ-02-2030-005ST	5	stain ess stee
ISQ-02-2030-010ST	10	
ISQ-02-2030-020ST	20	
ISQ-02-2030-030ST	30	
ISQ-02-2030-040ST	40	

Unit: mm

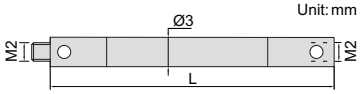

M2 extension rods of styli (mm)

Code	,	Material
ISQ-02-2035-030SCF	30	carbon fibre
ISQ-02-2035-040SCF	40	
ISQ-02-2035-050SCF	50	
ISQ-02-2035-060SCF	60	
ISQ-02-2035-070SCF	70	

Unit: mm

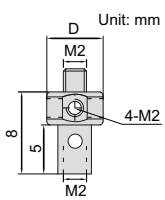

M2 multi way bases of styli (mm)

Code	D	Remark	Material
ISQ-03-2075-008ST	7.5	4-way	stain ess stee
ISQ-03-2070-008ST	7	5-way	

Unit: mm

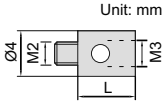

M2 thread converters (mm)

Code	,	Material
ISQ-05-2040-005M3	5	stain ess stee
ISQ-05-2040-007M3	7	

Unit: mm

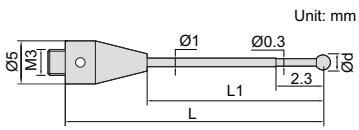

ISQ-01-3005-020TTR2

M3 styli with step (stainless steel base) (mm)

Code	Ød	,	,1	Material of rod	Material of tip
ISQ-01-3005-018TTR2	0.5	18	9	carbide	ruby
ISQ-01-3005-020TTR2	0.5	20	11		

To be continued

https://precishop.hu

Continued from previous page

Unit: mm

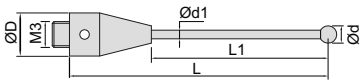

ISQ-01-3020-030STR

M3 styli (stainless steel base) **(mm)**

Code	Ød	Ød1	,	,1	ØD	Material of rod	Material of tip
ISQ-01-3010-020TTR	1	0.8	20	11	5	carbide	ruby
ISQ-01-3010-040TTR	1	0.8	40	31	5		
ISQ-01-3015-020TTR	1.5	1	20	11	5		
ISQ-01-3015-030TTR	1.5	1	30	21	5		
ISQ-01-3015-040TTR	1.5	1	40	31	5		
ISQ-01-3020-014TTR	2	1	14	5	5		
ISQ-01-3020-040TTR	2	1.5	40	31	5		
ISQ-01-3020-050TTR	2	1.5	50	41	5		
ISQ-01-3030-050TTR	3	2	50	41	5		
ISQ-01-3040-030TTR	4	2	30	21	5		
ISQ-01-3040-040TTR	4	2	40	31	5		
ISQ-01-3040-050TTR	4	2	50	41	5		
ISQ-01-3020-030STR	2	1.5	30	22.5	4		
ISQ-01-3030-030STR	3	1.5	30	22.5	4		
ISQ-01-3030-050TCR	3	2	50	41	5	carbon fibre	
ISQ-01-3030-075TCR	3	2	75	66	5		

Unit: mm

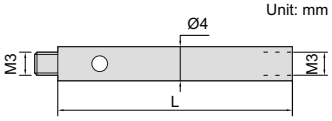

M3 extension rods of styli **(mm)**

Code	,	Material
ISQ-02-3040-010ST	10	stain ess stee
ISQ-02-3040-020ST	20	
ISQ-02-3040-030ST	30	
ISQ-02-3040-040ST	40	
ISQ-02-3040-050ST	50	

Unit: mm

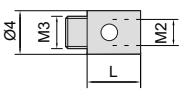

M3 thread converters **(mm)**

Code	,	Material
ISQ-05-3040-005M2	5	stain ess stee
ISQ-05-3040-010M2	10	
ISQ-05-3040-020M2	20	

ISQ-01-4060-100SCE

Unit: mm

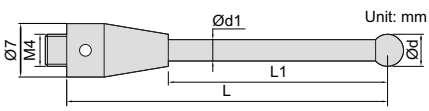

M4 styli (stainless steel base) **(mm)**

Code	Ød	Ød1	,	,1	Material of rod	Material of tip
ISQ-01-4010-020STR	1	0.8	20	10	carbide	ruby
ISQ-01-4020-020STR	2	1.5	20	10		
ISQ-01-4020-050STR	2	1.5	50	40		
ISQ-01-4040-050SCE	4	3	50	33.5	ceramic	
ISQ-01-4060-100SCE	6	4.5	100	83.5		

Unit: mm

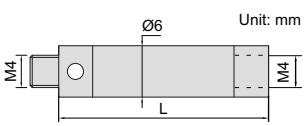

M4 extension rods of styli **(mm)**

Code	,	Material
ISQ-02-4070-030SCT	30	ceramic
ISQ-02-4070-050SCT	50	
ISQ-02-4070-100SCT	100	
ISQ-02-4070-200SCT	200	

Unit: mm

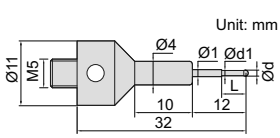

ISQ-01-5010-032STR

Unit: mm

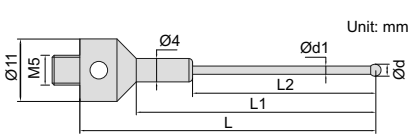

M5 styli with step (stainless steel base) **(mm)**

Code	Ød	Ød1	,	Material of rod	Material of tip
ISQ-01-5005-032STR	0.5	0.3	2.5	carbide	ruby
ISQ-01-5008-032STR	0.8	0.6	4.8		
ISQ-01-5010-032STR	1	0.8	5		

M5 styli with step (stainless steel base) **(mm)**

Code	Ød	Ød1	,	,1	,2	Material of rod	Material of tip
ISQ-01-5015-044STR	1.5	1	44	34	19	carbide	ruby
ISQ-01-5020-044STR	2	1.5	44	34	19		
ISQ-01-5020-058STR	2	1.5	58	48	33		

To be continued

https://precishop.hu

Continued from previous page

M5 styli (stainless steel base) (mm)

Code	Ød	Ød1	,	,1	Material of rod	Material of tip
ISQ-01-5015-033STR	1.5	1	33	23	carbide	ruby
ISQ-01-5015-040STR	1.5	1	40	30		
ISQ-01-5020-034STR	2	1.5	33.5	23.5		
ISQ-01-5020-040STR	2	1.5	40	30		
ISQ-01-5030-034STR	3	2	33.5	23.5		
ISQ-01-5030-050STR	3	2	50	40		
ISQ-01-5030-058STR	3	2	58	48		
ISQ-01-5030-075STR	3	2	75	65		
ISQ-01-5050-050STR	5	2.5	50	40		
ISQ-01-5050-075STR	5	2.5	75	65		
ISQ-01-5060-054STR	6	3	54	44		
ISQ-01-5080-115STR	8	4	114.5	101.5		
ISQ-01-5030-058SCR	3	2	58	48	carbon fibre	
ISQ-01-5050-100SCR	5	3.5	100	90		
ISQ-01-5080-100SCR	8	6	100	87		

ISQ-01-5030-034STR

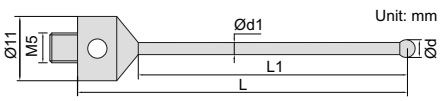

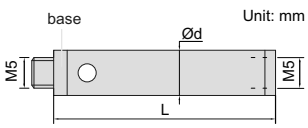

rotatab e

M5 extension rods of styli (mm)

Code	Ød	,	Material	Material of base
ISQ-02-5110-040SA ,	11	40	a uminium	stain ess stee
ISQ-02-5110-060SA ,	11	60		
ISQ-02-5110-080SA ,	11	80		
ISQ-02-5110-100SA ,	11	100		
ISQ-02-5110-020ST	11	20	stain ess stee	
ISQ-02-5110-040TCF	11	40	carbon fibre	titanium
ISQ-02-5110-050TCF	11	50		
ISQ-02-5110-060TCF	11	60		
ISQ-02-5110-100TCF	11	100		

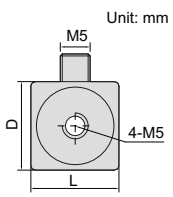

M5 4-way cubes of styli (mm)

Code	D	,	Material
ISQ-03-5150-150TI	15	15	titanium
ISQ-03-5200-200TI	20	20	

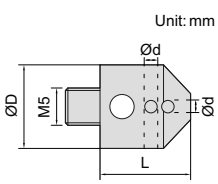

Holders for pin styli (mm)

Code	,	Ød	ØD	Material
ISQ-03-5110-012H1	12	1	11	stain ess stee
ISQ-03-5110-012H1D5	12	1.5	11	
ISQ-03-5110-012H2	12	2	11	

ISQ-03-5110-030TI

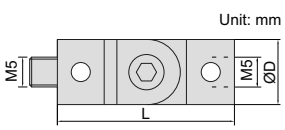

M5 rotating Hoints (mm)

Code	,	ØD	Material
ISQ-03-5110-030TI	30	11	titanium
ISQ-03-5180-036TI	36	18	

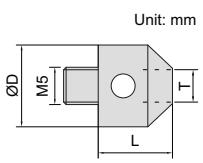

ISQ-05-5110-090M3

M5 thread converters (mm)

Code	,	ØD	Thread (T)	Material
ISQ-05-5110-090M2	10	11	M2	stain ess stee
ISQ-05-5110-090M3	10	11	M3	

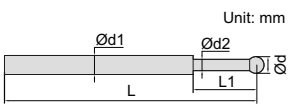

ISQ-01-0008-016TR

Pin styli (mm)

Code	,	Ød	,1	Ød1	Ød2	Material of rod	Material of tip
ISQ-01-0008-016TR	15.8	0.8	4.8	1	0.6	carbide	ruby
ISQ-01-0020-027TR	27	2	–	1.5	–		
ISQ-01-0030-038TR	38	3	–	2	–		

https://precishop.hu

STY ,I FOR CMM

- Roundness: 0.25μm

ISQ-20-071

Unit: mm

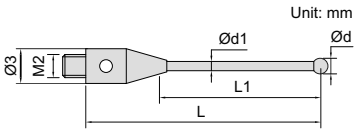

M2 styli **(mm)**

Code	Ød	Ød1	,	,1*	Material of rod	Material of tip
ISQ-20-002	1	0.7	10	4.5	stain ess stee	ruby
ISQ-20-006	2	1	10	6		
ISQ-20-010	3	1.5	10	10		
ISQ-20-021	2	1.4	20	14		
ISQ-20-025	3	1.5	20	17.5		
ISQ-20-027	4	2	20	20		
ISQ-20-052	0.5	0.3	10	3	carbide	
ISQ-20-071	1	0.7	20	12.5		
ISQ-20-105	2	1.5	30	22.5		
ISQ-20-120	3	2	30	27.5	ceramic	
ISQ-20-201	4	3	50	50	carbon fibre	

*L1 is the effective working ength, which is the distance from the center of the tip to the section of the stem with the same diameter as the tip

ISQ-25-125

Unit: mm

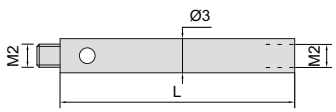

M2 extension rods of styli **(mm)**

Code	,	Material
ISQ-25-105	10	stain ess stee
ISQ-25-110	20	
ISQ-25-125	30	ceramic

ISQ-30-066

Unit: mm

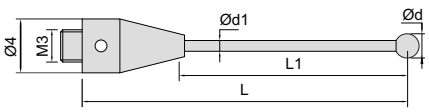

M3 styli **(mm)**

Code	Ød	Ød1	,	,1*	Material of rod	Material of tip
ISQ-30-001	1	0.7	21	4	carbide	ruby
ISQ-30-003	2	1.4	21	8		
ISQ-30-005	3	1.5	21	12		
ISQ-30-031	2	1.5	30	22.5		
ISQ-30-066	3	2	50	42.5	ceramic	
ISQ-30-080	6	4	75	75	carbon fibre	

*L1 is the effective working ength, which is the distance from the center of the tip to the section of the stem with the same diameter as the tip

ISQ-35-110

Unit: mm

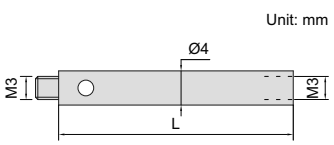

M3 extension rods of styli **(mm)**

Code	,	Material
ISQ-35-101	10	stain ess stee
ISQ-35-105	20	
ISQ-35-110	35	
ISQ-35-115	50	ceramic

To be continued

https://precishop.hu

Continued from previous page

ISQ-40-195

Unit: mm

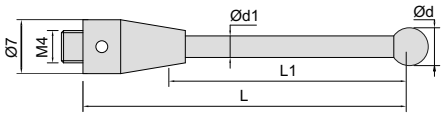

M4 styli **(mm)**

Code	Ød	Ød1	,	,1*	Material of rod	Material of tip
ISQ-40-113	3	2	18.5	13	stain ess stee	ruby
ISQ-40-208	6	4	50	36		
ISQ-40-106	1	0.7	19.5	4	carbide	
ISQ-40-109	2	1.4	19	8		
ISQ-40-141	1	0.7	20	10		
ISQ-40-195	2	1.5	50	40		
ISQ-40-202	4	2	50	38		
ISQ-40-173	5	4	50	34	ceramic	
ISQ-40-179	6	4	50	36		
ISQ-40-222	6	4	75	63		
ISQ-40-240	5	4	100	84		
ISQ-40-245	6	4	100	86		

*L1 is the effective working ength, which is the distance from the center of the tip to the section of the stem with the same diameter as the tip

ISQ-45-025

Unit: mm

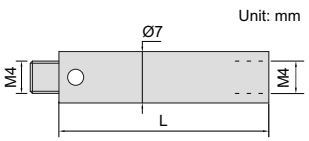

M4 extension rods of styli **(mm)**

Code	,	Material
ISQ-45-025	30	ceramic
ISQ-45-028	50	

Unit: mm

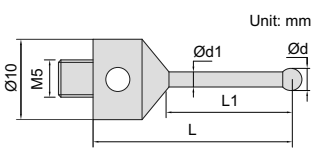

ISQ-50-059

M5 styli **(mm)**

Code	Ød	Ød1	,	,1*	Material of rod	Material of tip
ISQ-50-051	1	0.7	20	5	carbide	ruby
ISQ-50-059	2	1.5	20	11		
ISQ-50-067	3	2	20	11		
ISQ-50-071	4	2	20	11		
ISQ-50-075	5	3	20	11		

*L1 is the effective working ength, which is the distance from the center of the tip to the section of the stem with the same diameter as the tip

Unit: mm

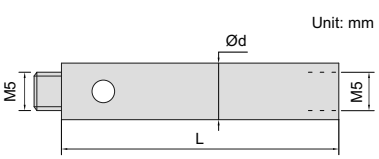

M5 extension rods of styli **(mm)**

Code	,	Ød	Material
ISQ-55-012	20	10	stain ess stee
ISQ-55-014	30	10	
ISQ-55-016	50	10	
ISQ-55-018	100	10	
ISQ-55-031	50	20	a uminum
ISQ-55-035	100	20	
ISQ-55-039	200	20	

REFER TO PAGE 330~331 FOR DETAILS

6882-600

6874-1000

https://precishop.hu

GAGE BLOCK STAND FOR CMM

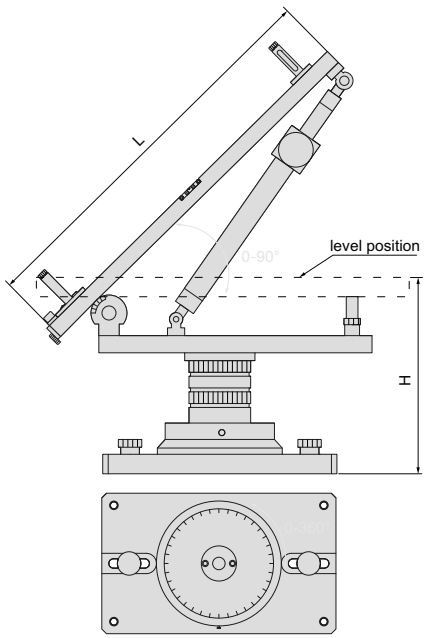

6885-1000

- Made of a uminum
- Used with gage b ocks to ca ibrate CMM
- Optiona accessory: gage b ocks (**4101**, **4103** and **4104** series)

(mm)

Code	,ength (,)	Height (H)
6885-1000	500, 600, 650, 700, 750, 800, 850, 900, 1000	235, 355, 475



height column (included, 2 pcs)

extension p ate (inc uded, 4 pcs)

CERAMIC BALL GAGES

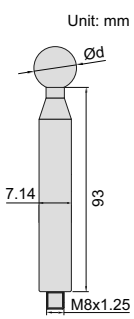

- To ca ibrate CMM probes
- Zirconia materia , high strength and hardness, extrem y wear resistance and corrosion resistance good insu ation, antistatic and magnetic resistance
- Mirror surface, with po e
- Supp ied with manufacturer inspection certificate

4198-20

High accuracy

Code	Diameter (Ød)	Accuracy	Roundness
4198-8	8mm	±5μm	0.5μm
4198-10	10mm	±5μm	0.5μm
4198-12D7	12.7mm	±5μm	0.5μm
4198-13	13mm	±5μm	0.5μm
4198-14	14mm	±5μm	0.5μm
4198-15	15mm	±5μm	0.5μm
4198-16	16mm	±5μm	0.5μm
4198-17	17mm	±5μm	0.5μm
4198-20	20mm	±5μm	0.5μm
4198-25D4	25.4mm	±5μm	0.5μm

Standard accuracy

Code	Diameter (Ød)	Accuracy	Roundness
4198-8A	8mm	±5μm	1μm
4198-10A	10mm	±5μm	1μm
4198-12D7A	12.7mm	±5μm	1μm
4198-13A	13mm	±5μm	1μm
4198-14A	14mm	±5μm	1μm
4198-15A	15mm	±5μm	1μm
4198-16A	16mm	±5μm	1μm
4198-17A	17mm	±5μm	1μm
4198-20A	20mm	±5μm	1μm
4198-25D4A	25.4mm	±5μm	1μm

https://precishop.hu

CAN BE CUSTOMIZED

JIGS FOR CMM (ANVI , Ø2.5mm)

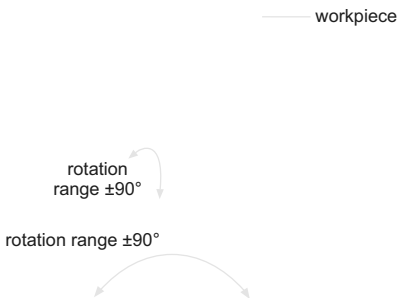

ISY-200

ISY-200-1

ISY-200-2

ISY-200-3

ISY-200-4

ISY-200-5

ISY-200-6

Code	Product	Remark
ISY-200	jig set	including 1 pc **ISY-200-1**, 1 pc **ISY-200-2**, 1 pc **ISY-200-3**, 1 pc **ISY-200-4**, 1 pc **ISY-200-5** and 2 pcs **ISY-200-6**

(mm)

Code	Product	Size	Anvil area	Anvil stroke
ISY-200-1	spring anvil	60×40×57	20.5×23	14
ISY-200-2	adjustable spring anvil (range 0-20mm)	70×40×57	20.5×23	14

Code	Product	Size	Hole size
ISY-200-3	base plate	300×300×12mm	M8

(mm)

Code	Product	Size
ISY-200-4	guide	300×40×27
ISY-200-5	two-way adjustable stand	110×110×142
ISY-200-6	clamp handle	—

https://precishop.hu

JIGS FOR CMM (ANVI , Ø6mm)

CAN BE CUSTOMIZED

ISY-500

ISY-500-1

ISY-500-2

ISY-500-3

ISY-500-4

ISY-500-5

ISY-500-6

ISY-500-7

Code	Product	Remark
ISY-500	jig set	including 1 pc **ISY-500-1**, 1 pc **ISY-500-2**, 2 pcs **ISY-500-3**, 10 pcs **ISY-500-4**, 2 pcs **ISY-500-5**, 1 pc **ISY-500-6**, 2 pcs **ISY-500-7**

(mm)

Code	Product	Size	Anvil area	Anvil stroke
ISY-500-1	spring anvil	134×90×90	36×100	24
ISY-500-2	adjustable spring anvil (range 0-40mm)	134×120×130	36×100	24

(mm)

Code	Product	Size
ISY-500-3	base plate	300×240×20
ISY-500-4	block	120×90×20
ISY-500-5	connecting plate	170×90×15
ISY-500-6	connecting block of base plate	80×50×10
ISY-500-7	clamp handle	—

https://precishop.hu

CAN BE CUSTOMIZED

JIGS FOR CMM (ANVI , Ø2.5mm)

ISY-300-1

ISY-300

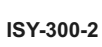

ISY-300-2

ISY-300-3

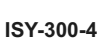

ISY-300-4

ISY-300-5



ISY-300-6

ISY-300-7

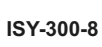

ISY-300-8

ISY-300-9

ISY-300-10



ISY-300-11

ISY-300-12

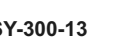

ISY-300-13

Code	Product	Remark
ISY-300	jig set	including 1 pc **ISY-300-1**, 2 pcs **ISY-300-2**, 1 pc **ISY-300-3**, 2 pcs **ISY-300-4**, 14 pcs **ISY-300-5**, 2 pcs **ISY-300-6**, 8 pcs **ISY-300-7**, 6 pcs **ISY-300-8**, 2 pcs **ISY-300-9**, 2 pcs **ISY-300-10**, 2 pcs **ISY-300-11**, 2 pcs **ISY-300-12**, 2 pcs **ISY-300-13**

Code	Product	Size	Hole size
ISY-300-1	base plate	300×300×12mm	M8

(mm)

Code	Product	Size	Anvil area	Anvil stroke
ISY-300-2	spring anvil	60×40×75	20.5×23	14
ISY-300-3	spring anvil	Ø26×73	3.1cm² (hexagon)	14

(mm)

Code	Product	Size
ISY-300-4	block	50×50×50
ISY-300-5	block	50×50×20
ISY-300-6	connecting plate	110×50×10
ISY-300-7	block	Ø26×20
ISY-300-8	block	Ø26×30
ISY-300-9	connecting plate	150×26×10
ISY-300-10	clip	65×11
ISY-300-11	clip	100×11
ISY-300-12	connecting block of clip stand	Ø26×20
ISY-300-13	clip stand	Ø8×75

https://precishop.hu

JIGS FOR CMM (ANVI , Ø6mm)

CAN BE CUSTOMIZED

workpiece

ISY-400

ISY-400-1

ISY-400-2

ISY-400-3

ISY-400-4

ISY-400-5

ISY-400-6

Code	Product	Remark
ISY-400	jig set	including 3 pcs **ISY-400-1**, 9 pcs **ISY-400-2**, 9 pcs **ISY-400-3**, 1 pc **ISY-400-4**, 3 pcs **ISY-400-5**, 3 pcs **ISY-400-6**

(mm)

Code	Product	Size	Anvil area	Anvil stroke
ISY-400-1	spring anvil	135×60×90	36×100	24

(mm)

Code	Product	Size
ISY-400-2	block	120×60×20
ISY-400-3	block	120×60×30
ISY-400-4	base plate	500×500×12
ISY-400-5	connecting plate	130×120×12
ISY-400-6	clamp handle	—

https://precishop.hu

ISY-100

application examples



Product	Code	Size (mm)	Quantity	Application
stand	**ISY-100-1001**	Ø16×30	5	
	ISY-100-1002	Ø16×50	5	
	ISY-100-1003	Ø16×100	3	
stand	**ISY-100-1004**	Ø20×30	5	
	ISY-100-1005	Ø20×50	5	
	ISY-100-1006	Ø20×100	3	
stand with fine adjustment	**ISY-100-2001**	Ø16×45~60	2	height adjustment: 45~60mm
stand with fine adjustment	**ISY-100-2003**	Ø20×45~60	2	
horizontal spring stand	**ISY-100-4001**	—	2	

Product	Code	Size (mm)	Quantity	Application
horizontal screw stand	**ISY-100-5001**	—	2	
magnetic stand (magnetic top surface)	**ISY-100-7001**	Ø20×25	3	
stand for slice parts	**ISY-100-8001**	Ø20×25	2	**ISY-100-8001** and **ISY-100-8002** use cooperatively
clamping stand for slice parts	**ISY-100-8002**		1	

To be continued

https://precishop.hu

Continued from previous page

Product	Code	Size (mm)	Quantity	Application
clip	**ISY-100-1201**	—	2	
clip	**ISY-100-1301**	—	2	
clip stand	**ISY-100-1401**	Ø6×60	2	
	ISY-100-1402	Ø6×100	2	
vertical square column	**ISY-100-3003**	30×30×250	2	
sliding support plate	**ISY-100-1801**	78×20×10	3	
clamping screw	**ISY-100-2301**	Ø8×20	6	
screw	**ISY-100-2302**	Ø8×20	6	
base plate	**ISY-600-400200**	400×400×12 hole size: M8×1.25 hole center distance: 20	2 pieces	—
wrench	**ISY-100-3701**	Ø3.8×70	1	—
wrench	**ISY-100-3801**	M2.5	1	—
	ISY-100-3802	M5	1	—
	ISY-100-3803	M6	1	—
45° stand	**ISY-100-9001**	—	2	
V shaped support	**ISY-100-1901**	—	2	

Product	Code	Quantity	Application
V shaped support	**ISY-100-1902**	2	
marker	**ISY-6100-1501**	52*	
dust cleaner	**ISY-100-3501**	1	—
lubricating oil	**ISY-100-3601**	1	—

*Letter A~Z, number 0~25

Product	Code	Quantity	Material	Application
support head	**ISY-100-27016**	2	aluminum	
	ISY-100-27018	2	nylon	
support head	**ISY-100-27026**	2	aluminum	
	ISY-100-27028	2	nylon	
support head	**ISY-100-27036**	2	aluminum	
	ISY-100-27038	2	nylon	
support head	**ISY-100-27046**	2	aluminum	
	ISY-100-27048	2	nylon	
support head	**ISY-100-27056**	2	aluminum	
	ISY-100-27058	2	nylon	
support head	**ISY-100-27066**	2	aluminum	
	ISY-100-27068	2	nylon	
support head	**ISY-100-27076**	2	aluminum	
	ISY-100-27078	2	nylon	

https://precishop.hu

JIG SET FOR CMM
CODE ISY-600

application example



acrylic tray (included)

ISY-600

Product	Code	Size (mm)	Quantity
stand	**ISY-600-P1301**	Ø13×13	6
	ISY-600-P1302	Ø13×20	6
	ISY-600-P1303	Ø13×26	6
stand	**ISY-600-P1304**	Ø13×32	6
	ISY-600-P1305	Ø13×40	6
	ISY-600-P1306	Ø13×45	6
stand	**ISY-600-P1902**	Ø20×20	6
	ISY-600-P1905	Ø20×38	6
	ISY-600-P2602	Ø26×20	6
spring stand	**ISY-600-P1522**	—	2
universal support	**ISY-600-J1560**	—	2
stand with fine adjustment	**ISY-600-J1501**	48~60	2
magnetic stand (magnetic top surface)	**ISY-600-J2020**	Ø20×20	4
adaptor	**ISY-600-J2021**	Ø20×19	2
V shaped support	**ISY-600-J2520**	Ø25×20	2
clamping screw	**ISY-600-P2003**	M8x1.25	4

Product	Code	Size (mm)	Quantity
sliding support plate	**ISY-600-J2060**	60×20×10	2
sliding support plate	**ISY-600-J2060**	60×20×10	2
clip	**ISY-600-P1266**	12×66	4
chuck support	**ISY-600-JS201**	—	2
clip stand	**ISY-600-P0684**	Ø6×74	4
aluminum support head	**ISY-600-P2002**	—	4
nylon support head	**ISY-600-P2001**	—	4
base plate	**ISY-600-400**	400×400×18 hole size: M8X1.25	1

https://precishop.hu

24 PROFILE PROJECTORS, QUICK MEASUREMENT SYSTEMS, VISION MEASURING SYSTEMS

Profile Projectors
Page 559-568

Quick Measurement Systems
Page 569-574

Vision Measuring Systems
Page 575-589

Horizontal Vision Measuring Systems
Page 578-579

Vision Measuring Softwares
Page 590-591

Jig Sets For Vision Measuring Systems
Page 592

Standard Glass Scales
Page 593

https://precishop.hu



SP-Z3015 **SP-A1000**

digital readout of **SP-A1000**

- touch buttons
- USB data output to Excel and CAD
- show diagram

software flash disk (included, only for **SP-A1000**)

OPT ONAL ACC SSORY



lens



rotary table (glass plate diameter 100mm)



overlay chart (protractor with 1° graduation, radius with 1mm increment)



holder with clamp



swivel center support



V-block with clamp



50mm reading scale (check magnification accuracy)



300mm calibration scale (check magnification accuracy together with 50mm reading scale or calibrate measuring accuracy)



blue filter



demo sample



printer (only for **SP-A1000**)

To be continued

https://precishop.hu

Continued from previous page

SP C F CAT ON

Code		SP-Z3015		SP-A1000	
dge detector		not included		included	
Lens	magnification	10X (included)	50X (**optional**)	50X (**optional**)	100X (**optional**)
	view field	Ø30mm	Ø15mm	Ø6mm	Ø3mm
	working distance	77.7mm	44.3mm	38.4mm	55.3mm
Max. workpiece height		90mm	90mm	90mm	90mm
Magnification accuracy		±0.08%			
mage		erect image			
Projector screen		diameter: Ø300mm			
		rotation range: 0°~360°, resolution: 1" or 0.01°			
		reference lines: cross-hairs			
Stage	metal stage size	340×15 5mm			
	glass stage size	196×96mm			
	X-Y stage travel	range: 150×50mm			
		resolution: 0.5μm			
		accuracy: (4+L/ 55)μm L is the measuring length in mm			
	Z (focus) travel range	90mm			
	max. load capacity	4kg			
llumination		contour illumination: 54V/150W halogen lamp, brightness is adjustable			
		surface illumination: 54V/150W halogen lamp			
Data processing unit	display	X-Y stage travel, screen rotation			
	output	RS 53 5C		RS 53 5C, USB (data output to Excel and CAD)	
	function	measure coordinate of point measure coordinate of line measure center coordinate, radius of circle with three points measure distance between two objects measure angle with four points or two lines set origin of coordinate coordinate transform set midpoint of coordinate		measure coordinate of point measure coordinate of line measure center coordinate, radius of circle with three points measure distance between two objects measure angle with four points or two lines coordinate transform choose measurement object automatically according to the selective point and display the result	
	advanced function	—		programming for batch measurements	
Power supply		110/ 5 50V, 50/60Hz			
Dimension (L×W×H)		550×770×1100mm			
Weight		135kg			

STANDARD D L V RY

Main unit	1 pc
10X lens with half-reflection mirror and oblique illuminator mirror	1 pc
Overlay chart clip	4 pcs
Foot-switch	1 pc
Anti-dust cover	1 pc
Software (only for SP-A1000) and USB cable	1 pc

OPT ONAL ACC SSORY

20X lens with half-reflection mirror and oblique illuminator mirror	SP-Z3015-L NS20X
50X lens with half-reflection mirror	SP-Z3015-L NS50X
100X lens with half-reflection mirror	SP-Z3015-L NS100X
Rotary table	SP-Z3015-TABL
Overlay chart	SP-Z3015-CHART
Holder with clamp	SP-Z3015-HOLD R

Swivel center support	SP-Z3015-SUPPORT
V-block with clamp	SP-Z3015-VBLOCK
50mm reading scale	SP-Z3015-SCAL 50
300mm calibration scale	SP-Z3015-RUL
Blue filter	SP-Z3015-F LTR
Demo sample	SP-Z3015-D MO
Printer (only for SP-A1000)	SP-A1000-PR NT R

https://precishop.hu

THE STAGE DOESN'T MOVE UP AND DOWN

INSPECTION CERTIFICATE

PROF L PROJ CTORS



SP-AZ3020 **SP-A5000**

- Adjust the focus by ascending and descending the projector head, the stage doesn't move up and down
- Maximum workpiece weight 50kg

digital readout of **SP-A5000**

- touch buttons
- USB data output to Excel and CAD
- show diagram



software flash disk (included, only for **SP-A5000**)

OPT ONAL ACC SSORY

lens

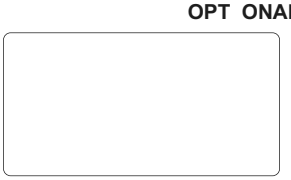

rotary table (glass plate diameter 100mm)

overlay chart (protractor with 1° graduation, radius with 1mm increment)

holder with clamp



swivel center support



V-block with clamp



50mm reading scale (check magnification accuracy)



300mm calibration scale (check magnification accuracy together with 50mm reading scale or calibrate measuring accuracy)



demo sample



printer (only for **SP-A5000**)

To be continued

https://precishop.hu

Continued from previous page

SP C F CAT ON

Code		SP-AZ3020		SP-A5000	
dge detector		not included		included	
Lens	magnification	10X (included)	50X (**optional**)	50X (**optional**)	100X (**optional**)
	view field	Ø30mm	Ø15mm	Ø6mm	Ø3mm
	working distance	77.7mm	44.3mm	38.4mm	55.3mm
Max. workpiece height		100mm	100mm	100mm	100mm
Magnification accuracy		±0.08%			
mage		erect image			
Projector screen		diameter: Ø300mm			
		rotation range: 0°~360°, resolution: 1" or 0.01°			
		reference lines: cross-hairs			
Stage	metal stage size	404× 5 58mm			
	glass stage size	560×160mm			
	X-Y stage travel	range: 500×100mm			
		resolution: 0.5μm			
		accuracy: (3+L/75)μm L is the measuring length in mm			
	Z (focus) travel range	100mm			
	max. load capacity	50kg			
llumination		contour illumination: 54V/150W halogen lamp, brightness is adjustable			
		surface illumination: 54V/150W halogen lamp			
Data processing unit	display	X-Y stage travel, screen rotation			
	output	RS 53 5C		RS 53 5C, USB (data output to Excel and CAD)	
	function	measure coordinate of point measure coordinate of line measure center coordinate, radius of circle with three points measure distance between two objects measure angle with four points or two lines set origin of coordinate coordinate transform set midpoint of coordinate		measure coordinate of point measure coordinate of line measure center coordinate, radius of circle with three points measure distance between two objects measure angle with four points or two lines coordinate transform choose measurement object automatically according to the selective point and display the result	
	advanced function	—		programming for batch measurements	
Power supply		110/ 5 50V, 50/60Hz			
Dimension (L×W×H)		780×780×1100mm			
Weight		160kg			

STANDARD D L V RY

Main unit	1 pc
10X lens with half-reflection mirror and oblique illuminator mirror	1 pc
Overlay chart clip	4 pcs
Foot-switch	1 pc
Blue filter	1 pc
Anti-dust cover	1 pc
Software (only for SP-A5000) and USB cable	1 pc

OPT ONAL ACC SSORY

20X lens with half-reflection mirror and oblique illuminator mirror	SP-A5000-L NS20X
50X lens with half-reflection mirror	SP-A5000-L NS50X
100X lens with half-reflection mirror	SP-A5000-L NS100X
Rotary table	SP-A5000-TABL
Overlay chart	SP-A5000-CHART
Holder with clamp	SP-A5000-HOLD R
Swivel center support	SP-A5000-SUPPORT
V-block with clamp	SP-A5000-VBLOCK
50mm reading scale	SP-A5000-SCAL 50
300mm calibration scale	SP-A5000-RUL
Demo sample	SP-A5000-D MO
Printer (only for SP-A5000)	SP-A5000-PR NT R

https://precishop.hu

SP-W3020 **SP-A3000**

digital readout of **SP-A3000**

- touch buttons
- USB data output to Excel and CAD
- show diagram



software flash disk (included, only for **SP-A3000**)

OPT ONAL ACC SSORY

lens

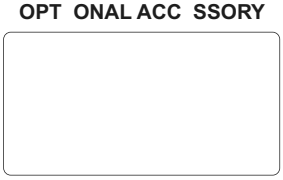

overlay chart (protractor with 1° graduation, radius with 1mm increment)

50mm reading scale (check magnification accuracy)



demo sample



vise



rotary table

300mm calibration scale (check magnification accuracy together with 50mm reading scale or calibrate measuring accuracy)



printer (only for **SP-A3000**)

To be continued

https://precishop.hu

Continued from previous page

SP C F CAT ON

Code		SP-W3020		SP-A3000	
dge detector		not included		included	
Lens	magnification	10X (included)	50X (**optional**)	50X (**optional**)	100X (**optional**)
	view field	Ø30mm	Ø15mm	Ø6mm	Ø3mm
	working distance	77.7mm	44.3mm	38.4mm	55.3mm
Magnification accuracy		±0.08%			
Projector screen		diameter: Ø300mm			
		rotation range: 0°~360°, resolution: 1' or 0.01°			
		reference lines: cross-hairs			
Stage	metal stage size	400×150mm			
	turning range	±15°			
	X-Z stage travel	range: 500×100mm			
		resolution: 0.5μm			
		accuracy: (4+L/ 55)μm L is the measuring length in mm			
	Y (focus) travel range	75mm			
	max. load capacity	50kg			
Illumination		contour illumination: 54V/150W halogen lamp, brightness is adjustable			
		surface illumination: 1 5V/150W halogen lamp (with 5 fibers), position is adjustable			
Data processing unit	display	X-Z stage travel, screen rotation			
	output	RS 53 5C		RS 53 5C, USB (data output to Excel and CAD)	
	function	measure coordinate of point measure coordinate of line measure center coordinate, radius of circle with three points measure distance between two objects measure angle with four points or two lines set origin of coordinate coordinate transform set midpoint of coordinate		measure coordinate of point measure coordinate of line measure center coordinate, radius of circle with three points measure distance between two objects measure angle with four points or two lines coordinate transform choose measurement object automatically according to the selective point and display the result	
	advanced function	—		programming for batch measurements	
Power supply		110/ 5 50V, 50/60Hz			
Dimension (L×W×H)		830×1090×1010mm			
Weight		160kg			

STANDARD D L V RY

Main unit	1 pc
10X lens	1 pc
Overlay chart clip	4 pcs
Foot-switch	1 pc
Anti-dust cover	1 pc
Software (only for SP-A3000) and USB cable	1 pc

OPT ONAL ACC SSORY

20X lens	SP-A3000-L NS20X
50X lens	SP-A3000-L NS50X
100X lens	SP-A3000-L NS100X
Overlay chart	SP-A3000-CHART
50mm reading scale	SP-A3000-SCAL 50
300mm calibration scale	SP-A3000-RUL

Demo sample	SP-A3000-D MO
V-block with clamp	SP-A3000-VBLOCK
Rotary table	SP-A3000-RTABL
Vise	SP-A3000-V S
Printer (only for SP-A3000)	SP-A3000-PR NT R

https://precishop.hu

edge detector

SP-W4025 **SP-A7000**

digital readout of **SP-A7000**

- touch buttons
- USB data output to Excel and CAD
- show diagram

software flash disk (included, only for **SP-A7000**)

OPT ONAL ACC SSORY

lens

vise

rotary table

demo sample (need rotary table)

printer (only for **SP-A7000**)

50mm reading scale (check magnification accuracy)



300mm calibration scale (check magnification accuracy together with 50mm reading scale or calibrate measuring accuracy)



Ø300mm overlay chart (protractor with 1° graduation, radius with 1mm increment)

To be continued

https://precishop.hu

Continued from previous page

SP C F CAT ON

Code		SP-W4025			SP-A7000	
dge detector		not included			included	
Lens	magnification	5X (**optional**)	10X (standard)	50X (**optional**)	50X (**optional**)	100X (**optional**)
	view field	Ø80mm	Ø40mm	Ø 50mm	Ø8mm	Ø4mm
	working distance	93.7mm	103.9mm	95.1mm	65.7mm	35mm
Magnification accuracy		±0.08%				
mage		erect image				
Projector screen		diameter: Ø400mm				
		rotation range: 0°~360°, resolution: 1' or 0.01°				
		reference lines: cross-hairs				
Stage	metal stage size	450× 500mm				
	turning range	±15°				
	X-Z stage travel	range: 550×150mm				
		resolution: 0.5μm				
		accuracy: (4+L/ 55)μm L is the measuring length in mm				
	Y (focus) travel range	100mm				
	max. load capacity	50kg				
llumination		contour illumination: 54V/150W halogen lamp, brightness is adjustable				
		surface illumination: 1 5V/150W halogen lamp (with 5 fibers), position is adjustable				
Data processing unit	display	X-Z stage travel, screen rotation				
	output	RS 53 5C			RS 53 5C, USB (data output to Excel and CAD)	
	function	measure coordinate of point measure coordinate of line measure center coordinate, radius of circle with three points measure distance between two objects measure angle with four points or two lines set origin of coordinate coordinate transform set midpoint of coordinate			measure coordinate of point measure coordinate of line measure center coordinate, radius of circle with three points measure distance between two objects measure angle with four points or two lines coordinate transform choose measurement object automatically according to the selective point and display the result	
	advanced function	—			programming for batch measurements	
Power supply		110/ 5 50V, 50/60Hz				
Dimension (L×W×H)		646×1 515×1 510mm				
Weight		540kg				

STANDARD D L V RY

Main unit	1 pc
10X lens	1 pc
Overlay chart clip	4 pcs
Foot-switch	1 pc
Anti-dust cover	1 pc
Software (only for SP-A7000) and USB cable	1 pc

OPT ONAL ACC SSORY

5X lens	SP-W4025-L NS5X
20X lens	SP-W4025-L NS20X
50X lens	SP-W4025-L NS50X
100X lens	SP-W4025-L NS100X
Ø300mm overlay chart	SP-A3000-CHART
50mm reading scale	SP-A3000-SCAL 50

300mm calibration scale	SP-A3000-RUL
Demo sample	SP-A3000-D MO
V-block with clamp	SP-A3000-VBLOCK
Rotary table	SP-A3000-RTABL
Vise	SP-A3000-V S
Printer (only for SP-A7000)	SP-A3000-PR NT R

https://precishop.hu

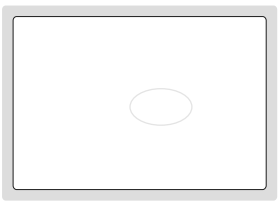

edge detector (for **SP-A6000**)

10X lens

stage

projector screen

focus wheel

illumination control panel

digital readout

- touch buttons
- USB data output to Excel and CAD
- show diagram

SP-A6000 (without edge detector)



software flash disk (included)

OPT ONAL ACC SSORY



lens

rotary table (glass plate diameter 100mm)

holder with clamp



printer



300mm calibration scale (check magnification accuracy together with 50mm reading scale or calibrate measuring accuracy)



50mm reading scale (check magnification accuracy)



demo sample

To be continued

https://precishop.hu

Continued from previous page

SP C F CAT ON

Code		SP-A6000			SP-A6000	
dge detector		not included			included	
Projector screen		diameter: Ø600mm				
		rotation range: 0°~360°, resolution: 1' or 0.01°				
		reference lines: cross-hairs				
Lens	magnification	5X (**optional**)	10X (included)	50X (**optional**)	50X (**optional**)	100X (**optional**)
	view field	Ø1 50mm	Ø60mm	Ø30mm	Ø1 5mm	Ø6mm
	working distance	54 5.8mm	143. 5mm	85.5mm	9 5mm	48.5mm
Magnification accuracy		±0.08%				
mage		erect image				
Stage	metal stage size	404× 565mm				
	glass stage size	507×170mm				
	X-Y stage travel	range: 500×100mm				
		resolution: 0.5μm				
		accuracy: (3+L/50)μm L is the measuring length in mm				
	Z (focus) travel range	50mm				
	max. load capacity	5kg				
llumination		contour illumination: 54V/150W halogen lamp, brightness is adjustable				
		surface illumination: 1 5V/150W halogen lamp (with 5 fibers), position is adjustable				
Data processing unit	display	X-Y stage travel, screen rotation				
	output	RS 53 5C, USB (data output to Excel and CAD)				
	function	measure coordinate of point measure coordinate of line measure center coordinate, radius of circle with three points measure distance between two objects measure angle with four points or two lines coordinate transform choose measurement object automatically according to the selective point and display the result				
	advanced function	programming for batch measurements				
Power supply		110/ 5 50V, 50/60Hz				
Dimension (L×W×H)		1 500×1140×1940mm				
Weight		360kg				

STANDARD D L V RY

Main unit	1 pc
10X lens	1 pc
Foot-switch	1 pc
Software and USB cable	1 pc
Overlay chart clip	4 pcs
Anti-dust cover	1 pc

OPT ONAL ACC SSORY

5X lens	SP-A6000-L NS5X
20X lens	SP-A6000-L NS20X
50X lens	SP-A6000-L NS50X
100X lens	SP-A6000-L NS100X
Holder with clamp	SP-A6000-HOLD R

300mm calibration scale	SP-A6000-RUL
50mm reading scale	SP-A6000-SCAL 50
Rotary table	SP-A6000-TABL
Demo sample	SP-A6000-D MO
Printer	SP-A6000-PR NT R

https://precishop.hu

LARGE SIZE QUICK MEASUREMENT SYSTEM
CODE QMS-A450

SPECIFICATION

Optical lens		dual-field dual-telecentric low-distortion lens	
Measurement range		**wide view field**	**small view field**
		500×400mm	430×350mm
Measurement Accuracy*	**without stitching**	±3μm①	±1μm②
	with stitching	±(5+0.02L)μm③	±(3+0.02L)μm④
Repeatability	**without stitching**	±1μm	±0.5μm
	with stitching	±2μm	±1.5μm
Illumination system	**transmission light**	telecentric illuminator, green light	
	surface light	vertical illuminator, high angle ring white light vertical illuminator, 4-zone low and medium angle ring white light (eletric) vertical illuminator, circular (directional) green light (eletric)	
	coaxial light (optional)	vertical illuminator, white light	
Max. weight of workpiece		25kg	
Measurement time		<2s	
Measurement data		2D measurement	
Environmental requirement		temperature: 20°C±2°C, relative humidity: 30%~80%, vibration: <0.002g, less than 15Hz	
Power supply		220V, 50Hz, 1200W	
Dimension (L×W×H)		1060×860×1890mm	
Weight		650kg	

* The optimum temperature is 20°C±1°C
①Within 73×49mm, on focal position and environment temperature at 20°C±1°C
②Within 16×12mm, on focal position and environment temperature at 20°C±1°C
③Within 450×360mm, on focal position and environment temperature at 20°C±1°C
④Within 387×315mm, on focal position and environment temperature at 20°C±1°C

To be continued

https://precishop.hu

Continued from previous page

- One or more workpieces can be measured by one step operation
- Place workpieces at any position
- Focus and measure automatically
- Measurement of 999+dimensions and 200+workpieces
- Suitable for parts with high precision requirements for large, medium, and small sizes

STANDARD DELIVERY

Main unit	1 pc
Computer	1 pc
Software	1 pc

OPTIONAL ACCESSORY

Coaxial light illumination	**QMS-43-A1**
Data transmission function of software	**QMS-23-D1**
CAD import function of software	**QMS-23-C1**
Laser sensor	**QMS-43-SJ1**
Foot-switch	**QMS-43-FS1**

Software (included)

- Automatically measure widths, holes, rings, angles at the same time, simple and efficient

- Measuring result can be stored automatically. OK items and NG items can be counted automatically

https://precishop.hu

NOTE: NOT SUITABLE FOR SMALL SIZES SUCH AS THREADS, CHAMFERS, ETC

QUICK MEASUREMENT SYSTEMS (WITH STITCHING)



QMS-A220

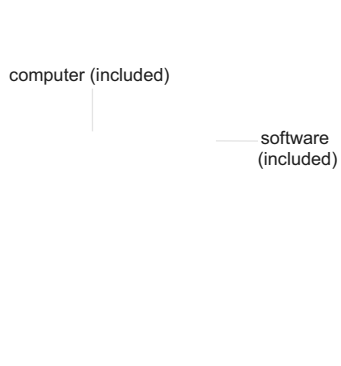

QMS-A320

SPECIFICATION

Code		QMS-A220		QMS-A315		QMS-A320	
Optical lens		dual-field dual-telecentric low-distortion lens					
		wide view field: Ø100mm small view field: Ø25mm		wide view field: Ø100mm small view field: Ø25mm		wide view field: Ø150mm small view field: Ø50mm	
View field range		wide view field	small view field	wide view field	small view field	wide view field	small view field
		93×62mm	20×16mm	100×80mm	25×20mm	150×110mm	50×35mm
Measurement range		200×200mm	130×130mm	300×200mm	230×130mm	300×210mm	200×135mm
Measurement accuracy *	without stitching	±3μm①	±1μm②	±3μm①	±1μm②	±5μm③	±2μm④
	with stitching	±(5+0.02L)μm⑤	±(3+0.02L)μm⑥	±(5+0.02L)μm⑦	±(3+0.02L)μm⑧	±(7+0.02L)μm⑨	±(4+0.02L)μm⑩
Repeatability	without stitching	±1μm	±0.5μm	±1μm	±0.5μm	±1μm	±0.5μm
	with stitching	±2μm	±1.5μm	±2μm	±1.5μm	±2μm	±1.5μm
Max. weight of workpiece		5kg					
Measurement time		<2s					
Measurement data		2D measurement					
Power supply		220V, 50Hz, 600W					
Illumination system	back light	telecentric illuminator, green light					
	ring light	4-zone circular white high light circular (directional) low-angle green light (eletric)					
	coaxial light (optional)	vertical illuminator, white light					
Environmental requirement		temperature: 20°C±2°C, relative humidity: 30%~80%, vibration: <0.002g, less than 15Hz					
Dimension (L×W×H)		532×480×766mm		532×497×766mm		669×510×883mm	
Weight		50kg		60kg		68kg	

* The optimum temperature is 20°C±1°C
① Within 80×64mm, on focal position and environment temperature at 20°C±1°C
② Within 20×16mm, on focal position and environment temperature at 20°C±1°C
③ Within 120×88mm, on focal position and environment temperature at 20°C±1°C
④ Within 40×28mm, on focal position and environment temperature at 20°C±1°C
⑤ Within 180×180mm, on focal position, environment temperature at 20°C±1°C, and workpiece is less than 2kg, L is the travel of stage
⑥ Within 117×117mm, on focal position, environment temperature at 20°C±1°C, and workpiece is less than 2kg, L is the travel of stage
⑦ Within 270×180mm, on focal position, environment temperature at 20°C±1°C, and workpiece is less than 2kg, L is the travel of stage
⑧ Within 207×117mm, on focal position, environment temperature at 20°C±1°C, and workpiece is less than 2kg, L is the travel of stage
⑨ Within 270×189mm, on focal position, environment temperature at 20°C±1°C, and workpiece is less than 2kg, L is the travel of stage
⑩ Within 180×121mm, on focal position, environment temperature at 20°C±1°C, and workpiece is less than 2kg, L is the travel of stage

To be continued

https://precishop.hu

Continued from previous page

- One or more workpieces can be measured by one step operation
- Place workpieces at any position
- Focus and measure automatically
- Measurement of 999+dimensions and 200+workpieces
- **QMS-A220** and **QMS-A315** are suitable for small and medium-size parts with high precision requirements
- **QMS-A320** is suitable for medium-size parts with low accuracy requirements and fast efficiency requirements



11.6" LCD (**optional**)

STANDARD DELIVERY

Main unit	1 pc
Computer	1 pc
Software	1 pc

OPTIONAL ACCESSORY

Coaxial light illumination	**QMS-23-A3** (for **QMS-A220, QMS-A315**)
	QMS-23-A4 (for **QMS-A320**)
Data transmission function of software	**QMS-23-D1**
CAD import function of software	**QMS-23-C1**
Laser sensor	**QMS-43-SJ1** (for **QMS-A315**)
Foot-switch	**QMS-43-FS1**
11.6" LCD	**QMS-23-B1** (must be installed in factory)

Software (included)

- Automatically measure widths, holes, rings, angles at the same time, simple and efficient

- Measuring result can be stored automatically. OK items and NG items can be counted automatically

https://precishop.hu

NOTE: NOT SUITABLE FOR SMALL SIZES SUCH AS THREADS, CHAMFERS, ETC

QUICK MEASUREMENT SYSTEMS (WITHOUT STITCHING)

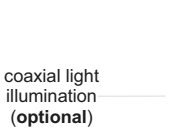

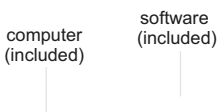

QMS-A110

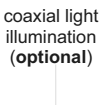

QMS-A200

SPECIFICATION

Code		QMS-A110	QMS-A200	
Optical lens		low-distortion lens, single-field telecentric Ø100mm	dual-field dual-telecentric low-distortion lens wide view field: Ø150mm small view field: Ø50mm	
View field range		100×80mm	wide view field	small view field
			150×110mm	50×35mm
Measurement range (X×Y)		98×78mm	148×108mm	48×33mm
Measurement accuracy *		±3μm ①	±5μm ②	±2μm ③
Repeatability		±1μm	±1μm	±0.5μm
Max. weight of workpiece		5kg		
Measurement time		<2s		
Measurement data		2D measurement		
Power supply		220V, 50Hz, 600W		
Illumination system	back light	telecentric illuminator, green light		
	ring light	4-zone circular white high light circular (directional) low-angle green light (eletric)		
	coaxial light (optional)	vertical illuminator, white light		
Environmental requirement		temperature: 20°C±2°C, relative humidity: 30%~80%, vibration: <0.002g, less than 15Hz		
Dimension (L×W×H)		580×235×790mm	638×336×885mm	
Weight		40kg	60kg	

* The optimum temperature is 20°C±1°C
① Within 80×64mm, on focal position and environment temperature at 20°C±1°C
② Within 120×88mm, on focal position and environment temperature at 20°C±1°C
③ Within 40×28mm, on focal position and environment temperature at 20°C±1°C

To be continued

https://precishop.hu

Continued from previous page

- One or more workpieces can be measured by one step operation
- Place workpieces at any position
- Focus and measure automatically
- Measurement of 999+dimensions and 200+workpieces
- **QMS-A110** is suitable for measuring small flat parts
- **QMS-A200** is suitable for measuring flat parts with low precision requirements and small surface sizes



11.6" LCD (**optional**)

STANDARD DELIVERY

Main unit	1 pc
Computer	1 pc
Software	1 pc

OPTIONAL ACCESSORY

Coaxial light illumination	**QMS-23-A3** (for **QMS-A110**)
	QMS-23-A4 (for **QMS-A200**)
Data transmission function of software	**QMS-23-D1**
CAD import function of software	**QMS-23-C1**
Foot-switch	**QMS-43-FS1**
11.6" LCD	**QMS-23-B1** (must be installed in factory)

Software (included)

- Automatically measure widths, holes, rings, angles at the same time, simple and efficient

- Measuring result can be stored automatically. OK items and NG items can be counted automatically

https://precishop.hu

AUTOMATIC CNC VISION MEASURING SYSTEM (PROFESSIONAL TYPE)
CODE ISD-F432

- Stable and high-precision measurement under high-speed, silent and stable mode
- Accurately detect the edge of surface size

six-ring eight-zone ring light (included)

vertical light (included)

SPECIFICATION

Camera		giga-bit network camera
Measuring range (X×Y×Z)		400×300×200mm (650TVL)
Granite stage size		827×480mm
Glass stage size		450×350mm
Resolution of X/Y/Z axis		0.5μm
Accuracy of X/Y axis		≤(2+L/250)μm (L is the measuring length in mm)
Accuracy of Z axis		≤(3+L/150)μm (L is the measuring length in mm)
Objective		0.7X~5X (zoom)
Working distance		68mm
Magnification		28X~155X (on 23.5" monitor)
Illumination	**surface**	six-ring eight-zone ring light and vertical light
	contour	bottom horizontal light
Max. height of workpiece		200mm
Max. weight of workpiece		30kg
Operation system		Windows 10
Power supply		220V±10% (AC), 50Hz
Environment requirement		temperature: 18~24°C, relative humidity: 30~75%
Dimension (L×W×H)		1270×910×1750mm
Weight		360kg

To be continued

https://precishop.hu

Continued from previous page

STANDARD DELIVERY

Main unit	1 pc
Computer	1 pc
Computer table	1 pc
Calibration glass chart	1 pc
Software	1 pc



laser probe (**optional**)



plate clamp (**optional**)

OPTIONAL ACCESSORY

Advanced probe	**probe base***	code **ISD-F-BASE1** (must be installed before shipment)
	probe*	code **ISD-F-TP20** (must be installed before shipment)
	ruby probe	optional M2 probe series with **ISQ-01**, refer to page 545
Standard probe	**probe base***	code **ISD-F-BASE2** (must be installed before shipment)
	ruby probe	code **ISD-F-P2**
		code **ISD-F-P3**
Laser probe (can measure glass thickness, step height, flatness, height etc.)**		code **ISD-F-PB** (must be installed before shipment)
Special lens for large field navigation		code **ISD-F-LENS** (must be installed before shipment)
PLC full-angle intelligent programmable lighting system		code **ISD-F-LIGHT** (must be installed before shipment)
Plate fixture (manual self-locking tempered glass)		code **ISD-F-HOLDER** glass size: 450×350mm can be customized
Protector		code **ISD-F-PROTECTOR** (must be installed before shipment)
Contour comparison module		code **ISD-F-PROFILE**
Office software		code **7313-OFFICE**

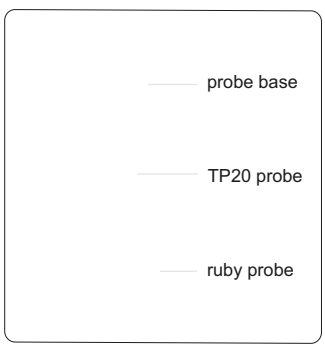

advanced probe (**optional**)

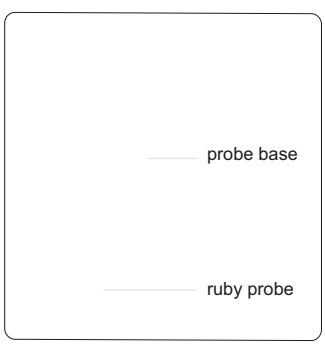

standard probe (**optional**)

* The probe head and probe are Renishaw brand
** Laser probe is KEYENCE brand

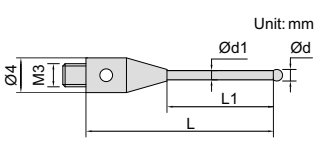

STYLUS (INCLUDED) SPECIFICATION

Code	Material	Ød	Ød1	L	L1	Quantity
ISD-F-P2	ruby ball/stainles steel stem	Ø2mm	Ø1.4mm	21mm	8mm	1 pc
ISD-F-P3		Ø3mm	Ø1.5mm		12mm	1 pc

To be continued

https://precishop.hu

Continued from previous page

MEASURING SOFTWARE (INCLUDED)

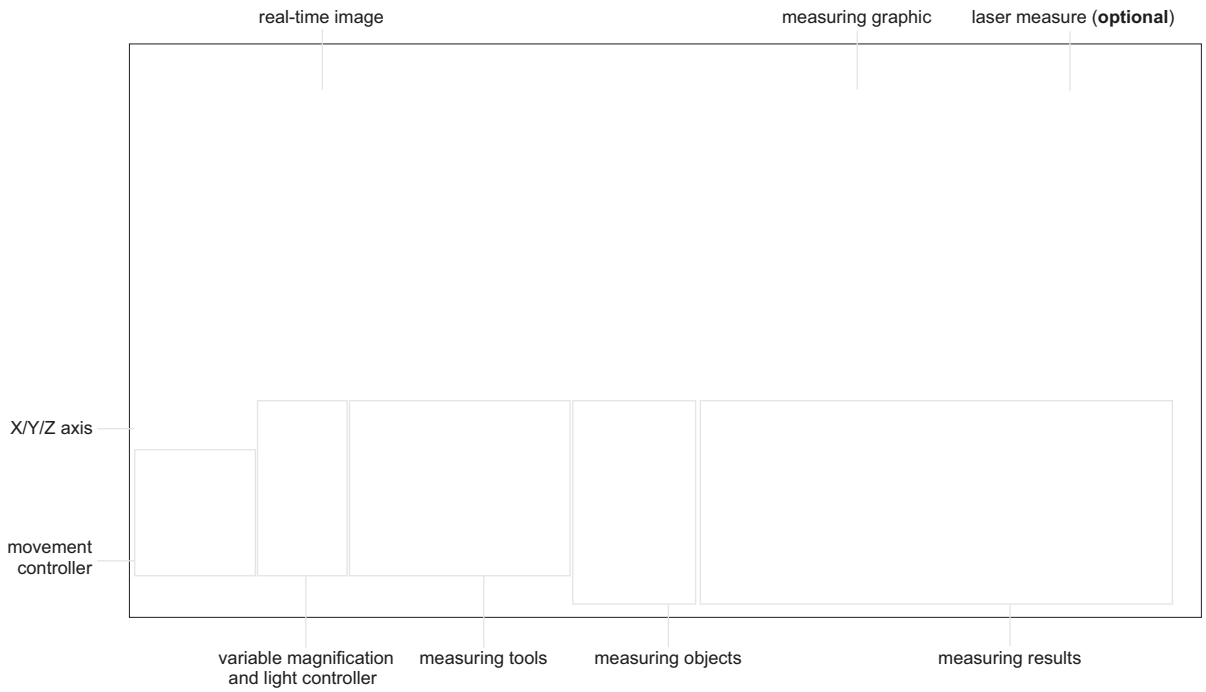

- Operation system: Windows 10
- Language: English
- Image measuring methods: crosshair point, manual point, auto point, zoom in point, line point, center point, lowest point, highest point, cloest point, focus point
- Constructable elements: point, line circle, arc, height, angle, plane, distance, ellipse, rectangle, construction ringgroove, spline, closed spline, profile, geometric tolerance
- Geometric tolerance: concentricity, parallelism, verticality, angularity, summetry, circular, arc profile
- Measurement elements can be translated and rotated
- Measuring data can export to Excel, DXF and other format files. The image area can save BMP image format
- The software includes CAD drawing import module
- The software includes SPC analysis module. The measurement software is seamlessly linked with the SPC module. After the measurement is completed, the measurement software automatically imports the data into the SPC database, allowing simple data analysis
- Dimension measuring tools:

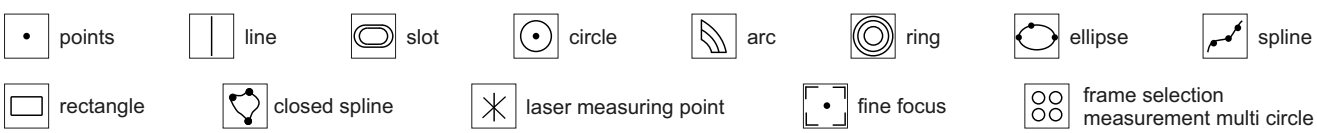

- Element annotations
- Accurately detect the edge of the surface size

https://precishop.hu

HORIZONTAL VISION MEASURING SYSTEM
CODE ISD-W3150

INSPECTION CERTIFICATE

computer (included)



table (**optional**)

SPECIFICATION

Measuring range (X×Z)		300×150mm
Accuracy		≤(4+L/25)μm L is the measuring length in mm
Resolution		0.5μm
Y travel range (focus)		125mm
Stage	**metal stage size**	455×126mm
	turning range	±15°
	max. load capacity	30kg
Objective		0.7X~4.5X (zoom)
Working distance		96mm
View field (diagonal length)		1.3~8.2mm
Magnification		34X~213X
Display		19"
Camera		1/3" CMOS, 0.8M pixel
Illumination		surface and contour with adjustable LED
Operation system		Windows 10
Drive method		manual
Power supply		220V, 50Hz
Dimension (L×W×H)		1164×634×1048mm
Weight		200kg



demo sample (**optional**)



vise (**optional**)

STANDARD DELIVERY

Main unit (including computer)	1 pc
Software	1 pc
Calibration glass chart	1 pc
Clay	1 pc
Anti-dust cover	1 pc

OPTIONAL ACCESSORY

0.5X auxiliary objective	code: **ISD-W-OB05X** working distance: 175mm magnification: 17~106.5X
2X auxiliary objective	code: **ISD-W-OB2X** working distance: 32mm magnification: 68~426X
Office software	code: **7313-OFFICE**
Table	code: **ISD-W-TABLE**
Vise	code: **ISP-A3000-VISE**
Demo sample	code: **ISP-A3000-DEMO**

To be continued

https://precishop.hu

Continued from previous page

MEASURING SOFTWARE (INCLUDED)

HIGH-DEFINITION VISION MEASURING SYSTEMS (MANUAL TYPE)

INSPECTION CERTIFICATE

- High-definition image
- Large view field
- Electronic magnification feedback lens: when the objective lens magnification is changed manually, the software automatically selects the corresponding pre-calibration data and calibration is not needed

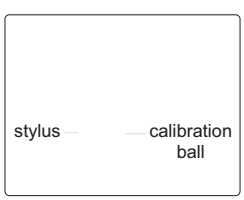

probe (**optional**), includes Ø2mm and Ø3mm styli, Ø25mm calibration ball, measuring accuracy is 10μm



lens with coaxial light (**optional**, must be installed in factory)

STANDARD DELIVERY

Main unit	1 pc
Computer	1 pc
Calibration glass chart	1 pc
Clay	1 pc
Foot switch	1 pc
Anti-dust cover	1 pc

ISD-H210 **computer is included**

To be continued

https://precishop.hu

Continued from previous page

SPECIFICATION

Code	ISD-H210	ISD-H320	ISD-H430
Measuring range (X×Y×Z)	200×100×150mm	300×200×150mm	400×300×150mm
Stage size	404×228mm	500×330mm	606×466mm
lass stage size	260×160mm	350×250mm	450×350mm
Resolution of X/Y/Z axis	0.5μm		
Accuracy of X/Y axis	≤(3.5+L/100)μm (L is the measuring length in mm)		
Repeatability of X/Y axis	2μm		
Objective	0.58X~7.5X (zoom)		
View field (diagonal length)	1.4mm~14mm		
Working distance	82mm		
Magnification	27.4X~351X (on 24" monitor)		
Camera	giga-bit network camera		
Illumination	surface and contour with adjustable LED		
Max. height of workpiece	150mm		
Max. weight of workpiece	20kg		
Operation system	Windows 7/8/10		
Drive method	manual		
Power supply	110~240V, 50/60Hz		
Dimension (L×W×H)	540×560×850mm	760×600×900mm	970×670×940mm
Weight	110kg	140kg	240kg

OPTIONAL ACCESSORY

0.5X auxiliary objective	code: **ISD-H-OB05X** working distance: 155mm magnification: 13.7~175.5X (on 24" monitor)
2X auxiliary objective	code: **ISD-H-OB2X** working distance: 34.5mm magnification: 54.8~702X (on 24" monitor)
Probe	code: **ISD-V-PROBE** includes Ø2mm and Ø3mm styli, Ø25mm calibration ball
Vision measuring system with coaxial light lens	code: **ISD-H210CL, ISD-H320CL, ISD-H430CL**
Office software	code: **7313-OFFICE**

SOFTWARE (INCLUDED)

- Refer to page 590~591 for details

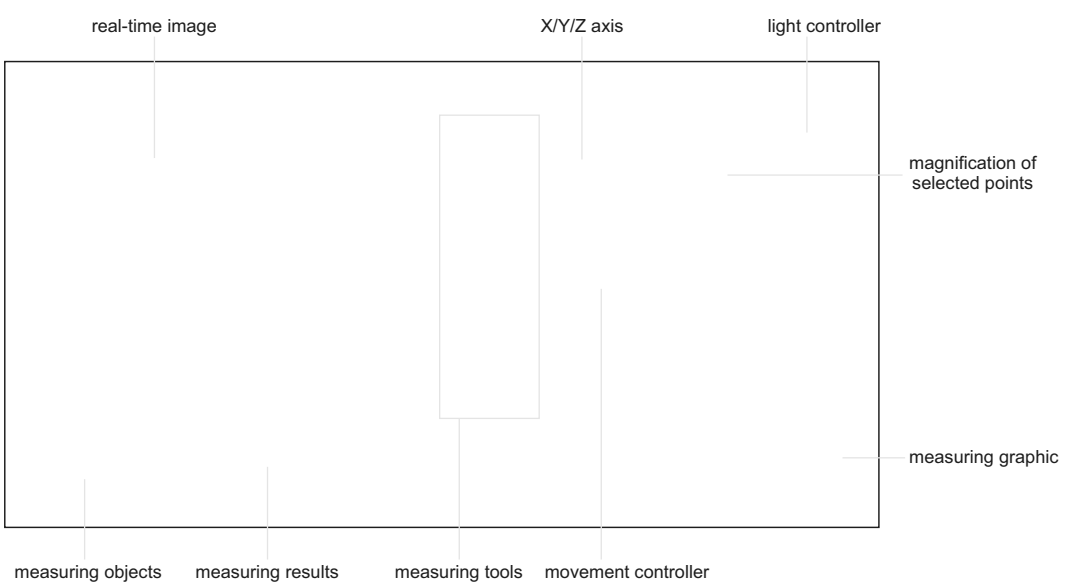

https://precishop.hu

INSPECTION CERTIFICATE

VISION EASURING SYSTE S (ANUAL TYPE)



lens with coaxial light (**optional**, must be installed in factory)

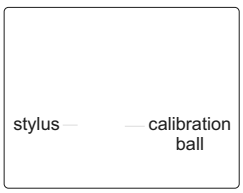

probe (**optional**), includes Ø2mm and Ø3mm styli, Ø25mm calibration ball, measuring accuracy is 10μm

ISD-V250A **computer is included**

SPECIFICATION

Code	ISD-V150A	ISD-V250A	ISD-V300A	ISD-V400A
easuring range (X×Y×Z)	150×100×150mm	250×150×150mm	300×200×150mm	400×300×150mm
Stage size	354×228mm	450×280mm	500×330mm	606×466mm
Glass stage size	210×160mm	306×196mm	350×250mm	450×350mm
Resolution of X/Y/Z axis	0.5μm			
Accuracy of X/Y axis	≤(3.5+L/100)μm (L is the measuring length in mm)			
Repeatability of X/Y axis	2μm			
Objective	0.7X~4.5X (zoom)			
Working distance	92mm			
agnification	33X~195X (on 19" monitor)			
Camera	1/3" color CCD, 0.3M pixel			
Illumination	surface and contour with adjustable LED			
ax. height of workpiece	150mm			
ax. weight of workpiece	20kg			
Operation system	Windows 7/8/10			
Drive method	manual			
Power supply	110/220V, 50/60Hz			
Dimension (L×W×H)	560×540×850mm	760×600×900mm	760×600×900mm	970×670×940mm
Weight	100kg	120kg	140kg	240kg

STANDARD DELIVERY

ain unit	1 pc
Computer	1 pc
Calibration glass chart	1 pc
Clay	1 pc
Foot switch	1 pc
Anti-dust cover	1 pc

OPTIONAL ACCESSORY

0.5X auxiliary objective	code: **ISD-V-OB05X** working distance: 175mm magnification: 16.5~97.5X (on 19" monitor)
2X auxiliary objective	code: **ISD-V-OB2X** working distance: 36mm magnification: 66~390X (on 19" monitor)
Probe	code: **ISD-V-PROBE** includes Ø2mm and Ø3mm styli, Ø25mm calibration ball
Vision measuring system with coaxial light lens (with computer)	code: **ISD-V150ACL** ? **ISD-V250ACL** ? **ISD-V300ACL** ? **ISD-V400ACL**
Office software	code: **7313-OFFICE**

To be continued

https://precishop.hu

Continued from previous page

SOFTWARE (INCLUDED)

- Refer to page 590~591 for details

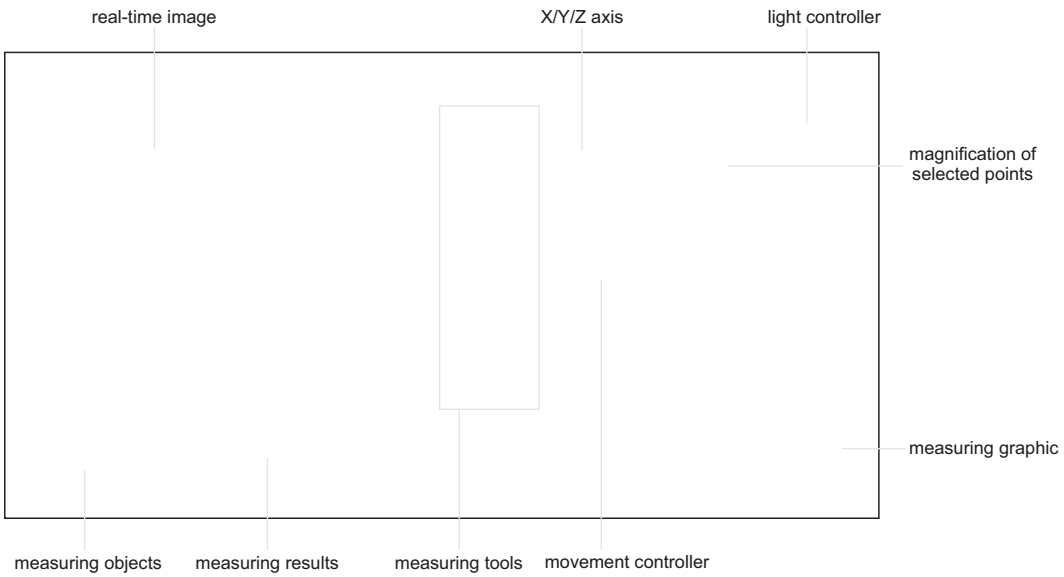

CNC VISION EASURING SYSTE S (WITH STAND)

MOTORIZED ZOOM OBJECTIVE IS OPTIONAL



lens with coaxial light (included)



programmable segmented ring light (included)



software flash disk (included)

computer is included

- Automatic edge-detection, focus, measuring, contour scanning, calibration, etc.
- Servo motors for X, Y, Z axis
- Granite body, more stable
- SPC function for large quantity measurement
- Measuring software is included (page 590~591)

controller

STANDARD DELIVERY

ain unit	1 pc
Dongle	1 pc
Software	1 pc
Computer	1 pc
Dispaly	1 pc
Lens with coaxial light	1 pc
Controller	1 pc
Calibration glass chart	1 pc
Laser positioner	1 pc
Clay	1 pc
Anti-dust cover	1 pc

ISD-E320

To be continued

https://precishop.hu

Continued from previous page

SPECIFICATION

Code		ISD-E320	ISD-E430
easuring range (X×Y×Z)		300×200×200mm	400×300×200mm
Stage size		556×406mm	561×556mm
Glass stage size		350×250mm	450×350mm
Resolution of X/Y/Z axis		0.5μm	
Accuracy of X/Y axis		≤(2.5+L/200)μm (L is measuring length in mm)	≤(3.5+L/200)μm (L is measuring length in mm)
Repeatability of X/Y axis		2μm	
Objective (manual zoom)		0.7X~4.5X (zoom)	
Working distance		92mm	
View field (diagonal length)		1.7~11.1mm	
agnification		33X~208.6X (on 24" monitor)	
Camera		giga-bit network camera	
Illumination	surface	coaxial light, programmable segmented ring light	
	contour	adjustable LED light	
ax. height of workpieces		200mm	
ax. weight of workpieces		30kg	
Operation system		Windows 7/8/10	
Drive method		automatic	
Power supply		220V, 50/60Hz	
Dimension (L×W×H)		1420×915×1830mm	1650×1170×1900mm
Weight		500kg	700kg

OPTIONAL ACCESSORY

0.5X auxiliary objective	code: **ISD-V-OB05X** working distance: 175mm magnification: 16.5~104.3X (on 24" monitor)
2X auxiliary objective	code: **ISD-V-OB2X** working distance: 36mm magnification: 66~417.2X (on 24" monitor)
Probe	code: **ISD-V-PROBE** includes Ø2mm and Ø3mm styli, Ø25mm calibration ball
Office software	code: **7313-OFFICE**
Laser probe	code: **ISD-V-LASER**

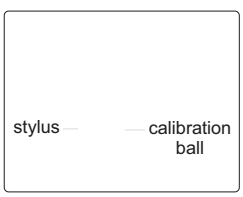

probe (**optional**), includes Ø2mm and Ø3mm styli, Ø25mm calibration ball, measuring accuracy is 10μm



laser probe (**optional**) measuring accuracy is 5μm

SOFTWARE (INCLUDED)

- Refer to page 590~591 for details

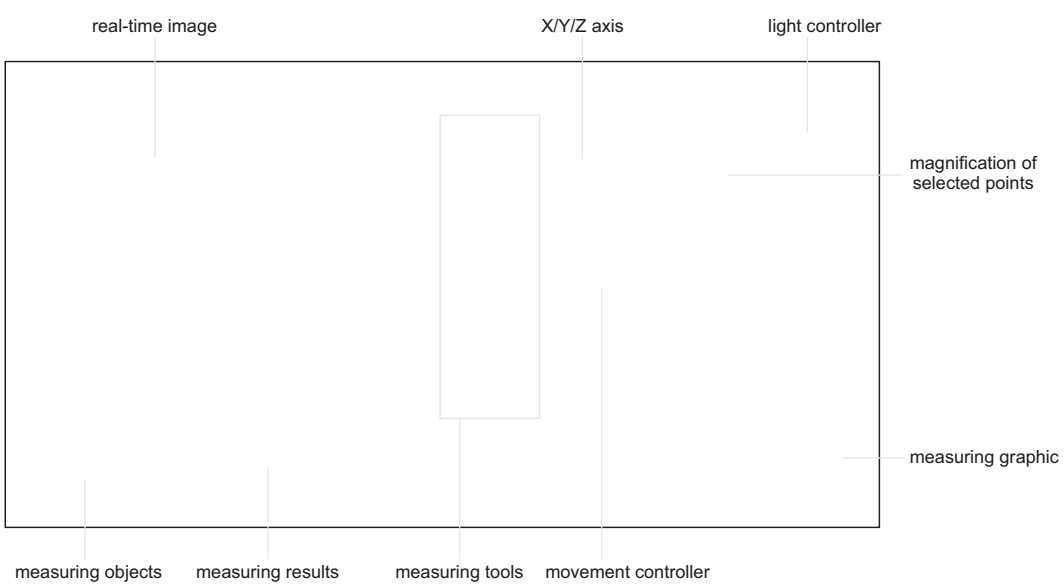

https://precishop.hu

CNC VISION EASURING SYSTE S

INSPECTION CERTIFICATE

ISD-V220CNCA

- Automatic edge-detection, focus, measuring, contour scanning, calibration, etc.
- Servo motors for X, Y, Z axis
- SPC function for large quantity measurement
- Measuring software is included (page 590~591)

SPECIFICATION

Code	motorized zoom lens	ISD-V220ZA	ISD-V220ZHN	ISD-V270ZA	ISD-V270ZHN	ISD-V370ZA	ISD-V370ZHN
	manual zoom lens	ISD-V220CNCA	ISD-V220HN	ISD-V270CNCA	ISD-V270HN	ISD-V370CNCA	ISD-V370HN
Measuring range (X×Y×Z)		220×120 ×150mm	220×120 ×300mm	270×170 ×150mm	270×170 ×300mm	370×270 ×150mm	370×270 ×300mm
Stage size		450×280mm	450×280mm	500×330mm	500×330mm	606×466mm	606×466mm
Glass stage size		306×196mm	306×196mm	350×250mm	350×250mm	450×350mm	450×350mm
Resolution of X/Y/Z axis		0.5μm					
Accuracy of X/Y axis		≤(2.5+L/100)μm (L is the measuring length in mm)				≤(3.5+L/100)μm (L is the measuring length in mm)	
Repeatability of X/Y axis		2μm					
Objective		0.7X~4.5X (zoom)					
orking distance		92mm					
Magnification		33.0X~208.6X (with manual zoom lens, on 24" monitor)					
		31.9X~188.7X (with motorized zoom lens, on 24" monitor)					
Camera		giga-bit network camera					
Illumination	surface	coaxial light, programmable segmented ring light					
	contour	adjustable LED light					
View field (diagonal length)		1.5~10.8mm					
Max. height of workpiece		150mm	300mm	150mm	300mm	150mm	300mm
Max. weight of workpiece		30kg					
Operation system		Windows 7/8/10					
Drive method		automatic					
Power supply		220V, 50/60Hz					
Dimension (L× ×H)		760×600 ×900mm	760×600 ×1050mm	760×600 ×900mm	760×600 ×1050mm	970×670 ×940mm	970×670 ×1090mm
eight		146kg	156kg	168kg	178kg	266kg	276kg

To be continued

https://precishop.hu

Continued from previous page

software flash disk
(included)

desk (**optional**)





laser probe (**optional**)
measuring accuracy is 5μm

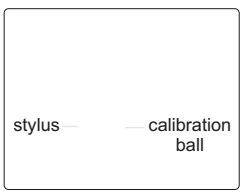

probe (**optional**), includes
Ø2mm and Ø3mm styli,
Ø25mm calibration ball,
measuring accuracy is 10μm

STANDARD DELIVERY

ain unit	1 pc
Software	1 pc
Computer	1 pc
24" display	1 pc
Len with coaxial light	1 pc
Controller	1 pc
Calibration glass chart	1 pc
Laser positioner	1 pc
Clay	1 pc
Anti-dust cover	1 pc

OPTIONAL ACCESSORY

0.5X auxiliary objective	code: **ISD-V-OB05X**, working distance: 175mm magnification: 16.5~104.3X (with manual zoom lens, on 24" monitor), 16.0~94.4X (with motorized zoom lens, on 24" monitor)
2X auxiliary objective	code: **ISD-V-OB2X**, working distance: 36mm magnification: 66~417.2X (with manual zoom lens, on 24" monitor), 63.8~377.4X (with motorized zoom lens, on 24" monitor)
Probe	code: **ISD-V-PROBE**, includes Ø2mm and Ø3mm styli, Ø25mm calibration ball
Laser probe	code: **ISD-V-LASER**
Office software	code: **7313-OFFICE**
Desk	code: **ISD-V-DESK**

SOFTWARE (INCLUDED)

- Refer to page 590~591 for details

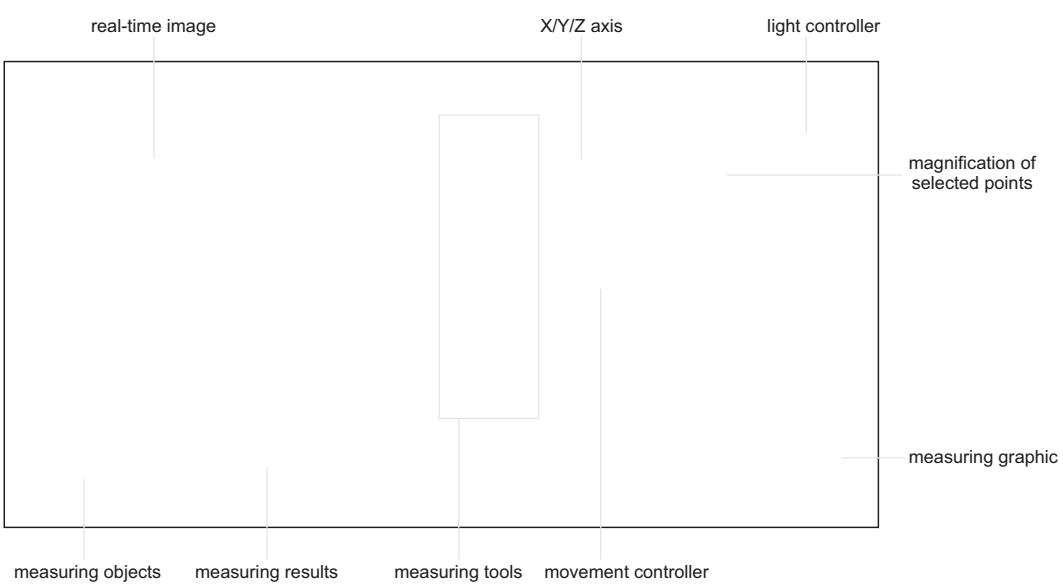

https://precishop.hu

CNC VISION EASURING SYSTE S

computer is included

ISD-V500N

- Automatic edge-detection, focus, measuring, contour scanning, calibration, etc.
- Servo motors for X, Y, Z axis
- SPC function for large quantity measurement

SPECIFICATION

Code		ISD-V500N	ISD-V501N	ISD-V500HN	ISD-V501HN
easuring range (X×Y×Z)		470×370×200mm	500×400×200mm	470×370×400mm	500×400×400mm
Stage size		786×636mm	846×696mm	786×636mm	846×696mm
Glass stage size		570×470mm			
Resolution of X/Y/Z axis		0.5μm			
Accuracy of X/Y axis		≤(2.5+L/200)μm (L is measuring length in mm)			
Repeatability of X/Y axis		2μm			
Objective		0.7X~4.5X (zoom)			
Working distance		92mm			
View field (diagonal length)		1.5~10.8mm			
agnification		33.0X~208.6X (on 24" monitor)			
Camera		giga-bit network camera			
Illumination	surface	coaxial light, programmable segmented ring light			
	contour	adjustable LED light			
ax. height of workpieces		200mm		400mm	
ax. weight of workpieces		30kg			
Operation system		Windows 7/10			
Drive method		automatic			
Power supply		220V, 50/60Hz			
Dimension (L×W×H)		1270×1200×1870mm	1405×1260×1870mm	1270×1200×2070mm	1405×1260×2070mm
Weight		870kg	1000kg	900kg	1030kg

To be continued

https://precishop.hu

Continued from previous page

STANDARD DELIVERY

ain unit	1 pc
Video card with dongle	1 pc
Software disc	1 pc
Lens with coaxial light	1 pc
Controller	1 pc
Computer	1 pc
Calibration glass chart	1 pc
Laser positioner	1 pc
Clay	1 pc
Anti-dust cover	1 pc



lens with coaxial light (included)



programmable segmented ring light (included)

OPTIONAL ACCESSORY

0.5X auxiliary objective	code: **ISD-V-OB05X** working distance: 175mm magnification: 16.5~104.3X (on 24" monitor)
2X auxiliary objective	code: **ISD-V-OB2X** working distance: 36mm magnification: 66~417.2X (on 24" monitor)
Probe	code: **ISD-V-PROBE** includes Ø2mm and Ø3mm styli, Ø25mm calibration ball
Office software	code: **7313-OFFICE**

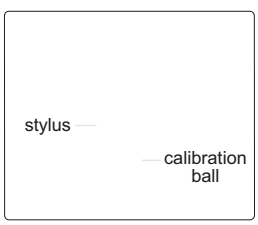

probe (**optional**), includes Ø2mm and Ø3mm styli, Ø25mm calibration ball, measuring accuracy is 10μm

SOFTWARE (INCLUDED)

- Refer to page 590~591 for details

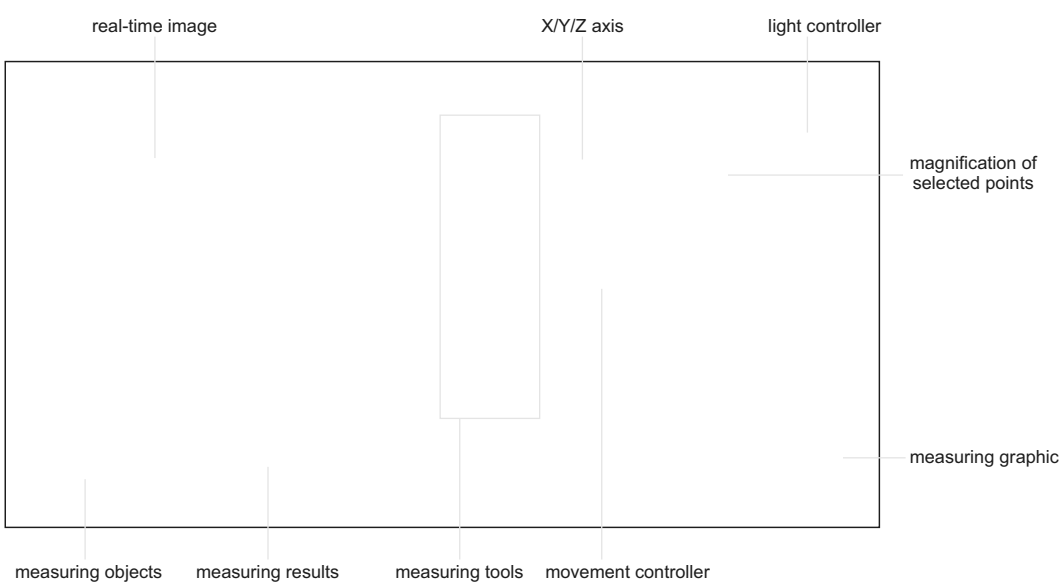

https://precishop.hu

CNC VISION EASURING SYSTE S

MOTORIZED ZOOM OBJECTIVE IS OPTIONAL

V -L1001CN

- Automatic edge-detection, focus, measuring, contour scanning, calibration, etc.
- Servo motors for X, Y, Z axis, X, Y axis adopt linear guide rail structure, without air supply
- Fixed glass table and granite platform base, good stability
- SPC function for large quantity measurement
- Measuring software is included (page 590~591)

SPECIFICATION

Code		V -L600CN	V -L601CN	V -L800CN
easuring range (X×Y×Z)		600×600×200mm	600×900×200mm	800×1000×200mm
Glass stage size		765×1238mm	702×1543mm	902×1643mm
Resolution of X/Y/Z axis		0.5μm		
Accuracy of X/Y axis		≤(3.5+L/200)μm (L is measuring length in mm)		
Repeatability of X/Y axis		2μm		
Objective (manual zoom)		0.7X~4.5X (zoom)		
Working distance		92mm		
View field (diagonal length)		1.7~11.1mm		
agnification		33.0X~208.6X (on 24" monitor)		
Camera		giga-bit network camera		
Illumination	surface	coaxial light, programmable segmented ring light		
	contour	adjustable LED light		
ax. height of workpiece		200mm		
ax. weight of workpiece		35kg		
Operation system		Windows 7/8/10		
Drive method		automatic		
Power supply		AC 220V, 50/60Hz		
Dimension (L×W×H)		1445×1185×1560mm	1745×1220×1720mm	1850×1420×1720mm
Weight		1000kg	1400kg	2200kg

To be continued

https://precishop.hu

Continued from previous page

SPECIFICATION

Code		V -L1000CN	V -L1001CN	V -L1200CN
easuring range (X×Y×Z)		1000×1200×200mm	1000×1500×200mm	1200×1500×200mm
Glass stage size		1100×1831mm	1100×2113mm	1300×2113mm
Resolution of X/Y/Z axis		0.5μm		
Accuracy of X/Y axis		≤(3.5+L/200)μm (L is measuring length in mm)		
Repeatability of X/Y axis		2μm		
Objective(manual zoom)		0.7X~4.5X (zoom)		
Working distance		92mm		
View field (diagonal length)		1.7~11.1mm		
agnification		33.0X~208.6X (on 24" monitor)		
Camera		giga-bit network camera		
Illumination	surface	coaxial light, programmable segmented ring light		
	contour	adjustable LED light		
ax. height of workpiece		200mm		
ax. weight of workpiece		30kg		
Operation system		Windows 7/8/10		
Drive method		automatic		
Power supply		AC 220V, 50/60Hz		
Dimension (L×W×H)		2035×1590×1720mm	2315×1590×1720mm	2315×1790×1720mm
Weight		2900kg	3200kg	4000kg

programmable segmented ring light (included)

lens with coaxial light (included)

STANDARD DELIVERY

ain unit	1 pc
Dongle	1 pc
Computer	1 pc
Software	1 pc
Dispaly	1 pc
Lens with coaxial light	1 pc
Controller	1 pc
Calibration glass chart	1 pc
Laser positioner	1 pc
Clay	1 pc
Anti-dust cover	1 pc

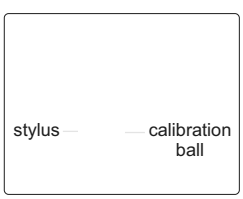

probe (**optional**), includes Ø2mm and Ø3mm styli, Ø25mm calibration ball, measuring accuracy is 10μm



laser probe (**optional**) measuring accuracy is 5μm

OPTIONAL ACCESSORY

0.5X auxiliary objective	code: **ISD-V-OB05X** working distance: 175mm magnification: 16.5~104.3X (on 24" monitor)
2X auxiliary objective	code: **ISD-V-OB2X** working distance: 36mm magnification: 66~417.2X (on 24" monitor)
Probe	code: **ISD-V-PROBE** includes Ø2mm and Ø3mm styli, Ø25mm calibration ball
Laser probe	code: **ISD-V-LASER**
Office software	code: **7313-OFFICE**

https://precishop.hu

VISION EASURING SOFTWARE

SOFTWARE FOR VISION MEASURING SYSTEMS ISD-V SERIES, ISD-H SERIES, ISD-VMM SERIES, ISD-E SERIES AND VMM-L SERIES

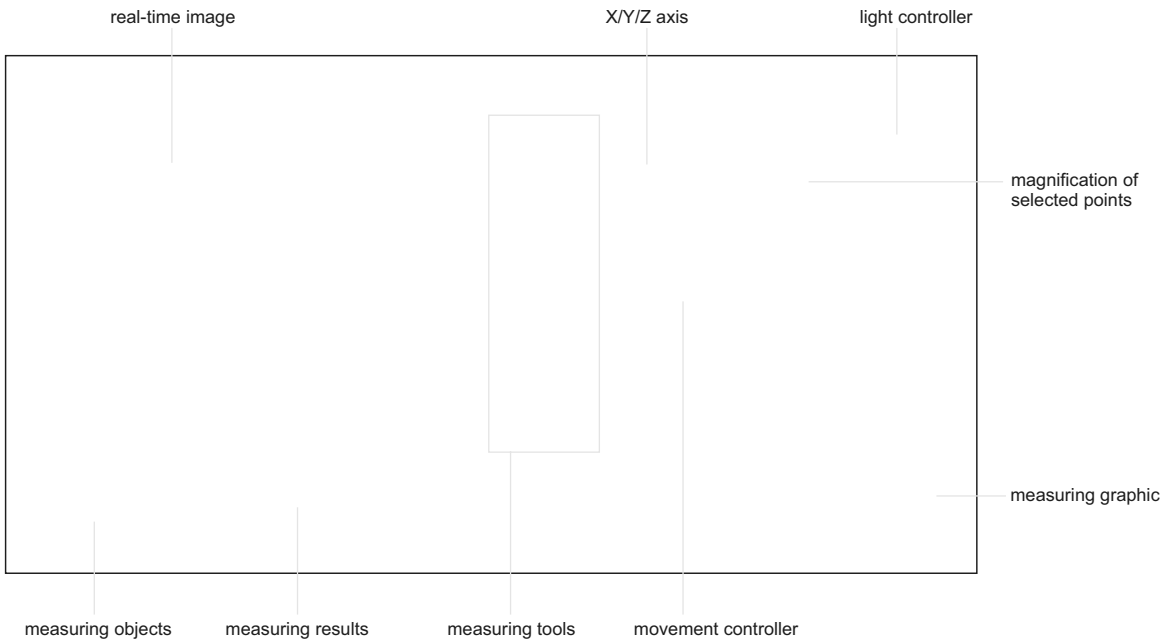

- Operation system: Windows 7/10
- Language: English
- Control features: assistant focus (manual machines), auto focus (CNC machines), auxiliary light control, motion controlled by mouse (CNC machines), auto zoom lens (CNC machines)
- Image measuring methods: intelligent automatic edge detect, select points of an area, select points from multiple parts, select points via mouse, select adjacent points, select points via cross line, magnify to select points, comparatively select points, select points via probe, edge point, contour point
- Constructable elements: point, line, circle, arc, ellipse, rectangle, distance, angle, ring, slot, plane, cone, open curve, closed curve
- Support fixture (CNC machines), scanning, image navigation, user define, pixel calibration
- Measuring by image and probe, image and probe can be synchronized
- Measuring data can be sent to Excel, Word, SPC, measuring elements can be sent to dxf

- Dimension measuring tools:

point, line, circle, arc, ring, ellipse, rectangle, open curve, closed curve, distance, angle, focus plane (image), slot, plane (probe), sphere (probe), cone (probe), cylinder (probe)

- Geometric measuring tools:

position, parallelism, squareness, angularity, symmetry, concentricity, coaxiality (probe)

To be continued

https://precishop.hu

Continued from previous page

- Measuring and element construct methods:



- Sent to CAD, EXCEL, WORD



CAD



EXCEL



WORD

- Edge-detection:

point tool box tool circle tool

- Contour scanning:

- CAD measuring:

import CAD drawing, set the datum, establish coordinate system, then the software will automatically measure

- CAD comparison:

import CAD drawing, then compare with real-time image

- Profile scanning:

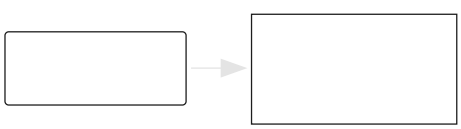

- SPC analysis, import the measuring data to SPC module, generate Xbar-R chart, Xbar-S chart, Mid-R chart, X-Rs chart, Histogram, Sigma A and Sigma S chart, Cpk process chart, Process state analyse chart, Single proscess advice analyse chart

Xbar-R chart

Histogram

https://precishop.hu

JIG SET FOR VISION EASURING SYSTE S
CODE ISY-700

acrylic tray (included)

ISY-700

application example



Product	Code	Size (mm)	Quantity
clip	**ISY-700-90001**	7×34	4
clip	**ISY-700-90002**	Ø1.5×24	4
	ISY-700-90003	Ø1.5×50	4
clip stand	**ISY-700-90004**	Ø4×20	8
	ISY-700-90005	Ø4×46	3
spherical support head	**ISY-700-90006**	—	4
stand	**ISY-700-90007**	Ø6×10	6
	ISY-700-90008	Ø6×25	6
	ISY-700-90019	Ø6×6	3
stand	**ISY-700-90009**	Ø9×7	3
	ISY-700-90010	Ø9×10	6
	ISY-700-90011	Ø9×20	6
	ISY-700-90012	Ø9×25	6
stand	**ISY-700-90013**	Ø12×10	6
	ISY-700-90014	Ø12×25	6
stand for slice parts	**ISY-700-90015**	Ø6×10	4
	ISY-700-90016	Ø9×10	4
	ISY-700-90017	Ø12×10	4
stand with fine adjustment	**ISY-700-90018**	Ø12×20~25	2

Product	Code	Size (mm)	Quantity
adapter for square support	**ISY-700-90020**	—	2
clamping screw	**ISY-700-90021**	—	4
L-shaped positioning plate	**ISY-700-90022**	50×50×6	1
sliding support plate	**ISY-700-90023**	30×12×5	4
square support	**ISY-700-90024**	20×16×16	1
base for square support	**ISY-700-90025**	45×16×6	1
spring stand	**ISY-700-90026**	—	1
acrylic sliding support plate	**ISY-700-90028**	45×12×5	8
wrench	**ISY-700-90029**	M3	1
acrylic base plate	**ISY-700-90030**	300×200×12 Hole size: M4X0.7	1

https://precishop.hu

STANDARD GLASS SCALES

ISD-CL300A

- To calibrate optical measuring instruments, also can be used as optical positioning elements in precision machine tools

STANDARD TYPE

Code	easuring range	Graduation	Length	Width	Thickness	Accuracy
ISD-CL100A	100mm	1mm	130mm	30mm	5mm	1μm
ISD-CL200A	200mm	1mm	230mm	30mm	5mm	1μm
ISD-CL300A	300mm	1mm	330mm	30mm	5mm	1μm
ISD-CL400A	400mm	1mm	430mm	30mm	5mm	1μm
ISD-CL500A	500mm	1mm	530mm	30mm	5mm	2μm

ECONO IC TYPE

Code	easuring range	Graduation	Length	Width	Thickness	Accuracy
ISD-CL100B	100mm	1mm	130mm	30mm	5mm	3μm
ISD-CL200B	200mm	1mm	230mm	30mm	5mm	3μm
ISD-CL300B	300mm	1mm	330mm	30mm	5mm	3μm
ISD-CL400B	400mm	1mm	430mm	30mm	5mm	3μm
ISD-CL500B	500mm	1mm	530mm	30mm	5mm	3μm

PROFESSIONAL TYPE (The scale is between two layers of glass and will not be worn off)

Code	easuring range	Graduation	Length	Width	Thickness	Accuracy
ISD-CL100S	100mm	1mm	130mm	30mm	10mm	1μm
ISD-CL200S	200mm	1mm	230mm	30mm	10mm	1.5μm
ISD-CL300S	300mm	1mm	330mm	30mm	15mm	2.5μm
ISD-CL400S	400mm	1mm	430mm	30mm	15mm	3μm
ISD-CL500S	500mm	1mm	530mm	30mm	15-25mm	3.5μm

https://precishop.hu

25 MICROSCOPES, MAGNIFIERS

Toolmaker Microscopes
Page 595-596

Digital Microscopes
Page 597-635

Cutting Tools Microscopes
Page 622

Industrial Microscopes
Page 636-637

Metallurgical Microscopes
Page 638-641

Zoom Stereo Microscopes
Page 642-648

Polarizing Microscopes
Page 649

Digital Cameras For Microscopes
Page 650-658

Metallurgical Analysis Softwares
Page 657-658

Portable Measuring Microscopes
Page 659

Table Magnifiers With Illumination
Page 660

Digital Magnifiers
Page 661-662

Magnifiers
Page 663-667

Telescoping Inspection Mirrors
Page 667

Telescoping Pick-up
Page 668

https://precishop.hu

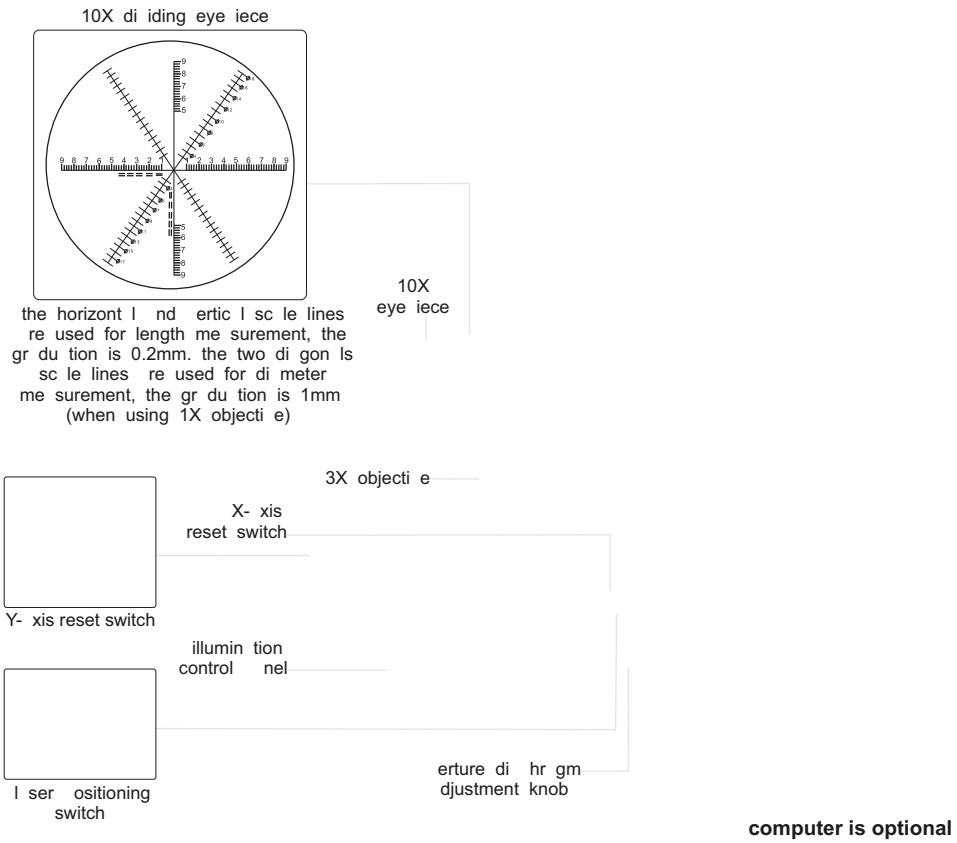

ISD-VMM215

SPECIFICATION

Code	binocular	ISD-VMM205	ISD-VMM215	ISD-VMM225	ISD-VMM235
	monocular	ISD-VMM205D	ISD-VMM215D	ISD-VMM225D	ISD-VMM235D
X/Y a ;is travel		150×100mm	200×100mm	250×150mm	300×200mm
Z a ;is travel		150mm	150mm	200mm	200mm
Metal stage size		354×228mm	404×228mm	450×280mm	500×330mm
Glass stage size		210×160mm	260×160mm	306×196mm	350×250mm
Resolution of X/Y/Z a ;is		0.5μm			
Accuracy of X/Y a ;is		≤(3.5+L/100)μm (L is the me suring length in mm)			
Repeatability		2μm			
Camera		1/3" color CCD, 0.3M ixel			
Optical magnification		30X (with 3Xobjecti e)			
Image magnification		114X (on 19" monitor)			
Illumination		surface and contour with adjustable LED			
Ma ;. weight of workpiece		25kg			
Power supply		100V~240V, 50/60Hz			
Operation system		Windows 7/8/10			
Drive method		manual			
Dimension (L×W×H)		540×667×850mm	540×667×850mm	800×675×920mm	800×675×920mm
Weight		100kg	110kg	135kg	140kg

To be continued

https://precishop.hu

Continued from re ious ge

DATA PROCESSING UNIT

Output	RS232
Function	sim le me suring tools me sure coordin te of oints me sure lines me sure center coordin te, r dius of circle with three oints me sure dist nces betwen two objects me sure ngles set origin of coordin te skew nd c libr te the work iece me sure rect ngle (including length, width, erimeter nd center coordin te) me sure thre d (including thre d di metescrew itch, screw ngle) me sure slot (including center coordin te, length, width)

STANDARD DELIVERY

Main unit	1 c
Video card with dongle	1 c
Software disc	1 c
Calibration glass chart	1 c
Demo sample	1 c
Foot switch	1 c
3X objective	1 c

OPTIONAL ACCESSORY

1X objective	**ISD-VMM-LENS1X**
5X objective	**ISD-VMM-LENS5X**
10X objective	**ISD-VMM-LENS10X**
Toolmaker microscopes (with computer)	code: **ISD-VMM205A** (binocul r) **ISD-VMM215A** (binocul r) **ISD-VMM225A** (binocul r) **ISD-VMM235A** (binocul r) code: **ISD-VMM205DA** (monocul r) **ISD-VMM215DA** (monocul r) **ISD-VMM225DA** (monocul r) **ISD-VMM235DA** (monocul r)

SOFTWARE (INCLUDED)

- Refer to ge 590~591 for det ils

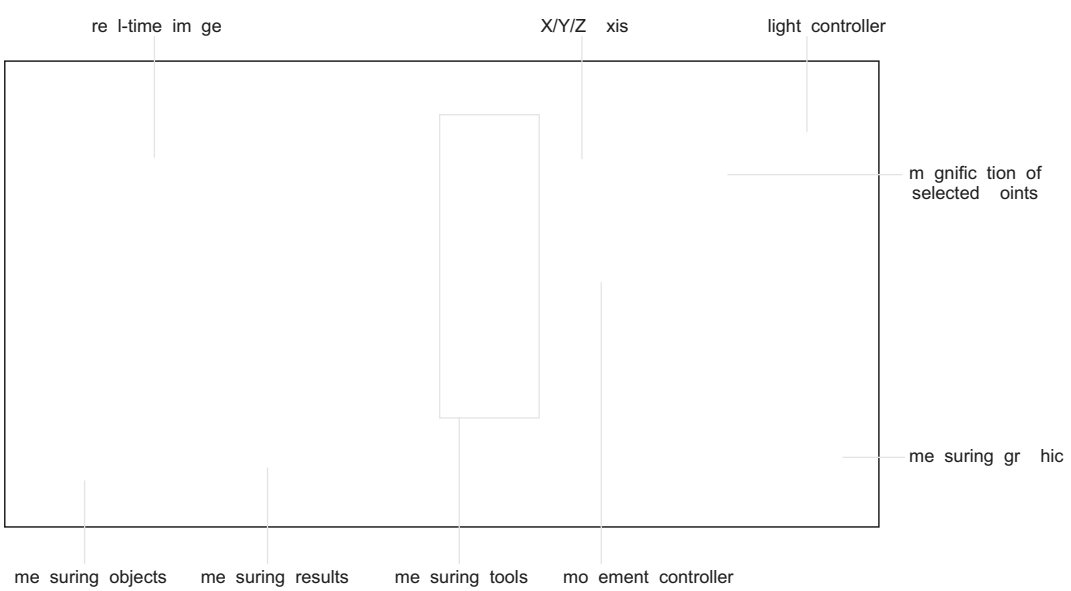

https://precishop.hu

AUTO FOCUS DIGITAL MICROSCOPES (LARGE VIEW FIELD)

TAKE PICTURES AND VIDEOS | MEASUREMENT | CAN BE CONNECTED TO PC AND TV AT THE SAME TIME

AUTO FOCUS

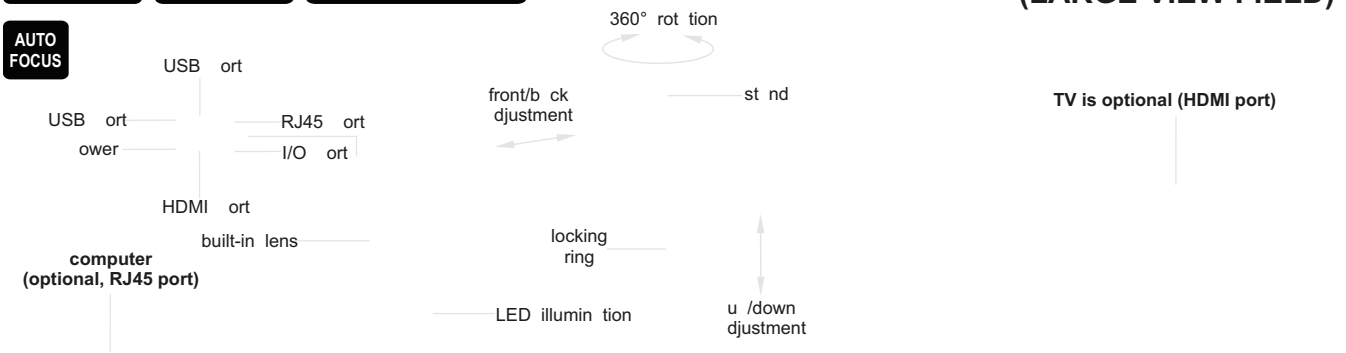

connect to com uter through c ble to s e ictures (softw re for com uter is included)

5302-AF105

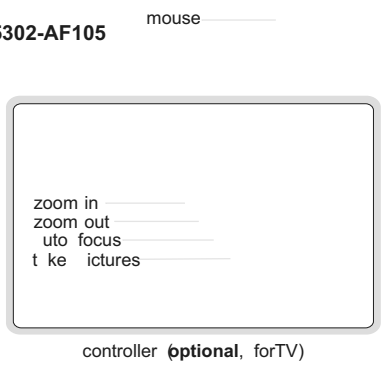

controller (optional, forTV)

o tic l zoom djustment

- Auto focus c mer
- T ke ictures nd ideos
- C n be connected toTV (HDMI ort) nd com uter (RJ45 ort) t the s me time
- Built-in me suring softw re forTV
- Me suring softw re for com uters is included
- Autom tic ex osure nd white b l nce
- Brightness, contr st r tio, g in re djust ble
- Dis l y cross h ir (blue/green/red /yellow/bl ck/brown colors)

TV SOFTWARE (INCLUDED)

SPECIFICATION

Code	5302-AF105 (standard type)	5302-AF108 (high-definition type)
Pi ;el	2M	8M
Resolution	1920×1080	3840×2160
Magnification	1.4X~25.8X (on 28TV)	1.4X~51.6X (on 28TV)
Sensor	1/2.8" CMOS	
Auto focus distance	100mm~∞	
Output	HDMI, RJ45	
Frame rate	HDMI: 60f s, RJ45: 50f s	
Power supply	ower d ter	
Dimension (L×W×H)	500×280×410mm	
Weight	17kg	

VIEW FIELD

Focus distance	Adjustable magnification (on 28" TV)	View field
100mm	3.9~25.8X	24×14~168×91mm
150mm	2.6~20X	30×17~240×128mm
200mm	2.1~17X	37×20~315×170mm
250mm	1.7~14.7X	42×24~385×210mm
270mm	1.4~14X	43×25~415×225mm

MEASURING ACCURACY

Optical magnification (5302-AF105)	Optical magnification (5302-AF108)	Measuring accuracy
2X	2X	±0.1mm
4X	4X	±0.1mm
6X	6X	±0.04mm
8X	8X	±0.02mm
14X	14X	±0.02mm
/	28X	±0.02mm

STANDARD DELIVERY

Main unit (with stand)	1 c
LED illumination	1 c
16G USB flash disk	1 c
Mouse	1 c
HDMI cable (for TV)	1 c
Network cable (for computer)	1 c
Switch	1 c
Software for computer	1 c
Power adapter	2 cs

OPTIONAL ACCESSORY

28" 4K TV	5302-AF-TV28
32" 4K TV	5302-AF-TV32
Computer	5302-AF-COMPUTER
Controller	5302-AF-CONTROLLER

https://precishop.hu

HIGH-DEFINITION AUTO FOCUS DIGITAL MICROSCOPE (LARGE VIEW FIELD)
CODE 5320-AF410

AUTO FOCUS | MEASUREMENT | TAKE PICTURES AND VIDEOS | LED INDEPENDENT ADJUSTMENT | CAN BE CONNECTED TO PC AND TV AT THE SAME TIME

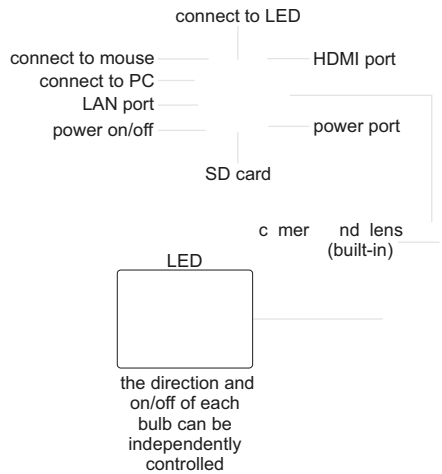

- Auto focus c mer
- T ke ictures nd ideos
- Built-in me suring softw re
- Autom tic ex osure, sh r ening, denoising nd white b l nce
- 4K/1080P utom tic lly switched by dis l y resolution
- Dis l y ctu l m gnific tion
- Digit l m gnific tion
- Motorized light control
- Dis l y cross h ir nd gridline

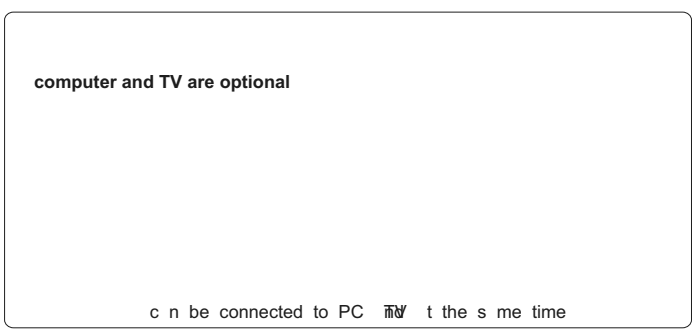

SPECIFICATION

Magnification (on 28" TV)	2.4X~43.7X
View field	14.2×8~255×145mm
Auto focus distance	200~255mm
Sensor	1/2.8" CMOS
Pi ;el	8M
Resolution	3840×2160
Frame rate	30f s
Output	HDMI/USB/LAN
Power supply	ower d ter
Dimension (L×W×H)	400×300×450mm
Weight	5.8kg

MEASURING ACCURACY (ON 28" TV)

Optical magnification	Measuring accuracy
2X	±0.1mm
4X	±0.1mm
6X	±0.04mm
10X	±0.02mm
14X	±0.02mm
18X	±0.01mm

STANDARD DELIVERY

Main unit (with stand)	1 c
LED illumination	1 c
32G memory card and holder	1 c
Mouse	1 c
HDMI cable	1 c
USB 2.0 cable	1 c
Power adapter	1 c

To be continued

https://precishop.hu

Continued from re ious ge

SOFTWARE FOR TV (INCLUDED)



PROFESSIONAL SOFTWARE (INCLUDED, FOR COMPUTER)

the softw re c n control im ge com let ly, including me surement, im ge stitching, im ge gr y rocessing, RGB histogr m obser tion, im ge color s m lir
3D lot (3D re resent tion of im ge intensity), im ge ex osure, white b l nce, im ge bit de th, fl t field correction nd d rk field correction, etc.

https://precishop.hu

HIGH-DEFINITION AUTO FOCUS MEASURING MICROSCOPE
CODE 5315-S710

IMAGE STITCHING | DUAL SCREEN OPERATION | FOCUS STACKING

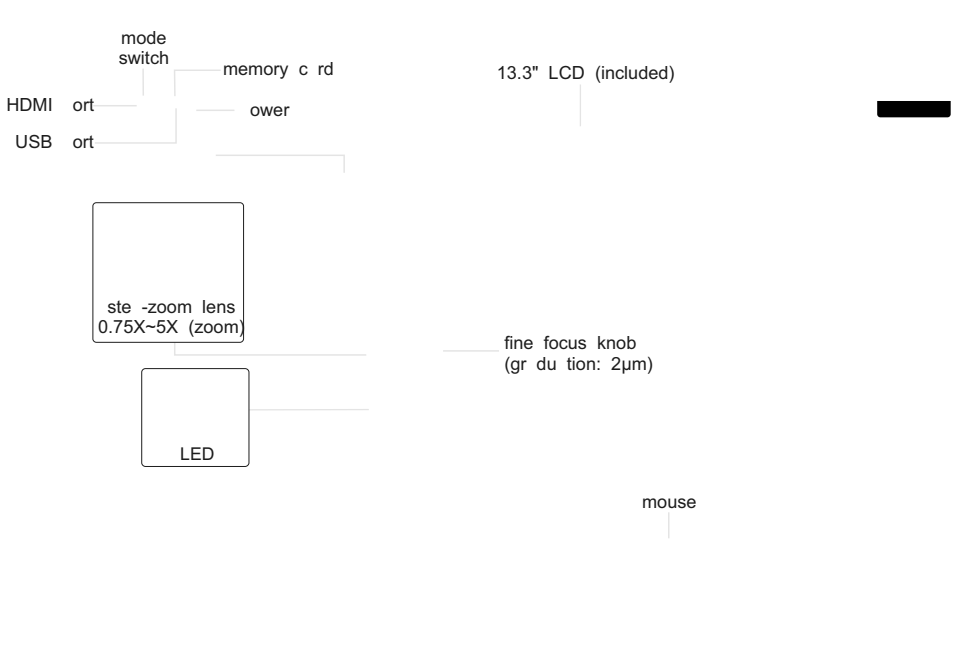

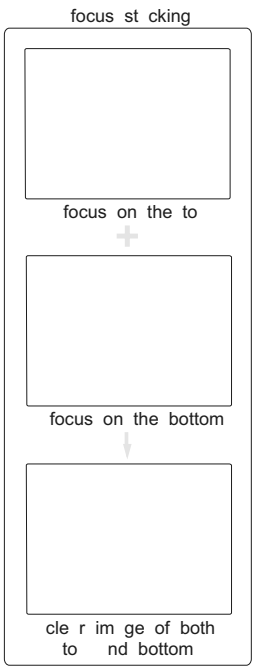

- 12M high-definition im ge
- Switch ble LCD mode nd com uter mode
- T ke ictures or ideos, s e to memory c rd
- Me surement results c n be sent to Excel
- Auto focus
- Autom tic white b l nce nd ex osure

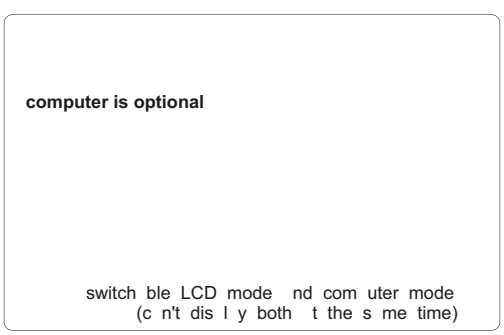

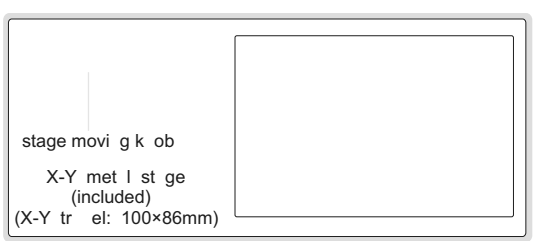

im ge stitching

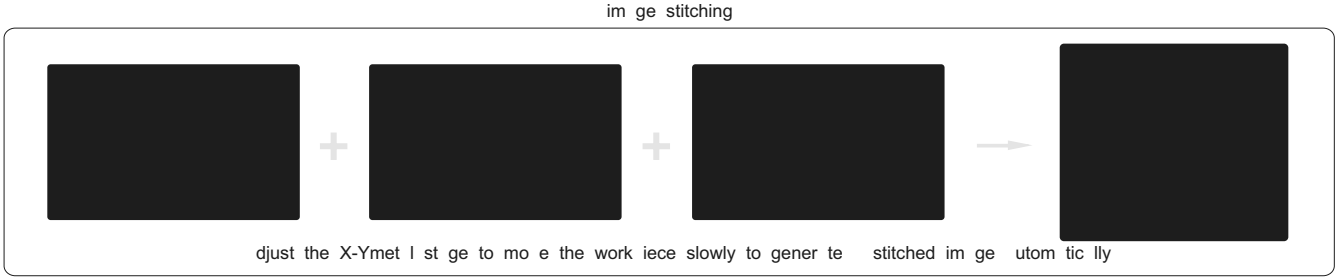

To be continued

https://precishop.hu

Continued from re ious ge

SPECIFICATION

Magnification	15X~100X (on 13.3" LCD)
Sensor	1/1.7" CMOS
Pi ;el	12M
Resolution	1920×1080
Frame rate	30f s
Output	HDMI/USB
Power supply	ower d ter
Dimension (L×W×H)	570×300×430mm

MAGNIFICATION, FOCUS DISTANCE AND VIEW FIELD (on 13.3" LCD)

Specification	Camera adapter	
	0.5X (included)	1X (optional)
Magnification	15~100X	30~200X
Focus distance	80±2mm	80±2mm
View filed	20.0×11.2~5.5×3.1mm	10.0×5.6~2.7×1.5mm

STANDARD DELIVERY

Main unit	1 c
0.5X camera adapter	1 c
1X au ;iliary objective	1 c
Calibration plate	1 c
32G memory card	1 c
Mouse	1 c
X-Y metal stage	1 c

OPTIONAL ACCESSORY

1X camera adapter	ISM-DL-CA1X
2X au ;iliary objective	ISM-DL-OB2X
Computer	ISM-DL-COMPUTER
LED light	ge 626~627
Au ;iliary objective	ge 628

MAGNIFICATION AND MEASURING ACCURACY (on 13.3" LCD)

Objective magnification	Image magnification	Measuring accuracy
0.75X	15X	±20μm
1X	20X	±20μm
1.5X	30X	±20μm
2X	40X	±20μm
2.5X	50X	±20μm
3X	60X	±20μm
3.5X	70X	±20μm
4X	80X	±10μm
4.5X	90X	±10μm
5X	100X	±10μm

SOFTWARE FOR LCD (INCLUDED)

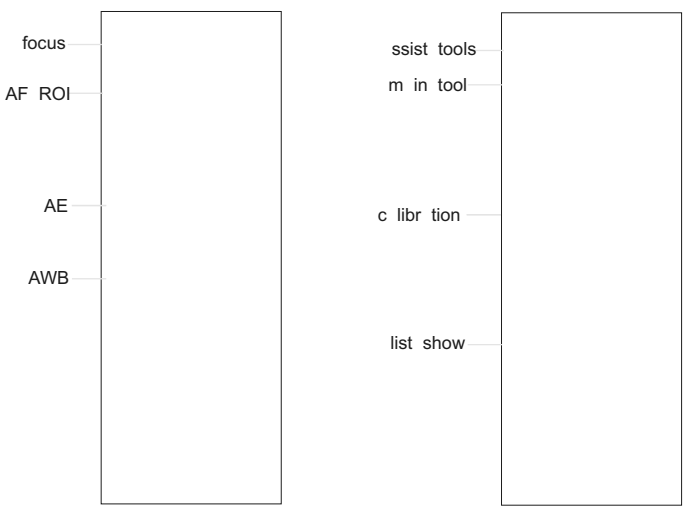

SOFTWARE FOR COMPUTER (INCLUDED)



https://precishop.hu

AUTO FOCUS DIGITAL MICROSCOPE
CODE 5303-AF103

AUTO FOCUS | TAKE PICTURES AND VIDEOS | MEASUREMENT

- 1080P high-definition im ge
- Auto focus c mer
- T ke ictures nd ideos, s ed to USB fl sh disk
- Picture re iew icture com re
- Autom tic ex osure nd white b l nce
- Brightness, contr st r tio, g in re djust ble
- Dis l y cross h ir (blue/green/red/yellow/bl ck/ brown colors)
- Built-in softw re without com uter o er tion by mouse

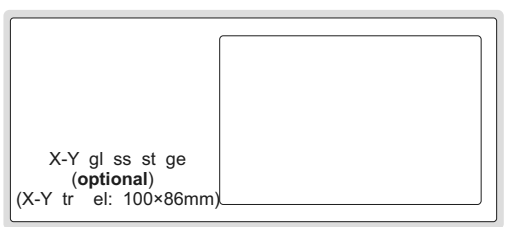

SPECIFICATION

Magnification	20X~123X
Sensor	1/2.8" CMOS
Pi ;el	2M
Resolution	1920×1080
Frame rate	60f s
Output	HDMI
Power supply	ower d ter
Dimension (L×W×H)	570×300×430mm
Weight	6.5kg

STANDARD DELIVERY

Main unit	1 c
0.5X camera adapter	1 c
1X au ;iliary objective	1 c
Calibration plate	1 c
16G USB flash disk	1 c
White/black plate	1 c
Mouse	1 c
HDMI cable	1 c
Power adapter	2 cs

MAGNIFICATION, FOCUS DISTANCE AND VIEW FIELD

Au ;iliary objective	Specification	Camera adapter	
		0.5X (included)	1X (optional)
1X (included)	magnification	20~123X	40~246X
	focus distance	48~84mm	48~84mm
	view field	13×7~2.2×1mm	6.3×3.5~1.1×0.5mm
	measuring accuracy	±0.02mm	±0.02mm
2X (optional)	magnification	40~246X	80~492X
	focus distance	24~42mm	24~42mm
	view field	6.5×3.5~1.1×0.5mm	3.3×1.8~0.6×0.3mm
	measuring accuracy	±0.02mm	±0.02mm

AUTO FOCUS DISTANCE

Zoom objective scale	0.75X	1X	1.5X	2X	2.5X
Auto focus distance (mm)	48~84	50~78	55~73	62~71	65~70

Zoom objective scale	3X	3.5X	4X	4.5X	5X
Auto focus distance (mm)	66~70	67~70	68~70	68~70	68~70

OPTIONAL ACCESSORY

1X camera adapter	ISM-DL-CA1X
2X au ;iliary objective	ISM-DL-OB2X
X-Y glass stage (travel: 100×86mm)	ISM-DL-STAGE
X-Y metal stage	ISM-DL-STAGE1
LED light	ge 626~627
Au ;iliary objective	ge 628

https://precishop.hu

TAKE PICTURES AND VIDEOS

SUITABLE TO CHECK CONVEX OBJECTS AND WALL OF HOLE

3D MOTORIZED ROTATION MICROSCOPE
CODE 5301-D400

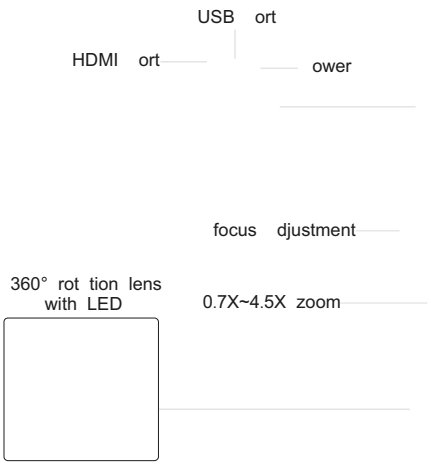



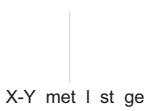

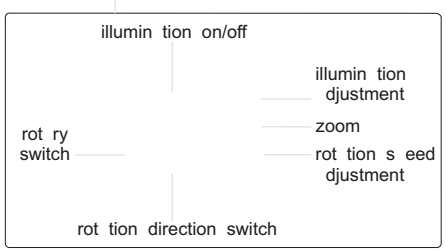

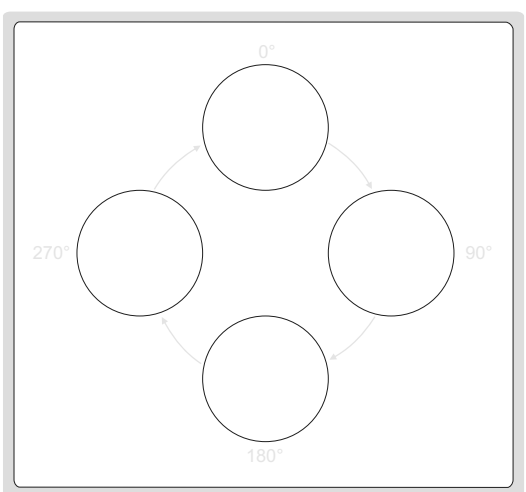

360° rot tion obser tion

working rinci le

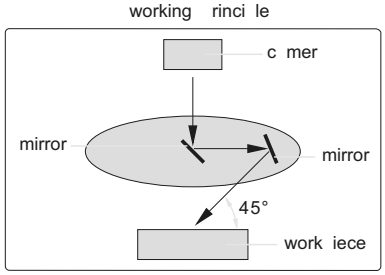

SPECIFICATION

Magnification	15X~100X
View field	4.2×2.7mm~28×18mm
Focus distance	40mm
View angle	45°
Sensor	1/2.8" CMOS
Pi ;el	2M
Resolution	1920×1080
Frame rate	60f s
Output	HDMI
Rotation speed	2~4RPM
Power supply	110/220V, 50/60Hz
Dimension (L×W×H)	570×300×430mm
Weight	10kg

- 1080P high-definition 3D im ge
- T ke ictures nd ideos, s e to USB fl sh disk
- Autom tic white b l nce nd ex osure
- Brightness, contr st r tio nd g in re djust ble

STANDARD DELIVERY

Main unit	1 c
Rotation controller	1 c
X-Y metal stage	1 c
16G USB flash disk	1 c
White/black plate	1 c
Mouse	1 c
Power adapter	2 cs

https://precishop.hu

3D MANUAL ROTATION MICROSCOPE
CODE 5313-S407

TAKE PICTURES AND VIDEOS

SUITABLE TO CHECK CONVEX OBJECTS AND WALL OF HOLES

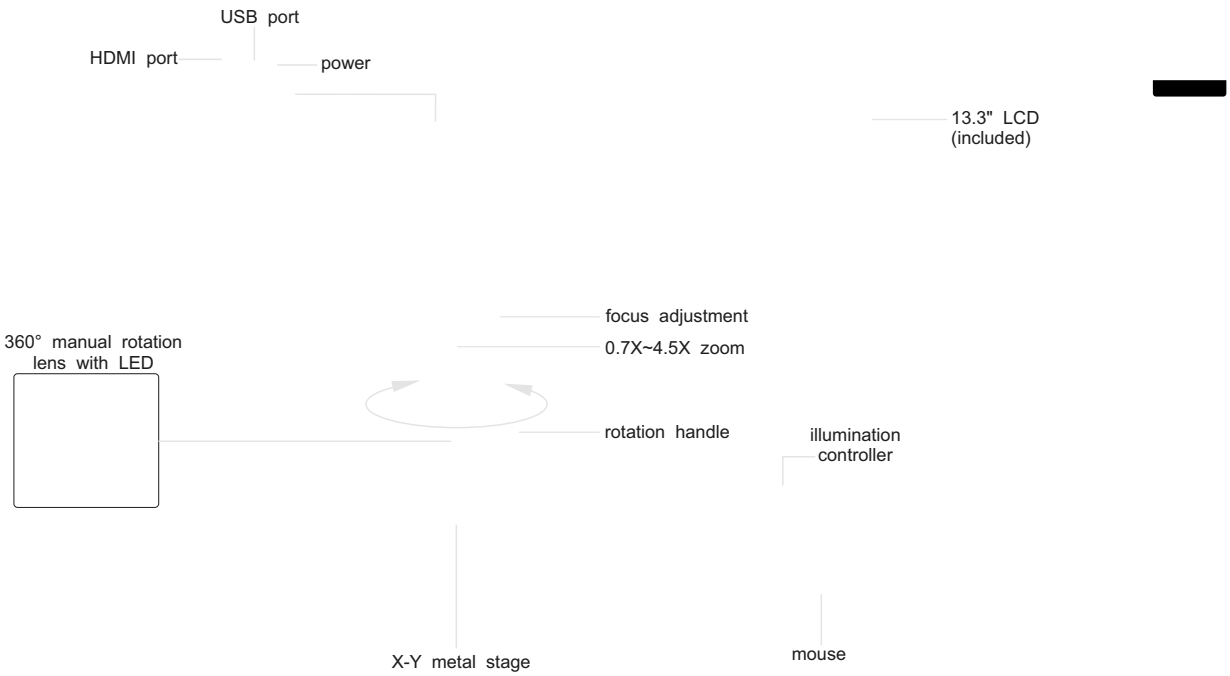

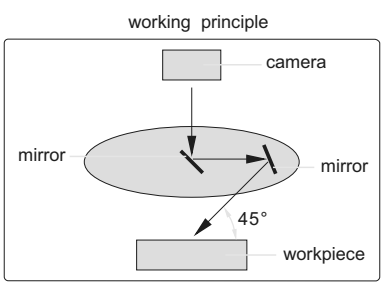

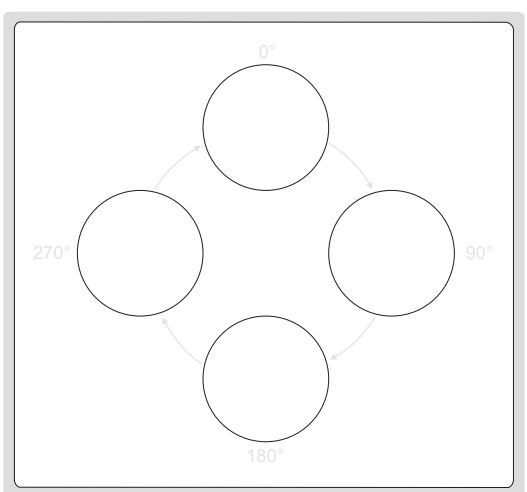

360° rotation observation

SPECIFICATION

Magnification	18X~120X
View field	2.4×1.5mm~16×9mm
Focus distance	20mm
View angle	45°
Sensor	1/2.8" CMOS
Pixel	2M
Resolution	1920×1080
Frame rate	60fps
Output	HDMI
Power supply	220V, 50/60Hz
Dimension (L×W×H)	570×300×430mm
Weight	10kg

STANDARD DELIVERY

Main unit	1 pc
X-Y metal stage	1 pc
1 5G USB flash disk	1 pc
White/black plate	1 pc
Mouse	1 pc
Power adapter	2 pcs

https://precishop.hu

MEASUREMENT | TAKE PICTURES

BUILT-IN SOFTWARE WITHOUT COMPUTER

POPULAR MODEL

DIGITAL MEASURING MICROSCOPE (BASIC TYPE)
CODE 5318-MD 50

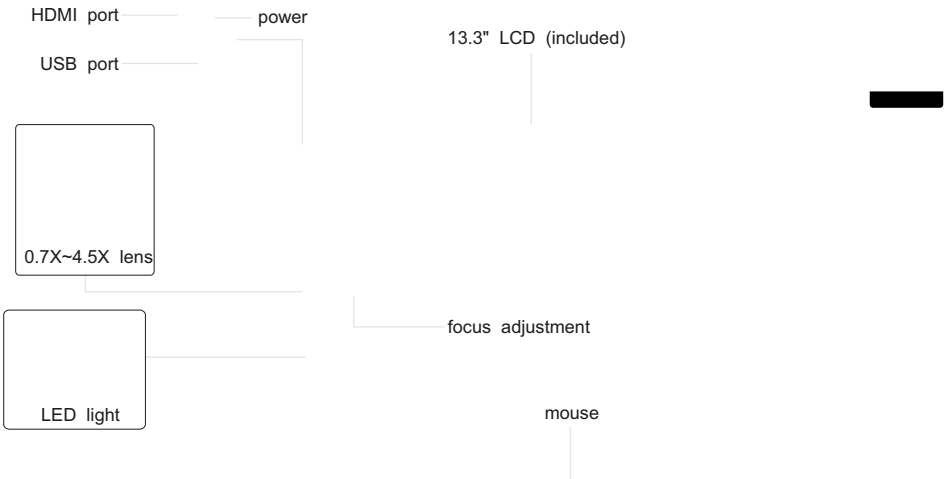

- 1080P high-definition image
- Built-in software without computer, operated by mouse
- Take pictures, save to USB flash disk
- Measurement results can be sent to Excel
- Brightness, contrast ratio, gain are adjustable



16G USB flash disk (included)



white/black plate (included)

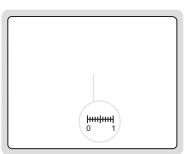

glass calibration rule (graduation 0.1mm, included)

SPECIFICATION

Magnification	12.5X~80X
Sensor	1/2.8" CMOS
Pixel	2M
Resolution	1920×1080
Frame rate	60fps
Measuring accuracy	±0.02mm
Lines	cross lines, scale lines (number, color and position of lines are adjustable)
Output	HDMI
Power supply	power adapter
Dimension (L×W×H)	380×260×350mm
Weight	4.5kg

MAGNIFICATION AND VIEW FIELD

Auxiliary objective	Specification	Camera adapter
		0.5X (included)
0.5X (optional)	magnification	6.2~40X
	view field	47×26~7.4×4mm
1X (included)	magnification	12.5~80X
	view field	23.5×13~3.7×2mm
2X (optional)	magnification	25~160X
	view field	11.8×6.5~1.8×1mm

STANDARD DELIVERY

Main unit	1 pc
0.5X camera adapter	1 pc
1X auxiliary objective	1 pc
White/black plate	1 pc
Glass calibration rule	1 pc
1 5G USB flash disk	1 pc
Mouse	1 pc
HDMI cable	1 pc
Power adapter	3 pcs

MEASURING SOFTWARE (INCLUDED)

auxiliary tools

measuring tools

calibration

lines

real-time image

OPTIONAL ACCESSORY

0.5X auxiliary objective	5318-OB05X
2X auxiliary objective	5318-OB2X

https://precishop.hu

DIGITAL MEASURING MICROSCOPES

BUILT-IN SOFTWARE WITHOUT COMPUTER | MEASUREMENT | TAKE PICTURES



0.5X camera adapter (included)

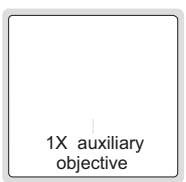

1X auxiliary objective (included)

calibration plate (included)

16G USB flash disk (included)



1X camera adapter (**optional**)



2X auxiliary objective (**optional**)

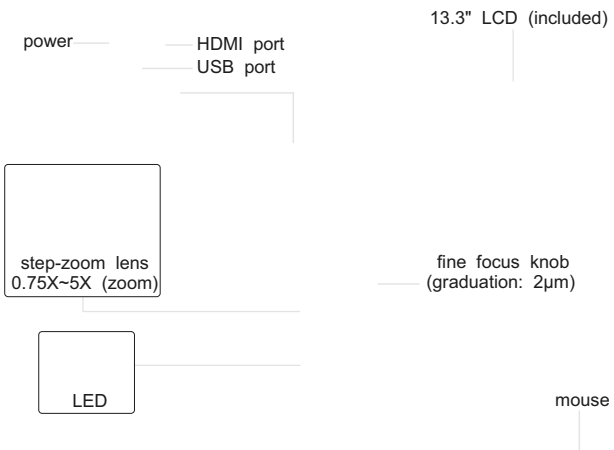

ISM-DL300 (without contour illumination)

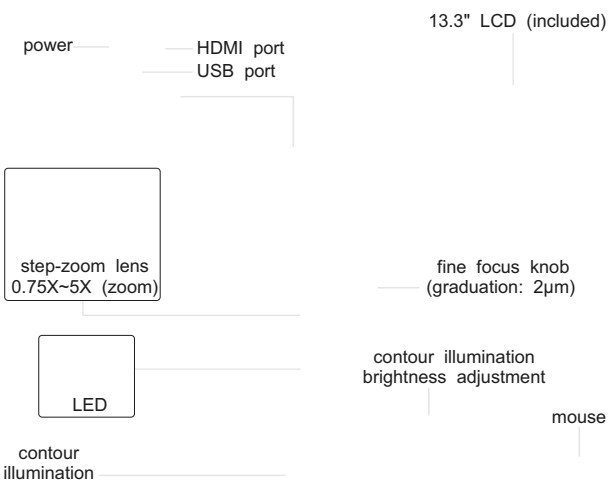

ISM-DL301 (with contour illumination)

- 1080P high-definition image
- Built-in software without computer, operated by mouse
- Take pictures, save to USB flash disk
- Measurement results can be sent to Excel
- Automatic white balance and exposure
- Brightness, contrast ratio, gain are adjustable

SPECIFICATION

Code	ISM-DL300 (without contour illumination)	ISM-DL301 (with contour illumination)
Magnification	15X~100X	
Sensor	1/2" CMOS	
Pixel	2M	
Resolution	1920×1080	
Frame rate	60fps	
Output	HDMI	
Power supply	power adapter	
Dimension (L×W×H)	570×300×430mm	
Weight	6.5kg	

To be continued

https://precishop.hu

Continued from previous page

STANDARD DELIVERY

Code	ISM-DL300	ISM-DL301
Main unit	1 pc	1 pc
0.5X camera adapter	1 pc	1 pc
1X auxiliary objective	1 pc	1 pc
Calibration plate	1 pc	1 pc
1 5G USB flash disk	1 pc	1 pc
White/black plate	1 pc	1 pc
Mouse	1 pc	1 pc
HDMI cable	1 pc	1 pc
Power adapter	2 pcs	3 pcs

OPTIONAL ACCESSORY

1X camera adapter	ISM-DL-CA1X
2X auxiliary objective	ISM-DL-OB2X
X-Y glass stage (travel: 100 ×8 5mm)	ISM-DL-STAGE
X-Y metal stage	ISM-DL-STAGE1
LED light	page 626~627
Auxiliary objective	page 628

MAGNIFICATION AND MEASURING ACCURACY

Objective magnification	Image magnification	Measuring accuracy*
0.75X	15X	±8μm
1X	20X	±7μm
1.5X	30X	±6μm
2X	40X	±6μm
2.5X	50X	±6μm
3X	60X	±5μm
3.5X	70X	±5μm
4X	80X	±4μm
4.5X	90X	±4μm
5X	100X	±4μm

* When measuring the contour of workpieces, please use **ISM-DL301** to ensure accuracy.

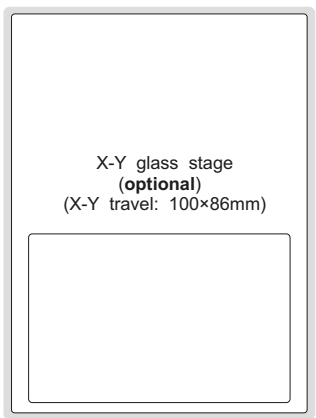

MAGNIFICATION, FOCUS DISTANCE AND VIEW FIELD

Auxiliary objective	Specification	Camera adapter	
		0.5X (included)	1X (optional)
1X (included)	magnification	15~100X	30~200X
	focus distance	70±2mm	70±2mm
	view filed	16×11~2.5×1.6mm	7.8×5.3~1.2×0.8mm
2X (optional)	magnification	30~200X	60~400X
	focus distance	29±2mm	29±2mm
	view filed	7.8×5.3~1.2×0.8mm	3.8×2.7~0.6×0.4mm

SOFTWARE (INCLUDED)

▪ Refer to page 623 for details

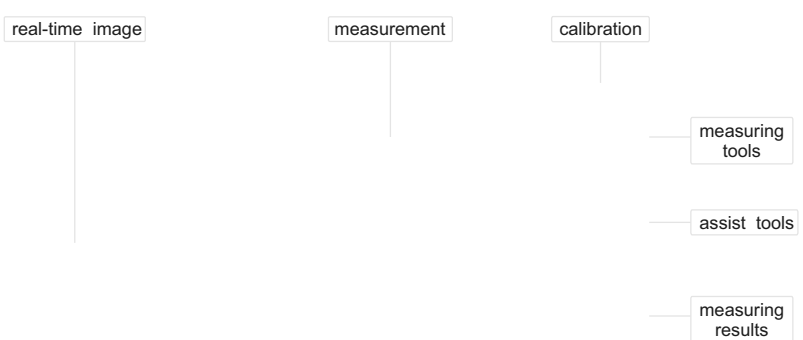

https://precishop.hu

HIGH MAGNIFICATION MEASURING MICROSCOPE
CODE ISM-DL302

SOFTWARE IS INCLUDED, REFER TO PAGE 623 FOR DETAILS

OBSERVATION AND MEASUREMENT AT HIGH MAGNIFICATION

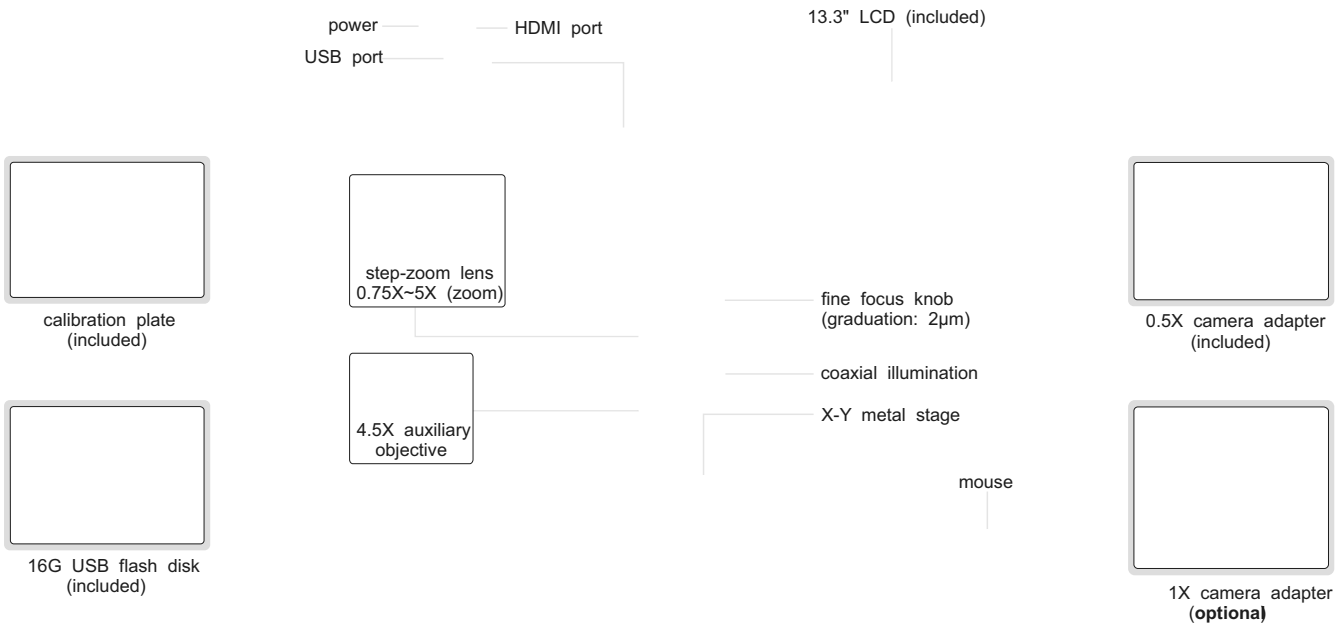

- 1080P high-definition image
- Maximum 1000X optical magnification (using camera adapter 1X, optional)
- Built-in software without computer, operated by mouse
- Solid base and column to avoid lens shaking during focusing
- Software is included, refer to page 623 for details

SPECIFICATION

Magnification	78X~504X
Sensor	1/2" CMOS
Pixel	2M
Resolution	1920×1080
Frame rate	60fps
Output	HDMI
Power supply	power adapter
Dimension (L×W×H)	570×300×430mm
Weight	15kg

SATNDARD DELIVERY

Main unit	1 pc
0.5X camera adapter	1 pc
4.5X auxiliary objective	1 pc
Calibration plate	1 pc
1 5G USB flash disk	1 pc
Mouse	1 pc
HDMI cable	1 pc
X-Y metal stage	1 pc

OPTIONAL ACCESSORY

1X camera adapter	ISM-DL-CA1X
LED light	page 626~627

MAGNIFICATION AND MEASURING ACCURACY

Objective magnification	Image magnification	Measuring accuracy
0.75X	78X	±5μm
1X	102X	±4μm
1.5X	153X	±4μm
2X	204X	±4μm
2.5X	255X	±4μm
3X	305X	±4μm
3.5X	356X	±4μm
4X	408X	±4μm
4.5X	458X	±4μm
5X	504X	±4μm

MAGNIFICATION, FOCUS DISTANCE AND VIEW FIELD

Camera adapter	0.5X (included)	1X (optional)
Magnification	78~504X	156~1008X
Focus distance	14±2mm	14±2mm
View field	2.8×1.7~0.5×0.3mm	1.4×0.9~0.3×0.2mm

https://precishop.hu

BUILT-IN SOFTWARE WITHOUT COMPUTER | TAKE PICTURES | MEASUREMENT

4 C DIGITAL MEASURING MICROSCOPE
CODE 5310-DL401

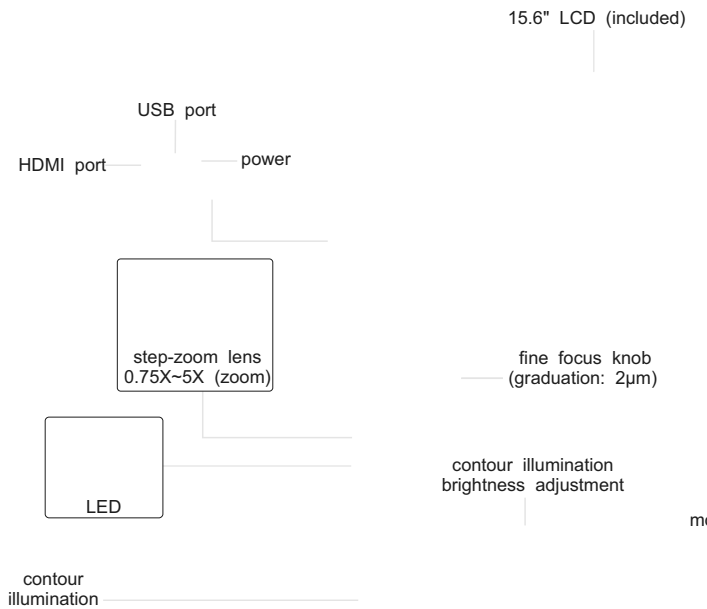

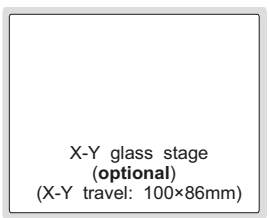

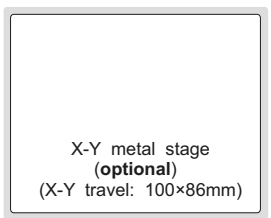



calibration plate
(included)

16G USB flash disk
(included)

- 4K high-definition image
- Built-in software without computer, operated by mouse
- Take pictures, save to USB flash disk
- Measurement results can be sent to Excel
- Automatic white balance and exposure
- Brightness, contrast ratio, gain are adjustable

0.5X camera adapter
(included)

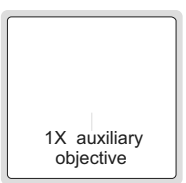

1X auxiliary objective
(included)



1X camera adapter
(**optional**)



2X auxiliary objective
(**optional**)

SPECIFICATION

Magnification	17.6X~120X
Sensor	1/2.3" CMOS
Pixel	8M
Resolution	3840×2160
Frame rate	4K: 30fps, 1080P: 60fps
Output	HDMI
Power supply	power adapter
Dimension (L×W×H)	570×300×430mm
Weight	6.5kg

To be continued

https://precishop.hu

Continued from previous page

MAGNIFICATION, VIEW FIELD AND MEASURING ACCURACY

Objective magnification	Image magnification	View field	Measuring accuracy
0.75X	17.6X	19.5×11.5mm	±5μm
1X	23.7X	14.0×8.0mm	±5μm
1.5X	36.6X	9.0×5.0mm	±5μm
2X	49X	7.0×4.0mm	±5μm
2.5X	62X	5.5×3.0mm	±4μm
3X	73X	4.5×2.5mm	±4μm
3.5X	85X	4.0×2.2mm	±4μm
4X	97X	3.5×2.0mm	±3μm
4.5X	109X	3.0×1.8mm	±3μm
5X	120X	2.7×1.5mm	±3μm

STANDARD DELIVERY

Main unit	1 pc
0.5X camera adapter	1 pc
1X auxiliary objective	1 pc
Calibration plate	1 pc
1 5G USB flash disk	1 pc
White/black plate	1 pc
Mouse	1 pc
HDMI cable	1 pc
Power adapter	3 pcs

OPTIONAL ACCESSORY

1X camera adapter	**ISM-DL-CA1X**
2X auxiliary objective	**ISM-DL-OB2X**
X-Y glass stage (travel: 100 ×8 5mm)	**ISM-DL-STAGE**
X-Y metal stage (travel: 100×8 5mm)	**ISM-DL-STAGE1**
LED light	page 626~627
Auxiliary objective	page 628

SOFTWARE (INCLUDED)

■ Refer to page 623 for details

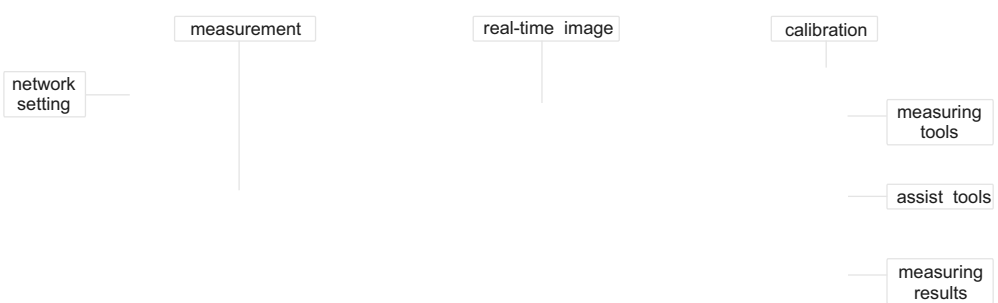

https://precishop.hu

MOTORIZED FOCUS STACKING

BUILT-IN SOFTWARE WITHOUT COMPUTER

MOTORIZED FOCUS ST CKING MICROSCOPE (RGE DEPTH OF VIEW) CODE ISM-D 520

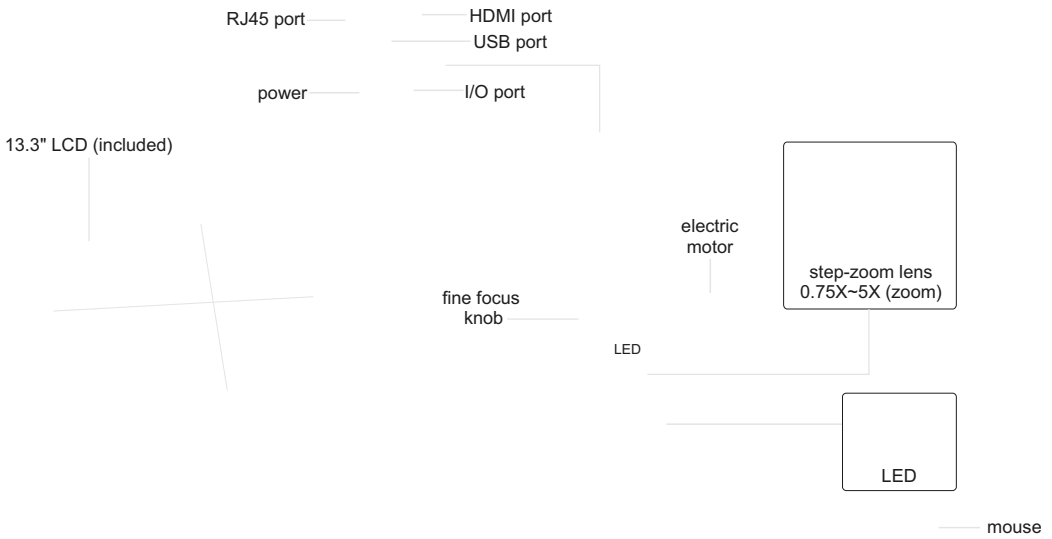

- 1080P high-definition image
- Built-in software without computer, operated by mouse
- Take pictures, save to USB flash disk
- Measurement results can be sent to Excel
- Automatic white balance and exposure
- Motorized focus stacking
- Send photos and measurement data via ethernet (TCP/IP)
- Name photos and measurement data files with serial number of workpieces read by scanner

SPECIFIC TION

Magnification	24.5X~204.5X
View field	2.8×1.6~18×10mm
Focus distance	65mm
Sensor	1/1.2" CMOS
Pixel	2M
Resolution	1920×1080
Frame rate	30fps
Output	RJ45
Power supply	power adapter
Dimension (×W×H)	320×260×500mm
Weight	7kg



To be continued

https://precishop.hu

Continued from previous page



calibration plate
(included)

16G USB flash disk
(included)

ST ND RD DE IVERY

Main unit	1 pc
1X camera adapter	1 pc
1X auxiliary objective	1 pc
Calibration plate	1 pc
16G USB flash disk	1 pc
Mouse	1 pc
ED ring light	1 pc
White/black plate	1 pc
Power adapter	3 pcs

M GNIFIC TION ND ME SURING CCUR CY

Objective magnification	Image magnification	Measuring accuracy
0.6X	24.5X	±8μm
0.8X	32.7X	±7μm
1X	40.9X	±6μm
1.5X	61.3X	±6μm
2X	81.8X	±6μm
2.5X	102.2X	±5μm
3X	122.7X	±5μm
3.5X	143.1X	±4μm
4X	163.6X	±4μm
4.5X	184.0X	±4μm
5X	204.5X	±4μm

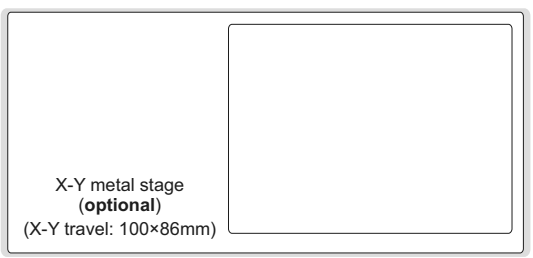

OPTION CCESSORY

X-Y metal stage (travel: 100×86mm)	ISM-D -ST GE1

SOFTW RE (INC UDED)

■ Refer to page 623 for details



https://precishop.hu

BUILT-IN SOFTWARE WITHOUT COMPUTER

FOCUS STACKING

M NU FOCUS ST CKING MICROSCOPE (RGE DEPTH OF VIEW) CODE ISM-D 510

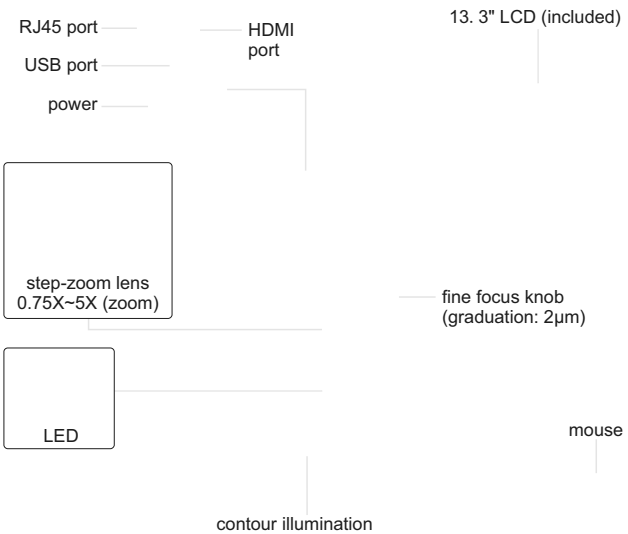



- 1080P high-definition image
- Built-in software without computer, operated by mouse
- Take pictures, save to USB flash disk
- Measurement results can be sent to Excel
- Automatic white balance and exposure
- Focus stacking
- Send photos and measurement data via ethernet (TCP/IP)
- Name photos and measurement data files with serial number of workpieces read by scanner

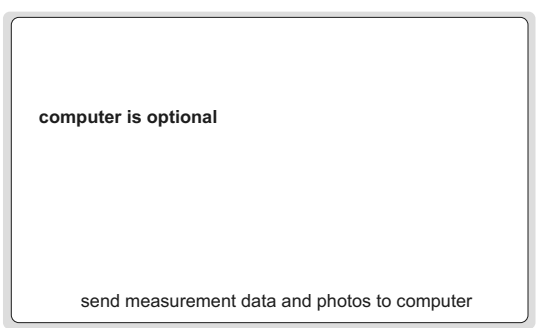

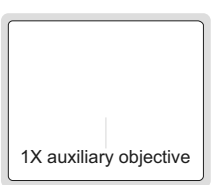

1X auxiliary objective (included)



2X auxiliary objective (**optional**)

0.5X camera adapter (included)



1X camera adapter (**optional**)

SPECIFIC TION

Magnification	15X~100X
Sensor	1/2" CMOS
Pixel	2M
Resolution	1920×1080
Frame rate	60fps
Output	HDMI
Power supply	power adapter
Dimension (×W×H)	570×300×430mm

To be continued

https://precishop.hu

Continued from previous page

ST ND RD DE IVERY

Main unit	1 pc
0.5X camera adapter	1 pc
1X auxiliary objective	1 pc
Calibration plate	1 pc
16G USB flash disk	1 pc
White/black plate	1 pc
Mouse	1 pc
Power adapter	3 pcs

OPTION CCESSORY

1X camera adapter	ISM-D -C 1X
2X auxiliary objective	ISM-D -OB2X
X-Y glass stage (travel: 100×86mm)	ISM-D -ST GE
Scanner and hub	7328-SC N
ED light	page 626~627
uxiliary objective	page 628

M GNIFIC TION ND ME SURING CCUR CY

Objective magnification	Image magnification	Measuring accuracy
0.75X	15X	±8μm
1X	20X	±7μm
1.5X	30X	±6μm
2X	40X	±6μm
2.5X	50X	±6μm
3X	60X	±5μm
3.5X	70X	±5μm
4X	80X	±4μm
4.5X	90X	±4μm
5X	100X	±4μm

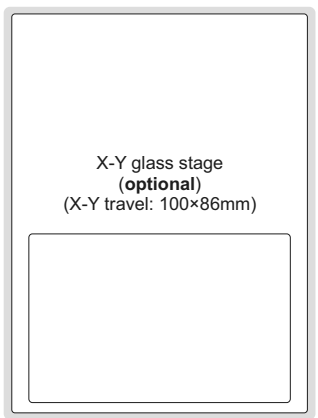

M GNIFIC TION, FOCUS DIST NCE ND VIEW FIE D

uxiliary objective	Specification	Camera adapter	
		0.5X (included)	1X (optional)
1X (included)	magnification	15~100X	30~200X
	focus distance	70±2mm	70±2mm
	view filed	16×11~2.5×1.6mm	7.8×5.3~1.2×0.8mm
2X (optional)	magnification	30~200X	60~400X
	focus distance	29±2mm	29±2mm
	view filed	7.8×5.3~1.2×0.8mm	3.8×2.7~0.6×0.4mm

SOFTW RE (INC UDED)

- Refer to page 623 for details

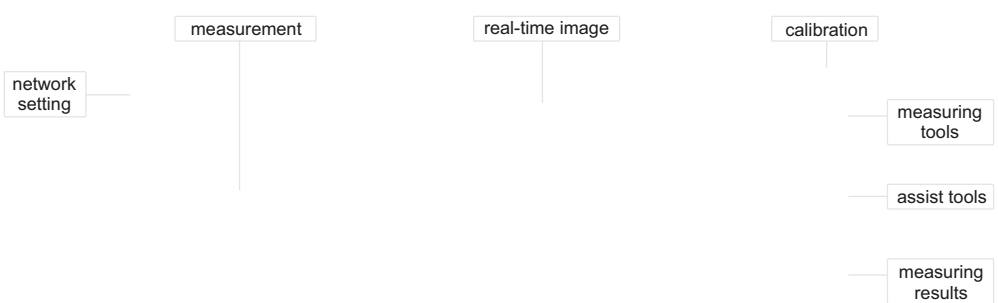

https://precishop.hu

BUILT-IN SOFTWARE WITHOUT COMPUTER

TAKE PICTURES

HORIZONT MICROSCOPE
CODE 5316-HM810

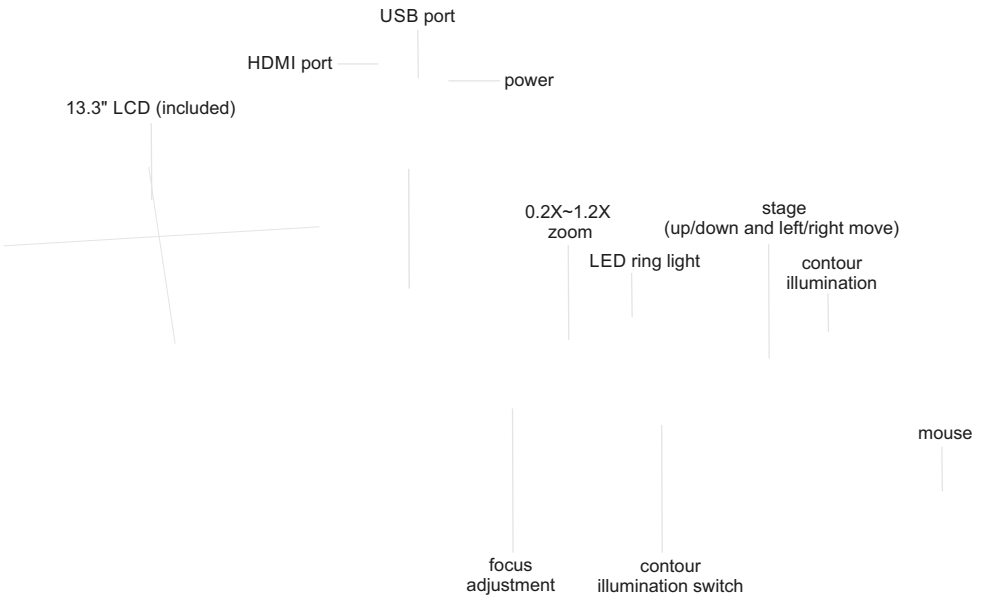

- 1080P high-definition image
- Built-in software without computer, operated by mouse
- Take pictures, save to USB flash disk
- Automatic white balance and exposure
- Brightness, contrast ratio, gain are adjustable
- Display cross hair (blue/green/red/yellow/black/brown colors)

plastic calibration rule (included, graduation 1mm)

16G USB flash disk (included)

SPECIFIC TION

Magnification	10.5X~62.5X
View field	4.5×2.5~28×12.3mm
Focus distance	115mm
Measuring accuracy	±0.02mm
Sensor	1/2.8" CMOS
Pixel	2M
Resolution	1920×1080
Frame rate	1080P: 60fps/50fps
Output	HDMI
Power supply	110/220V, 50/60Hz
Dimension (×W×H)	500×200×200mm
Weight	7kg

ST ND RD DE IVERY

Main unit	1 pc
1X camera adapter	1 pc
1X auxiliary adapter	1 pc
Plastic calibration rule	1 pc
16G USB flash disk	1 pc
Mouse	1 pc
ED ring light	1 pc

SOFTW RE (INC UDED)



https://precishop.hu

F EXIB E RM UTO FOCUS DIGIT MICROSCOPES

AUTO FOCUS

TAKE PICTURES AND VIDEOS

MEASUREMENT

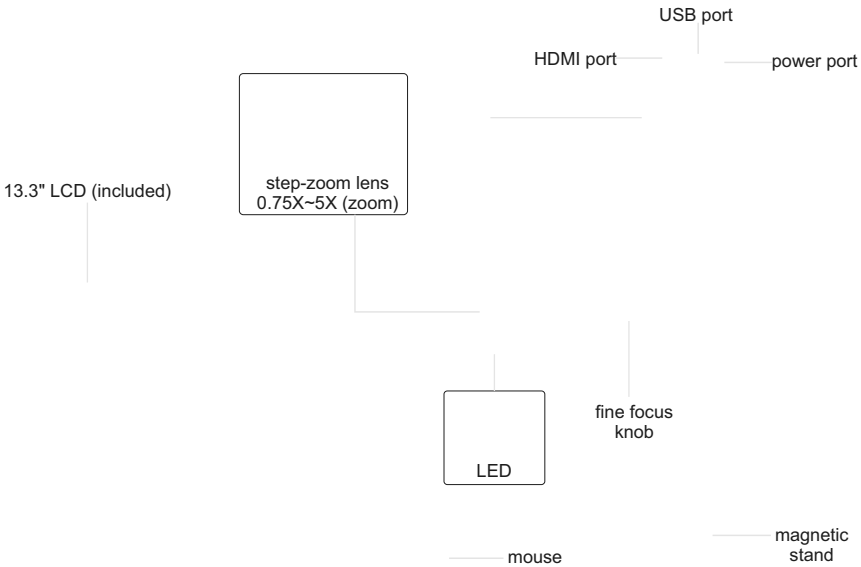

5317- F109

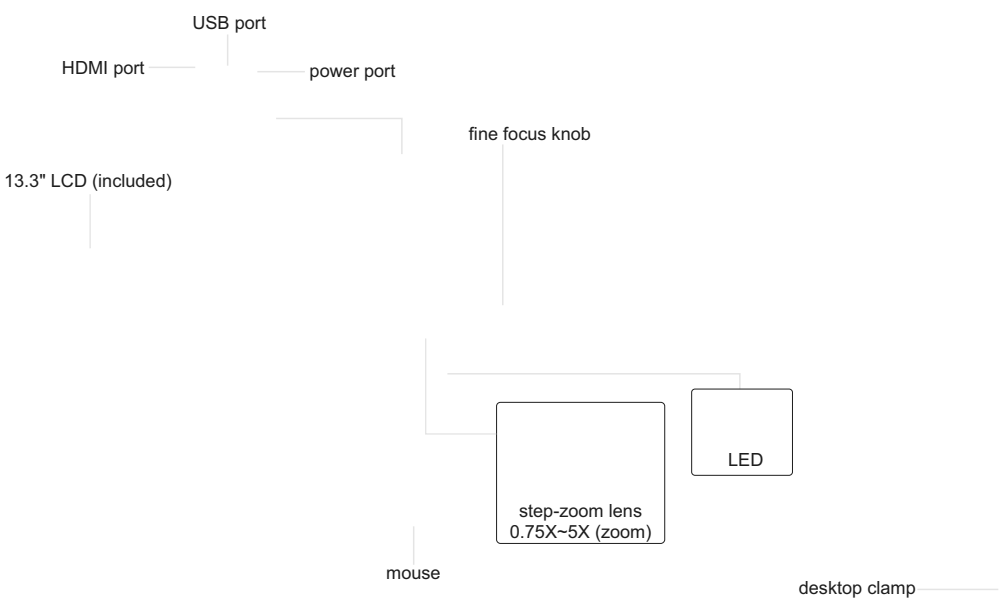

5317- F110

- 1080P high-definition image
- Auto focus camera
- Take pictures and videos, saved to USB flash disk
- Picture review, picture compare
- Automatic exposure and white balance
- Brightness, contrast ratio, gain are adjustable
- Display cross hair (blue/green/red/yellow/black/ brown colors)
- Built-in software without computer, operation by mouse
- Flexible arm

display cross hair (blue/green/red/yellow/ black/brown colors)

To be continued

https://precishop.hu

Continued from previous page

SPECIFIC TION

Code	5317- F109 (with magnetic stand)	5317- F110 (with desktop clamp)
Magnification	20X~123X	
Sensor	1/2.8" CMOS	
Pixel	2M	
Resolution	1920×1080	
Frame rate	60fps	
Power supply	power adapter	
Dimension (height)	480mm	600mm
Weight	5.6kg	8.5kg

calibration plate (included)

16G USB flash disk (included)

0.5X camera adapter (included)



1X auxiliary objective (included)

M GNIFIC TION, FOCUS DIST NCE ND VIEW FIE D

uxiliary objective	Specification	Camera adapter	
		0.5X (included)	1X (optional)
1X (included)	magnification	20~123X	40~246X
	focus distance	48~84mm	48~84mm
	view field	13×7~2.2×1mm	6.3×3.5~1.1×0.5mm
	measuring accuracy	±0.02mm	±0.02mm
2X (optional)	magnification	40~246X	80~492X
	focus distance	24~42mm	24~42mm
	view field	6.5×3.5~1.1×0.5mm	3.3×1.8~0.6×0.3mm
	measuring accuracy	±0.02mm	±0.02mm

ST ND RD DE IVERY

Main unit	1 pc
0.5X camera adapter	1 pc
1X auxiliary objective	1 pc
Calibration plate	1 pc
16G USB flash disk	1 pc
White/black plate	1 pc
Mouse	1 pc
HDMI cable	1 pc
Power adapter	2 pcs

UTO FOCUS DIST NCE

Zoom objective scale	0.75X	1X	1.5X	2X	2.5X
uto focus distance	48~84mm	50~78mm	55~73mm	62~71mm	65~70mm

Zoom objective scale	3X	3.5X	4X	4.5X	5X
uto focus distance	66~70mm	67~70mm	68~70mm	68~70mm	68~70mm

OPTION CCESSORY

1X camera adapter	ISM-D -C 1X
2X auxiliary objective	ISM-D -OB2X
uxiliary objective	page 628

25

ME SURING SOFTW RE (INC UDED)

assist tools

measuring tools

calibration

measuring results

real-time image

https://precishop.hu

DIGIT ME SURING MICROSCOPE (B SIC TYPE)
CODE 5307-ID100

ELECTRONIC MAGNIFICATION FEEDBACK LENS

BUILT-IN SOFTWARE WITHOUT COMPUTER

- Electronic magnification feedback lens: when the objective lens magnification is changed manually, the software automatically selects the corresponding pre-calibration data and calibration is not needed
- Two methods of LED brightness adjustment, knob adjustment and software adjustment
- Built-in software without computer, operated by mouse
- Take pictures, save to USB flash disk
- Measuring results can be sent to Excel

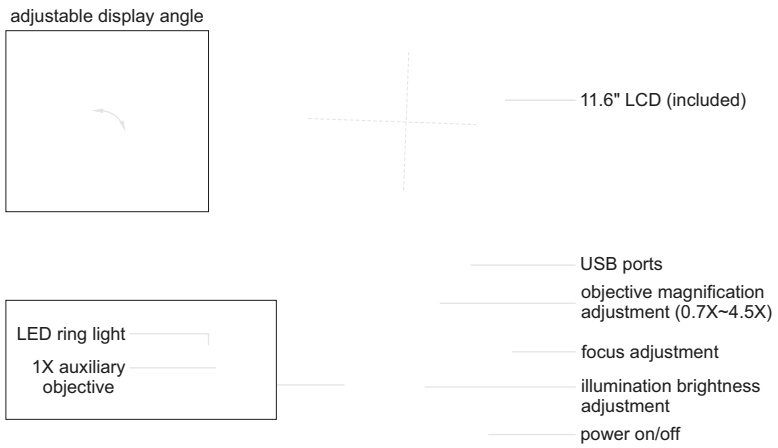

SPECIFIC TION

Sensor	1/2" CMOS
Pixel	2M
Resolution	1920×1080
Magnification	12~77X
Focus distance	65mm
View field	3.2×1.8~20.9×11.7mm
Max. workpiece height	60mm
Frame rate	60fps
Output	USB/HDMI
Power supply	power adapter
Dimension (×W×H)	260×320×500mm
Weight	5.2kg

M GNIFIC TION ND ME SURING CCUR CY

Objective magnification	Magnification	Measuring accuracy
0.7X	12X	±9μm
1X	17X	±9μm
1.5X	26X	±8μm
2X	35X	±7μm
2.5X	43X	±7μm
3X	51X	±7μm
3.5X	60X	±6μm
4X	68X	±6μm
4.5X	77X	±5μm

ST ND RD DE IVERY

Main unit	1 pc
Calibration plate	1 pc
Power adapter	1 pc
Mouse	1 pc
16G USB flash disk	1 pc

OPTION CCESSORY

0.5X auxiliary objective	5307-ID100 -OB05X
0.75X auxiliary objective	5307-ID100 -OB075X
2X auxiliary objective	5307-ID100 -OB2X

SOFTW RE (INC UDED)

- Refer to page 623 for details

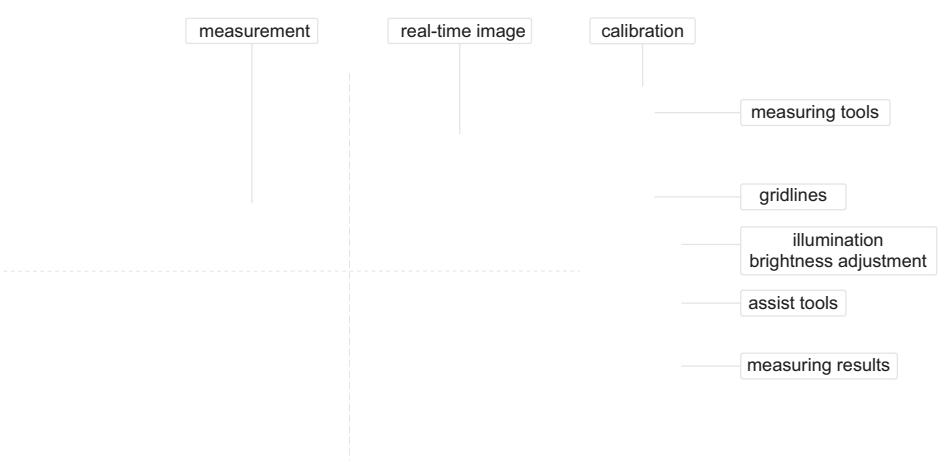

https://precishop.hu

RGE DEPTH OF VIEW DIGIT ME SURING MICROSCOPE (DV NCED TYPE)
CODE 5322-ID250

DUAL SCREEN OPERATION

FOCUS STACKING

ELECTRONIC MAGNIFICATION FEEDBACK LENS

PROGRAMMABLE SEGMENTED RING LIGHT

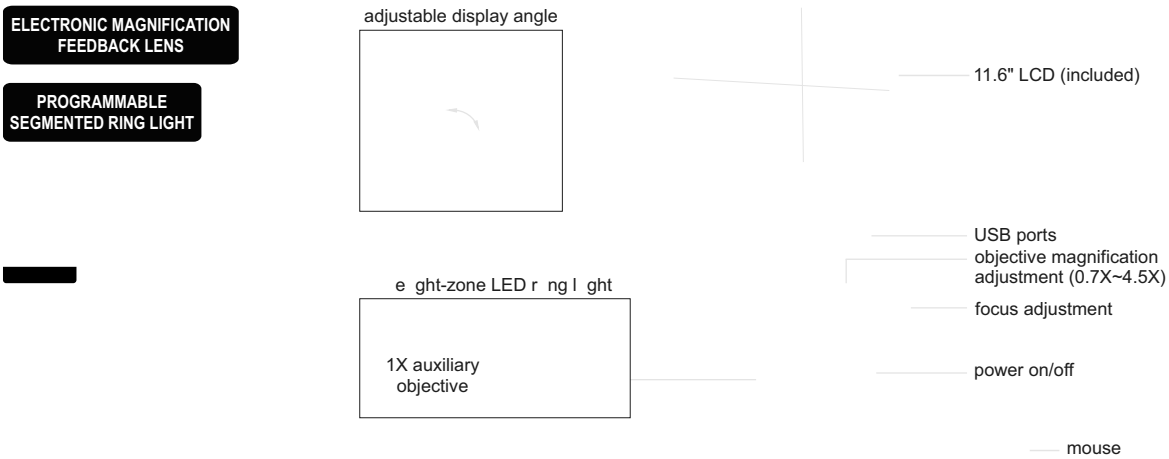

- Electronic magnification feedback lens: when the objective lens magnification is changed manually, the software automatically selects the corresponding pre-calibration data and calibration is not needed
- Send photos and measurement data via ethernet (TCP/IP)
- Digital magnification
- Can be connected to display and computer at the same time
- Take pictures, save to USB flash disk
- Measuring results can be sent to Excel

16G USB flash disk (included)

calibration plate (included)

SPECIFIC TION

Sensor	1/2" CMOS
Pixel	2M
Resolution	1920×1080
Magnification	12~77X
Focus distance	60mm
View field	3.2×1.8~20.9×11.7mm
Max. workpiece height	53mm
Frame rate	60fps
Output	USB/HDMI/LAN
Power supply	power adapter
Dimension (×W×H)	260×320×500mm
Weight	5.2kg

M GNIFIC TION ND ME SURING CCUR CY

Objective magnification	Magnification	Measuring accuracy
0.7X	12X	±9μm
1X	17X	±9μm
1.5X	26X	±8μm
2X	35X	±7μm
2.5X	43X	±7μm
3X	51X	±7μm
3.5X	60X	±6μm
4X	68X	±6μm
4.5X	77X	±5μm

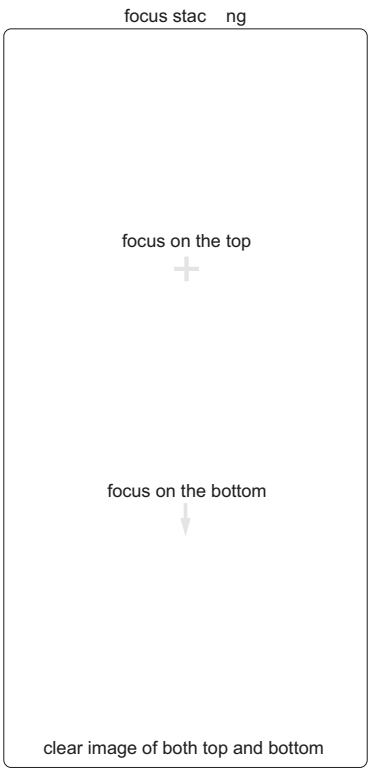

To be continued

https://precishop.hu

Continued from previous page

ST ND RD DE IVERY

Main unit	1 pc
Calibration plate	1 pc
Power adapter	1 pc
Mouse	1 pc
16G USB flash disk	1 pc

OPTION CCESSORY

0.5X auxiliary objective	5307-ID100 -OB05X
0.75X auxiliary objective	5307-ID100 -OB075X
2X auxiliary objective	5307-ID100 -OB2X



SOFTW RE FOR CD (INC UDED)

■ Refer to page 623 for details



S FTWARE F R C MPUTER (INCLUDED)



https://precishop.hu

NO CALIBRATION AFTER ZOOM | TAKE PICTURES AND VIDEOS | MEASUREMENT | MOTORIZED ZOOM | MOTORIZED LIGHT CONTROL | AUTO FOCUS

UTO FOCUS DIGIT MICROSCOPE (PROFESSION TYPE) CODE 5319- F290



- Auto focus camera
- Take pictures and videos
- Built-in measuring software
- Automatic exposure and white balance
- Brightness, contrast ratio, gain are adjustable
- Display actual magnification
- Digital magnification
- Shortcut keyboard operation
- Display cross hair and gridline (blue/green/red/ yellow/black/white colors)

shortcut keyboard (inclued)

Shortcut keyboard fuction

- Take picture: take a picture and save it
- Video: record a video
- Freeze: the image can be frozen
- Manual focus-: reduce the manual focus value
- Manual focus+: increase the manual focus value
- Zoom+: increase the magnification
- Zoom-: reduce the magnification
- AF/MF: switch to auto focus or manual focus
- FBL: center the camera motor
- Mirror: image horizontal flipover
- Flip: image vertical flipover
- Focus: achieve one-key focus
- Zoom 1, 2, 3, 4: save the current magnification
- Brightness+: increase the brightness of the light
- Brightness-: reduce the brightness of the light

SPECIFIC TION

Magnification	27.4X~163X
Sensor	1/2.8" CMOS
Pixel	2M
Measuring accuracy	±0.02mm
Resolution	1920×1080
Frame rate	50/60fps
Output	HDMI
Power supply	power adapter
Dimension (×W×H)	600×280×390mm
Weight	6.5kg

S FTWARE (INCLUDED)

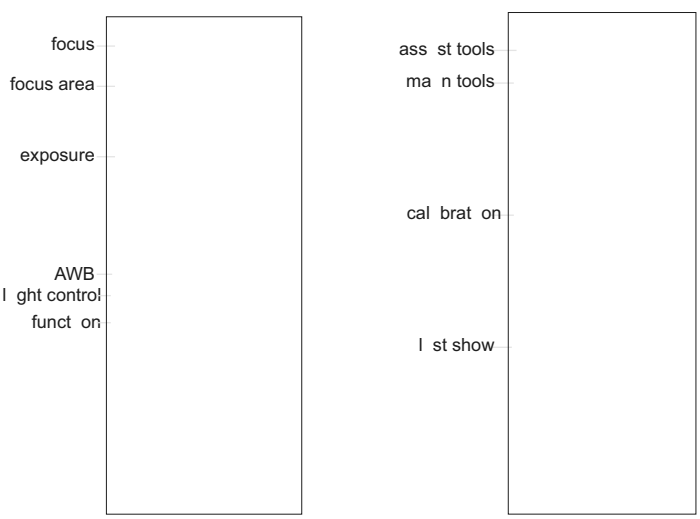

ST ND RD DE IVER Y

Main unit (with stand)	1 pc
21.5" CD	1 pc
16G USB flash disk	1 pc
Mouse	1 pc
HDMI cable	1 pc
Calibration plate	1 pc
White/black plate	1 pc
Shortcut keyboard	1 pc
Power adapter	2 pcs

FOCUS DIST NCE ND VIEW FIE D

Optical magnification*	0.8X	1X	2X	3X	4X	4.76X
Focus distance	88~133mm	88~133mm	98~123mm	103~115mm	108~111mm	108~111mm
View field (mm)	19.4×11~15.8×8.8	15×8.3~12.7×7.2	7.1×4~6.7×3.8	4.8×2.7~4.5×2.5	3.6×2~3.3×1.8	3×1.7~2.8×1.6

* The opt cal zoom lens can be arb trar ly zoomed between 0.8X and 4.76X

https://precishop.hu

CUTTING TOO S MICROSCOPE
CODE ISM-CT820

TAKE PICTURES AND VIDEOS | BUILT-IN SOFTWARE WITHOUT COMPUTER | SPLIT SCREEN DESIGN

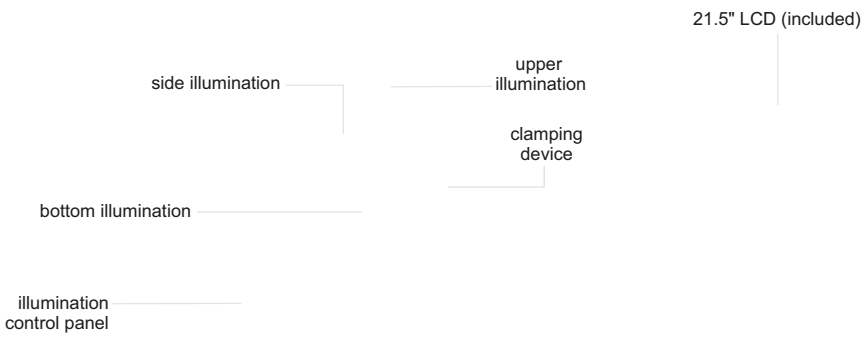

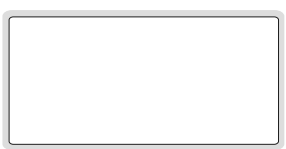
glass calibration plate (included)

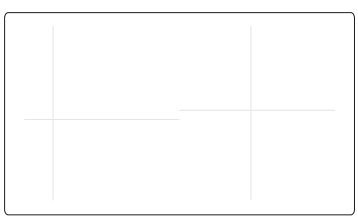
display cross hairs separately (movable)

- Split screen design, zoom in and out independently
- One mouse can operate two cameras
- Display cross hairs
- Brightness, contrast ratio, white balance are adjustable
- Basic measuring tools including point to point, point to line, line to line, angle, three-point circle, etc.

SOFTW RE (INC UDED)





SPECIFIC TION

Cutting tools range	Ø4~12mm, length 30-75mm
ens	step-zoom lens
Output	HDMI
Resolution	1920×1080
Frame rate	60fps
Focus distance	85mm
View field	2×3.5~13.2×23.9mm
Magnification	20-132X
Power supply	AC 100-240V
Dimension (×W×H)	450×300×700mm
Weight	20kg

ST ND RD DE IVER Y

Main unit	1 pc
Display	1 pc
32G USB flash disk	1 pc
Mouse	1 pc
HDMI cable	1 pc
Glass calibration plate	1 pc
nti-dust cover	1 pc

https://precishop.hu

SOFTWARE CAN BE CUSTOMIZED

M ASURING SOFTWAR OF DIGITAL MICROSCOP S

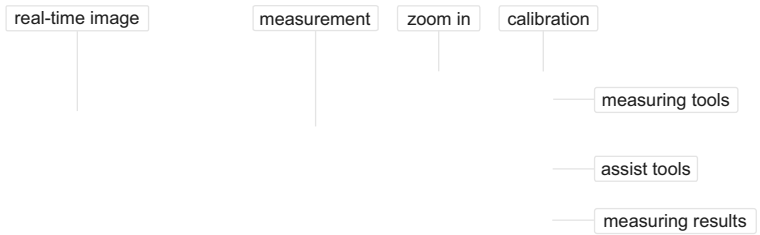

- **Included in digital microscopes (ISM-DL300, ISM-DL301, 5310-DL401, ISM-DL302, ISM-DL510, ISM-DL520, 5307-ID100A)**
- **Language:** Simplified Chinese, Traditional Chinese, English, Korean
- **Calibration:**

- **dge-detection:**

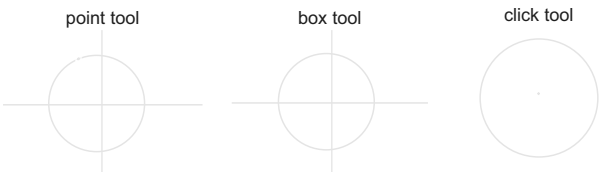

- **Measurement tools:**

measure length of line or distance between two points	measure length of line or distance between two points in horizontal direction	measure length of line or distance between two points in vertical direction
measure angle from horizontal line	measure angle from vertical line	measure angle of two lines
measure distance between two parallel lines	measure distance between two parallel lines	measure distance between multiple parallel lines
measure distance between point and line	measure radius, length and angle of arc	measure girth and area of polygon
measure radius, diameter, girth and area of circle with three points	measure radius, diameter, girth and area concentric of circles	measure length, width, girth and area of rectangle
measure minimum distance between point and circle	measure distance between point and center of circle	measure maximum distance between point and circle
measure minimum distance between line and circle	measure distance between line and center of circle	measure maximum distance between line and circle
measure minimum distance between two circles	measure center distance between two circles	measure maximum distance between two circles
T add text	measure radius, diameter, girth and area of circle with two points	cross hair and graduated cross hair

- **Assist tools:**

manual/automatic point selection	delete images
line width and color settings	export measurement data to U disk
freeze screen	take pictures and save
camera parameter settings	review pictures
layout settings of measurement items	system settings

- **Cross hair:**

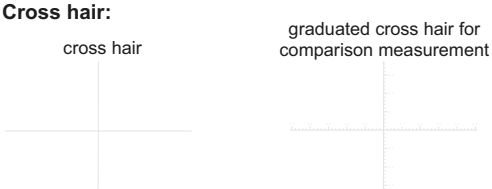

- **Grid comparison measurement:**

full-screen grid for comparison measurement, adjustable grid number

- **Output to xcel:**

- **Comparison:**
  set the standard workpiece as the background image, superimpose the measured workpieces on the image for quick comparison

https://precishop.hu

SMART MICROSCOP
COD ISM-DL400

AUTOMATICALLY LOCATE WORKPIECES REGARDLESS OF POSITION AND DIRECTION

BUILT-IN SOFTWARE WITHOUT COMPUTER

13.3" LCD (included)

camera function

- surface defect detection
- character recognition
- dimension measurement
- color detection
- read barcode
- read QR code
- burr detection
- object counting
- contour matching
- thread measurement

VIDEO

NG: red light

OK: green light

NG: buzzer alarm

sensor switch (triggered when an object passes by within 3cm and a detection is performed, the interval time between triggering and detection is adjustable)

detect different workpieces at one time

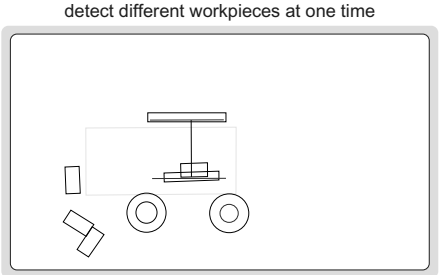

- Automatically identify different workpieces
- Automatically locate workpieces regardless of position and direction
- Built-in software, PLC control input and output interface
- Including multiple detection tools
- Automatically calculate, store the test results and sent to Excel

report showing the perform times of each tool, quantity of OK and NG, the report can be saved

report of each detection is automatically created and saved

SP CIFICATION

Magnification	15X~100X
Resolution	1920×1080
Pixel	2M
Single pixel size	3.75×3.75μm
Frame rate	60fps
Sensor	1/2" CMOS
Chip structure	FPGA+ARM
Operation system	Linux 3.10
Power supply	power adapter
Dimension (L×W×H)	570×300×430mm
Weight	6.5kg

STANDARD D LIV RY

Main unit	1 pc
0.5X camera adapter	1 pc
1X auxiliary objective	1 pc
Calibration plate	1 pc
16G USB flash disk	1 pc
White/black plate	1 pc
HDMI cable	1 pc
Power adapter	3 pcs

MAGNIFICATION, FOCUS DISTANC AND VI W FI LD

Auxiliary objective	Specification	Camera adapter	
		0.5X (included)	1X (optional)
1X (included)	magnification	15~100X	30~200X
	focus distance	70±2mm	70±2mm
	view filed	16×11~2.5×1.6mm	7.8×5.3~1.2×0.8mm
2X (optional)	magnification	30~200X	60~400X
	focus distance	29±2mm	29±2mm
	view filed	7.8×5.3~1.2×0.8mm	3.8×2.7~0.6×0.4mm

OPTIONAL ACC SSORY

1X camera adapter	ISM-DL-CA1X
2X auxiliary objective	ISM-DL-OB2X
L D light	page 626~627
Auxiliary objective	page 628

To be continued

https://precishop.hu

Continued from previous page

■ APPLICATION XAMPL S :

dimension measurement

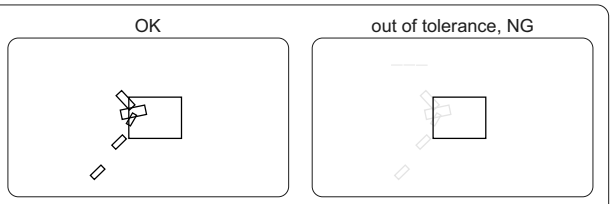

automatically locate and measure, and judge OK or NG

thread measurement

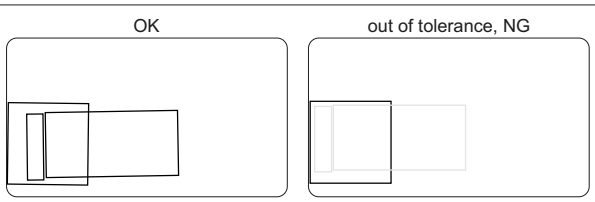

automatically measure major diameter, minor diameter, thread angle, pitch of thread, and judge OK or NG

cutting tools measurement

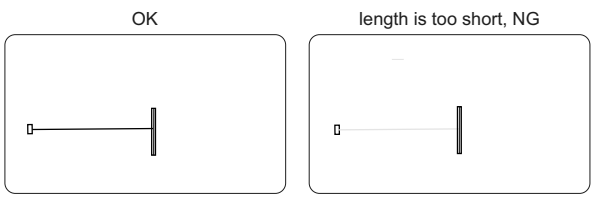

measure length and angle

counting

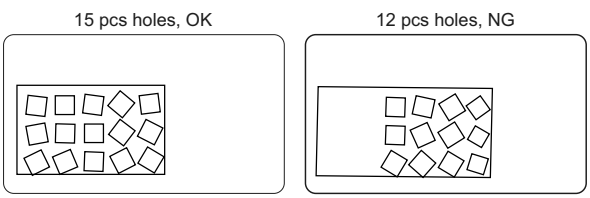

automatically locate and count, and judge OK or NG

existence or absence

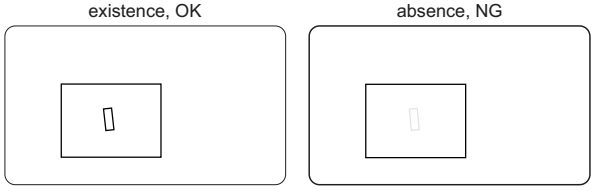

automatically detect the existence or absence of the target

character recognition

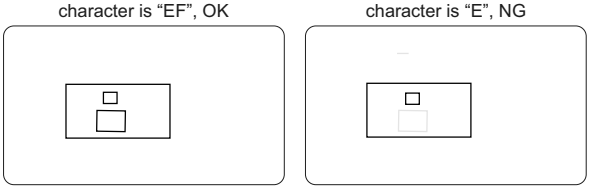

automatically detect letters or numbers in the area, and judge OK or NG

color detection

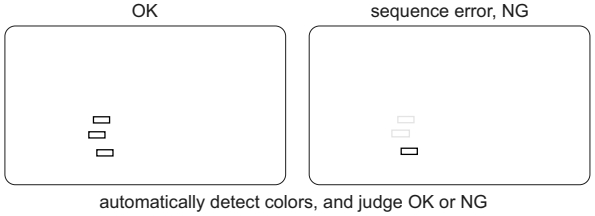

automatically detect colors, and judge OK or NG

location detection

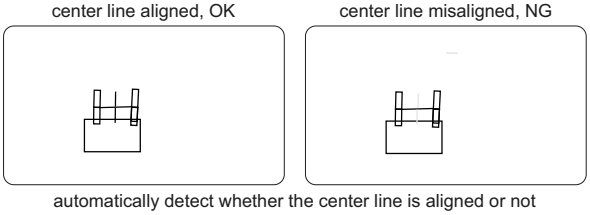

automatically detect whether the center line is aligned or not

surface defect detection

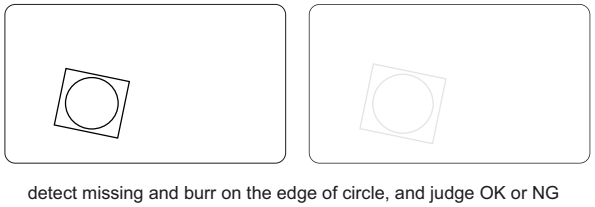

detect missing and burr on the edge of circle, and judge OK or NG

glue detection

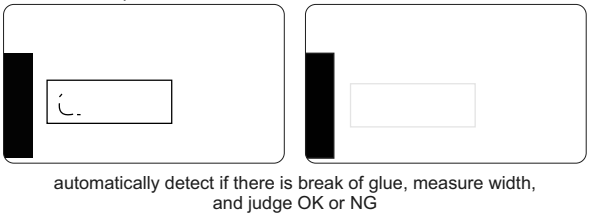

automatically detect if there is break of glue, measure width, and judge OK or NG

https://precishop.hu

X-Y M TAL STAG
COD ISM-DL-STAG 1

- Suitable for digital microscopes **5315-S710, 5301-D400, 5313-S407, 5310-DL401, 5303-AF103, ISM-DL300, ISM-DL301, ISM-DL302, ISM-DL520**

SP CIFICATION

X-Y travel range	100×86mm
Dimension (L×W×H)	180×180×50mm
Weight	2.3kg



L D RING LIGHT
COD ISM-L D-9245R

RED, GREEN, BLUE, INFRARED AND UV LIGHT CAN BE CUSTOMIZED

ATTENSION: MUST BE USED WITH LIGHT BRACKET AND LIGHT CONTROLLER

- Diffuser plate is included to reduce the reflective effect on workpieces
- Suitable for digital microscopes **5303-AF103, 5310-DL401, ISM-DL300, ISM-DL301, ISM-DL302, ISM-DL400, ISM-DL510, 5315-S710**

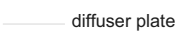

SP CIFICATION

Light color	white
Power supply	24V
Power	5.5W
Angle	45°
Outside/inside diameter	92/52mm

L D SQUAR LIGHT
COD ISM-L D-100L4

RED, GREEN, BLUE, INFRARED AND UV LIGHT CAN BE CUSTOMIZED

ATTENSION: MUST BE USED WITH LIGHT BRACKET AND LIGHT CONTROLLER

- Diffuser plate is included to reduce the reflective effect on workpieces
- Angle and brightness can be adjusted independently
- Suitable for digital microscopes **5303-AF103, 5310-DL401, ISM-DL300, ISM-DL301, ISM-DL302, ISM-DL400, ISM-DL510, 5315-S710**

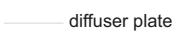

SP CIFICATION

Light color	white
Power supply	24V
Power	10.36W
Angle	0~90°
Dimension (L×W×H)	154×154×30mm

DIGITAL LIGHT CONTROLL R
COD ISM-L D-CTRL

- 256 (0-255) steps of brightness adjustment
- With power off memory function and short circuit protection function
- Suitable for **ISM-L D-100L4, ISM-L D-9245R**

SP CIFICATION

Power supply	100~240V, 50/60HZ
Output power (rated)	60W
Output voltage (rated)	24V
Dimension (L×W×H)	145×118×83mm

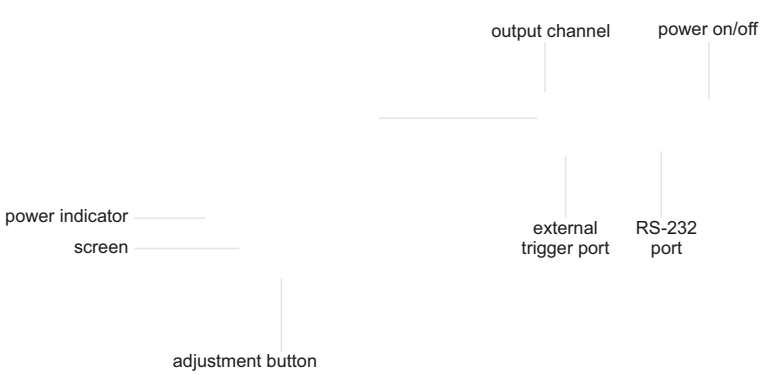

https://precishop.hu

BRACK T FOR LIGHTS
COD ISM-L D-BRACK T

application

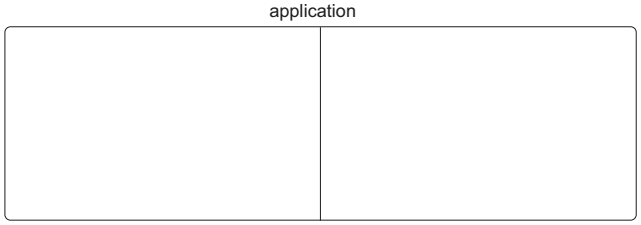

L-shape metal

- 4 pcs L-shape bars are included, multiple combinations can be realized
- Suitable for **ISM-L D-100L4, ISM-L D-9245R**

SP CIFICATION

Size (L×W×H)	260×300×20mm
Weight	0.7kg

DUAL H AD L D LIGHT
COD ISM-ZS-L D

- Adjustable illumination
- For digital and stereo microscopes

application



SP CIFICATION

Power	3W
Power supply	100~240V
Working	10000h
Illumination	10000lux

L D AUXILIARY LIGHT
COD ISM-DL-L D

brightness adjustment knob

illumination direction and brightness are adjustable

- Suitable for digital microscopes **5303-AF103, 5310-DL401, ISM-DL300, ISM-DL301, ISM-DL302, ISM-DL400, ISM-DL510, 5315-S710**

SP CIFICATION

Power	8W
Diameter of mounting hole	Ø25mm
Power supply	10~12V, 0~300mA

COAXIAL LIGHT
COD ISM-DL-COAXIAL

brightness adjustment knob



for smooth surfaces and small holes, brightness is adjustable

- Suitable for digital microscopes **5303-AF103, 5310-DL401, ISM-DL300, ISM-DL301, ISM-DL302, ISM-DL400, ISM-DL510, 5315-S710**

SP CIFICATION

Power	1W
Power supply	0~3.4V, 0~400mA

https://precishop.hu

AUXILIARY OBJ CTIV S

0.3X auxiliary objective* ISM-DL-OB03X	0.5X auxiliary objective* ISM-DL-OB05X	0.75X auxiliary objective* ISM-DL-OB075X	1X auxiliary objective ISM-DL-OB1X	1.5X auxiliary objective ISM-DL-OB1D5X	2X auxiliary objective ISM-DL-OB2X

- Suitable for digital microscopes **5303-AF103, 5310-DL401, ISM-DL300, ISM-DL301, ISM-DL302, ISM-DL400, ISM-DL510, 5315-S710, 5317-AF109, 5317-AF110**

MAGNIFICATION, FOCUS DISTANC AND VI W FI LD (5303-AF103)

Auxiliary objective	Specification	Camera adapter	
		0.5X (included)	1X (optional)
0.3X (optional)	magnification	6~37X	12~74X
	focus distance	120~310mm	120~310mm
	view field	52×30~8×5mm	26×15~4×2.5mm
0.5X (optional)	magnification	10~61X	20~123X
	focus distance	78~230mm	78~230mm
	view field	37×20~5×3mm	18×10~2.5×1.5mm
0.75X (optional)	magnification	15~92X	30~184X
	focus distance	60~125mm	60~125mm
	view field	21×13~3.4×2mm	10×6.5~1.7×1mm
1X (included)	magnification	20~123X	40~246X
	focus distance	48~84mm	48~84mm
	view field	15×8~2.5×1.5mm	7.5×4~1.3×0.7mm
1.5X (optional)	magnification	30~184X	60~368X
	focus distance	36~63mm	36~63mm
	view field	10×6~1.7×1mm	5×3~0.9×0.5mm
2X (optional)	magnification	40~246X	80~492X
	focus distance	24~42mm	24~42mm
	view field	7.5×4~1.3×0.7mm	3.8×2~0.7×0.4mm

MAGNIFICATION, FOCUS DISTANC AND VI W FI LD (ISM-DL300, ISM-DL301, ISM-DL510)

Auxiliary objective	Specification	Camera adapter	
		0.5X (included)	1X (optional)
0.3X (optional)	magnification	5~34X	10~68X
	focus distance	287±2mm	287±2mm
	view field	42×26~6.5×4.5mm	21×13~3.3×2.3mm
0.5X (optional)	magnification	9~56X	18~112X
	focus distance	166±2mm	166±2mm
	view field	25.6×16.8~5×3.5mm	12.8×8.4~2×1.3mm
0.75X (optional)	magnification	13~84X	26~168X
	focus distance	105±2mm	105±2mm
	view field	17×10.5~2.6×1.7mm	8.5×5.3~1.3×0.9mm
1X (included)	magnification	15~100X	30~200X
	focus distance	70±2mm	70±2mm
	view field	16×11~2.5×1.6mm	7.8×5.3~1.2×0.8mm
1.5X (optional)	magnification	26~168X	52~336X
	focus distance	42±2mm	42±2mm
	view field	8.5×5.2~1.3×0.9mm	4.3×2.6~0.7×0.5mm
2X (optional)	magnification	30~200X	60~400X
	focus distance	29±2mm	29±2mm
	view field	7.8×5.3~1.2×0.8mm	3.8×2.7~0.6×0.4mm

*For auxiliary objectives 0.3X, 0.5X, 0.75X, use contour illumination of **ISM-DL301, ISM-DL400, ISM-DL510, 5310-DL401** or LED light

https://precishop.hu

MEASUREMENT

TAKE PICTURES AND VIDEOS

DIGITAL MICROSCOP S

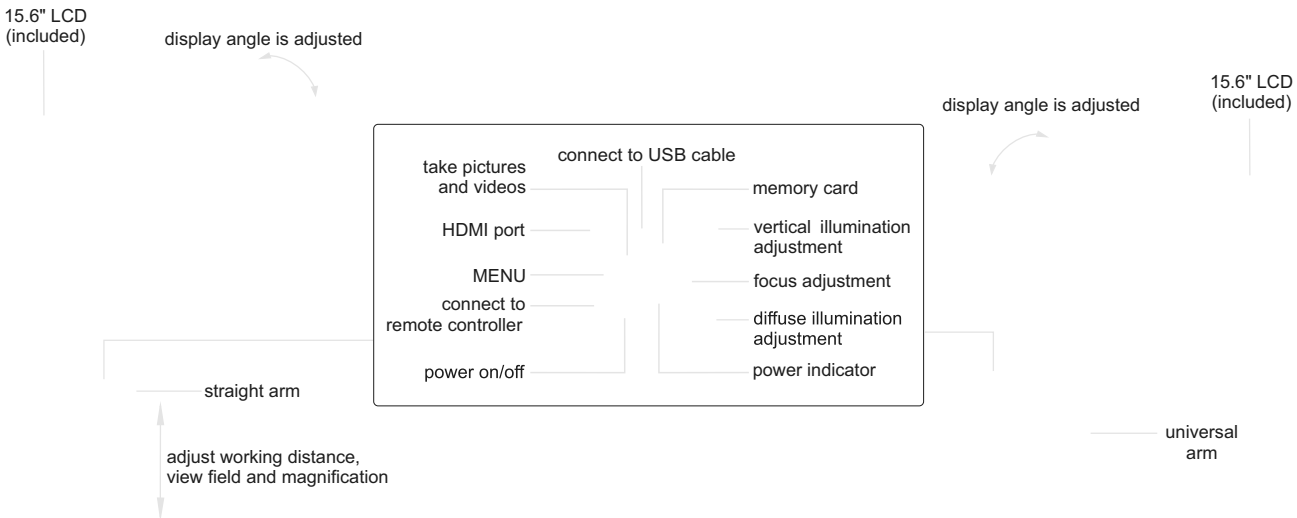

5309-DM50 **5309-DM51**

- Independent control of vertical illumination and diffuse illumination
- Back focus adjustment extends working distance
- Take pictures and videos, save to memory card

VIDEO

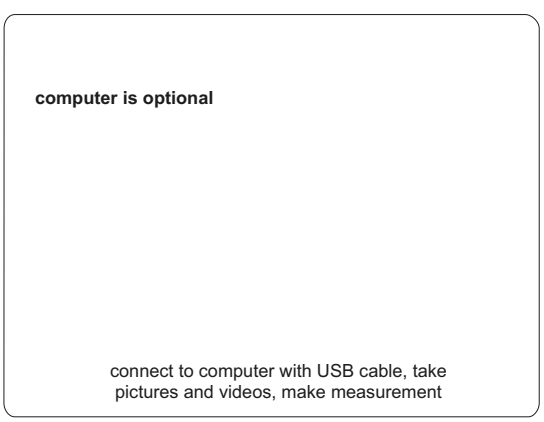

SP CIFICATION

Code	5309-DM50	5309-DM51
Arm type	straight	universal
Sensor	1/2.8" CMOS	
Pixel	2M	
Resolution	1920×1080	
xposure	real-time auto, single auto, manual adjustment	
White balance	real-time auto, single auto, manual RGB adjustment	
Record format	pictures: JPG videos: MOV	
Record media	memory card	
Working distance	45~169mm	42~195mm
Magnification	9~41X	7.6~49.4X
View field	7.6×4~38.5×21.7mm	7×4~45×25mm
Power supply	DC12V 3A	

US COMPUT RS, OPTIONAL

Image magnification	View field	Measuring accuracy
9.0X	38.5×21.7mm	±0.02mm
13.0X	26.6×15.0mm	±0.02mm
17.0X	20.5×11.7mm	±0.02mm
22.0X	16.0×9.0mm	±0.02mm
28.5X	11.9×6.3mm	±0.02mm
34.0X	9.8×5.5mm	±0.01mm
41.0X	7.6×4.1mm	±0.01mm

STANDARD D LIV RY

Main unit	1 pc
Memory card and holder	1 pc
Plastic calibration rule (graduation 1mm)	1 pc
White/black plate	1 pc
Remote controller	1 pc
USB cable	1 pc
Measuring software	1 pc
Power adapter	1 pc

To be continued

https://precishop.hu

Continued from previous page

remote controller
(included)

white/black plate
(included)

plastic calibration rule
(graduation 1mm, included)

SOFTWAR FOR COMPUT R

- **Language**: Chinese (Simplified), English, French, Chinese (Traditional), Portuguese, Korean, Japanese
- **Operation system**: Windows 7/8/8.1/10 (64bit)

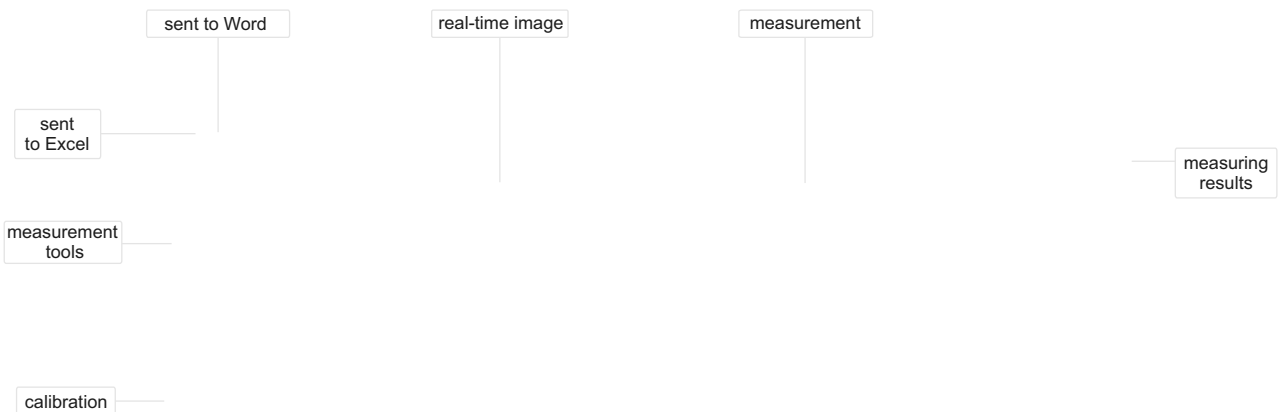

- **Measurement tools:**

straight line distance measurement
parallel lines distance measurement
centre distance between parallel lines measurement
polyline line measurement
rectangular measurement
polygon measurement
arc measurement
three-vertical-line measurement
four-point perspective measurement
angle measurement
ellipse measurement
round measurement
circle measurement by radius
circle measurement by 3-point
torus measurement
center distance measurement by radius
center distance measurement by 3-point

- **Data is sent to Word or xcel:**

sent to word

sent to excel

https://precishop.hu

TAKE PICTURES AND VIDEOS

BUILT-IN LITHIUM BATTERY

MINI DIGITAL MICROSCOP (CONOMIC TYP)
COD 5311-M710

VIDEO

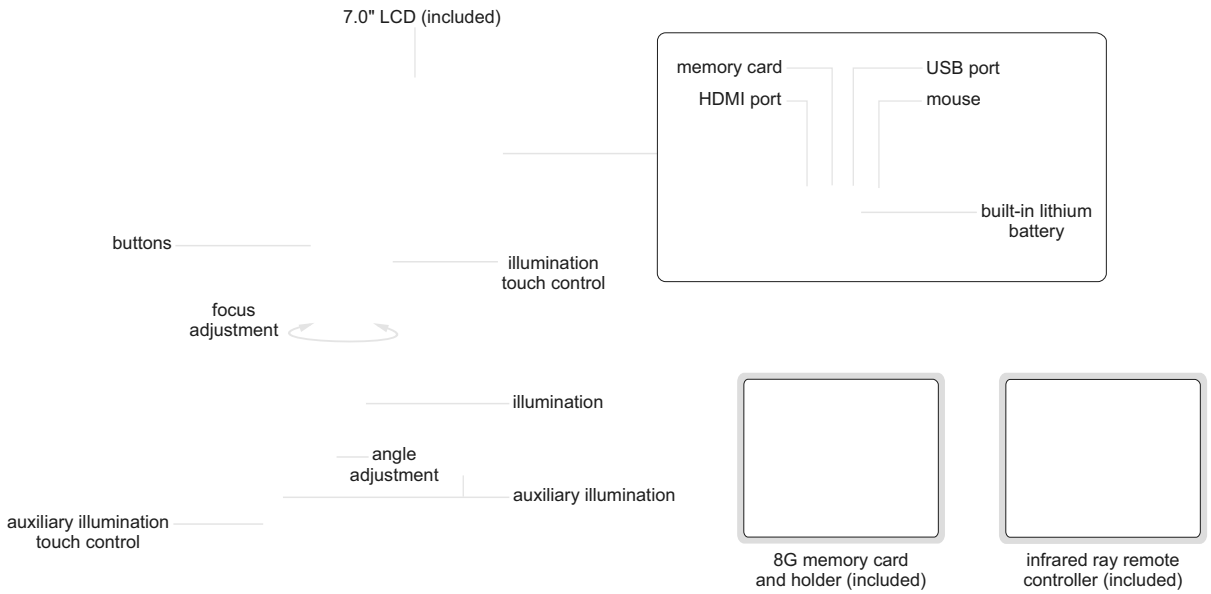

8G memory card and holder (included)

infrared ray remote controller (included)

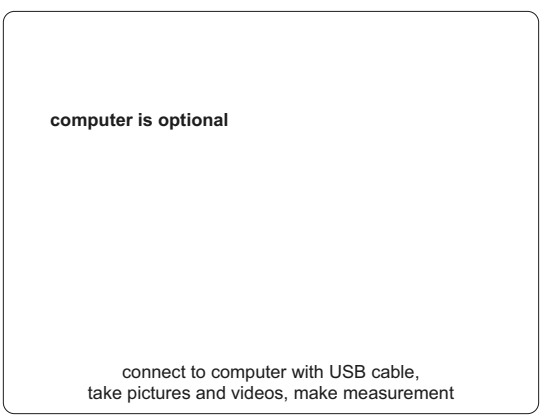

grid (color, line width and positions are adjustable)

25

SP CIFICATION

Display resolution	1024×600
Sensor	1/3" CMOS
Sensor resolution	1280×960
Single pixel size	2μm×2μm
Frame rate	60fps/30fps
Magnification	1X~16X
White balance	auto/manual (10 levels RGB)/calibration
xposure control	AE lock/exposure compensation (10 levels)
Image control	contrast/saturation/sharpness
Record media	memory card
Output	HDMI
Power supply	built-in lithium battery/power adapter
Dimension (L×W×H)	174×200×350mm
Weight	1.5kg

STANDARD D LIV RY

Main unit	1 pc
USB cable	1 pc
HDMI cable	1 pc
IR remote controller	1 pc
8G memory card and holder	1 pc
Plastic calibration rule	1 pc
Power adapter	1 pc

To be continued

https://precishop.hu

Continued from previous page

- **Screen freezing:**

full screen

up-down split screen



left-right split screen

1/4 split screen

SOFTWAR FOR COMPUT R (included)

- **Language**: Chinese (Simplified), English
- **Operation system**: Windows 7/8/8.1/10 (64bit)
- **Port**: USB2.0 or above
- **Measuring accuracy**: 0.02mm

point counting	straight line length	continuous line length	area of a rectangle
area of a polygon	distance between 2 lines	distance between parallel lines	distance between line and first parallel line
point-line distance	cross line	double cross line	angle
arc	radius of a circle	radius of a 2-point circle	radius of a 3-point circle
center distance of 2 circles	center distance of concentric circle		

https://precishop.hu

DIGITAL M ASURING MICROSCOP S

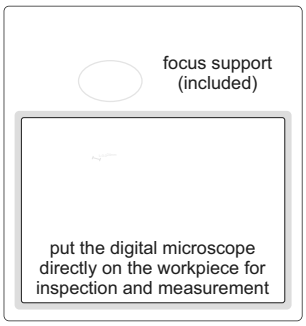

- Can take pictures and videos
- Supplied with software
- Calibration rules
  (graduation 0.1 and 1mm) are included
- With focus support

ISM-PM200SA
computer is optional

universal stand (included in **ISM-PM200SB**)



filter (**optional**)



SP CIFICATION

Code	ISM-PM200SA	ISM-PM200SB
Magnification	10X~200X	10X~200X
Stand	standard	universal
Pixel	2M (resolution: 1600×1200)	
Illumination	built-in adjustable LED	
Power supply	USB 2.0 cable (voltage required: 5±0.1V)	

MAGNIFICATION, FOCUS DISTANC , VI W FI LD AND ACCURACY

Magnification	Focus distance	View field	Accuracy
50X	21mm	8.1×6.4mm	30μm
100X	13mm	3.9×3.1mm	15μm
150X	16mm	2.6×2.1mm	10μm
200X	19mm	1.8×1.5mm	8μm

OPTIONAL ACC SSORY

Green filter	ISM-PM-GR N
Yellow filter	ISM-PM-Y LLOW
Blue filter	ISM-PM-BLU



software flash disk
(included)

SOFTWAR

- **Language**: English, Japanese, Korean, German, Turkey, Portuguese, Chinese
- **Operation system**: Windows 7/8/XP/Vista
- **Measuring tools:**

measure length of line or distance between two points
measure area of rectangle
measure distance between two circles
measure distance between two parallel lines
measure angle with two lines
measure distance between point and line
measure radius, length and angle of arc
add number with circle
measure length of continuous line
measure angle with three points
measure radius, girth and area of circle
add text

- **dge detection measurement tools:**

detect two parallel lines automatically and calculate distance
detect circle automatically, and calculate radius, girth and area
detect arc automatically, and calculate radius, angle and arc length
detect two lines automatically, and calculate angle
detect line automatically, and calculate length

- **Comparison tools:**
  Create line, angle or circle with desired size, to compare with workpieces

create line
create angle
create circle with tolerance

- **Data is sent to CAD or xcel:**

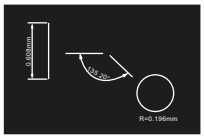

https://precishop.hu

WIFI DIGITAL M ASURING MICROSCOP
COD ISM-WF200

VIDEO

- Maximum working distance is 5m under WIFI mode
- Can be connected to multiple iPads, Android devices or computers together under WIFI mode
- Take pictures and videos
- Supplied with software

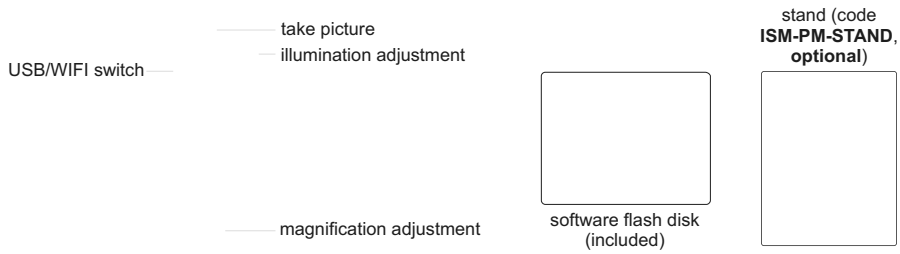

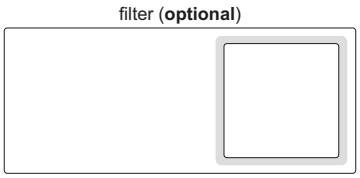

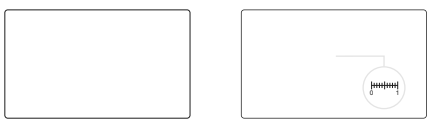

SP CIFICATION

Magnification	10X~200X
Pixel	1.3M (resolution: 1280×1024)
Illumination	built-in adjustable LED
Power supply	built-in rechargeable battery

STANDARD D LIV RY

Microscope	1 pc
Focus support ring for 80X/150X	1 pc
Focus support ring for 60X/200X	1 pc
Glass calibration rule (graduation 0.1mm)	1 pc
Plastic calibration rule (graduation 1mm)	1 pc
Software and USB cable	1 pc
AC/DC adapter	1 pc



OPTIONAL ACC SSORY

Stand	**ISM-PM-STAND**
Green filter	**ISM-PM-GR N**
Yellow filter	**ISM-PM-Y LLOW**
Blue filter	**ISM-PM-BLU**

MAGNIFICATION, FOCUS DISTANC , VI W FI LD AND ACCURACY

Magnification	Focus distance	View field	Accuracy
50X	21mm	8.1×6.4mm	30μm
100X	13mm	3.9×3.1mm	15μm
150X	16mm	2.6×2.1mm	10μm
200X	19mm	1.8×1.5mm	8μm

❶ Software ISM-PAD (for iPad by WIFI)

- measure length of line or distance between two points
- measure radius, girth and area of circle with three points
- measure angle

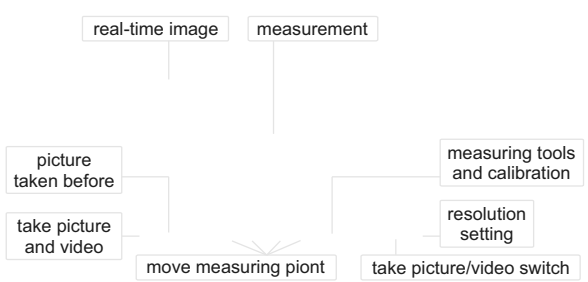

To be continued

https://precishop.hu

Continued from previous page

❷ Software ISM-APK (for Android devices by WIFI)

- measure length of line or distance between two points
- measure radius, girth and area of circle with three points
- measure angle

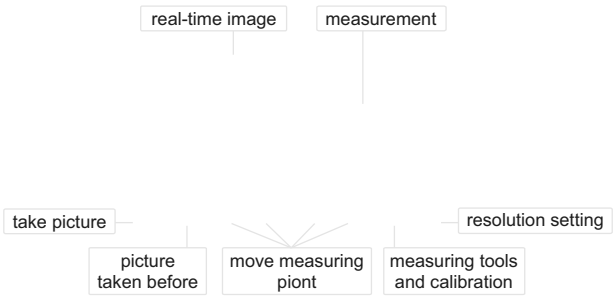

❸ Software ISM-WF Partner (for computer by WIFI)

- measure length of line or distance between two points
- measure area of polygon
- measure angle with three points
- measure radius, girth and area of circle with center point
- measure length of continuous line
- measure radius, girth and area of circle with three points
- measure angle with two lines
- measure radius, girth and area of circle with two points
- measure distance between point and line
- measure radius, length and angle of arc
- measure area of rectangle



❹ Software ISM-PRO (for computer by USB cable)

- **Measuring tools:**
  - measure length of line or distance between two points
  - measure length of continuous line
  - measure radius, length and angle of arc
  - measure distance between two circles
  - measure distance between two parallel lines
  - measure radius, girth and area of circle
  - measure distance between point and line
  - measure area of rectangle
  - measure angle with two lines
  - add number with circle
  - measure angle with three points
  - add text

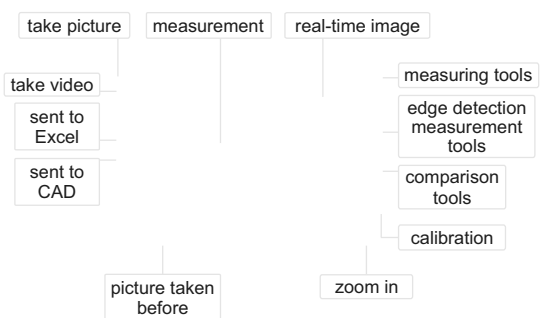

- **dge detection measurement tools:**
  - detect line automatically, and calculate length
  - detect arc automatically, and calculate radius, angle and arc length
  - detect circle automatically, and calculate radius, girth and area
  - detect two lines automatically, and calculate angle
  - detect two parallel lines automatically and calculate distance

- **Comparison tools:**
  Create line, angle or circle with desired size, to compare with workpieces
  - create line
  - create angle
  - create circle with tolerance

- **Data is sent to CAD or xcel:**

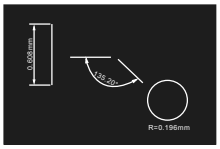

https://precishop.hu

I DUSTRIAL MICROSCOPES

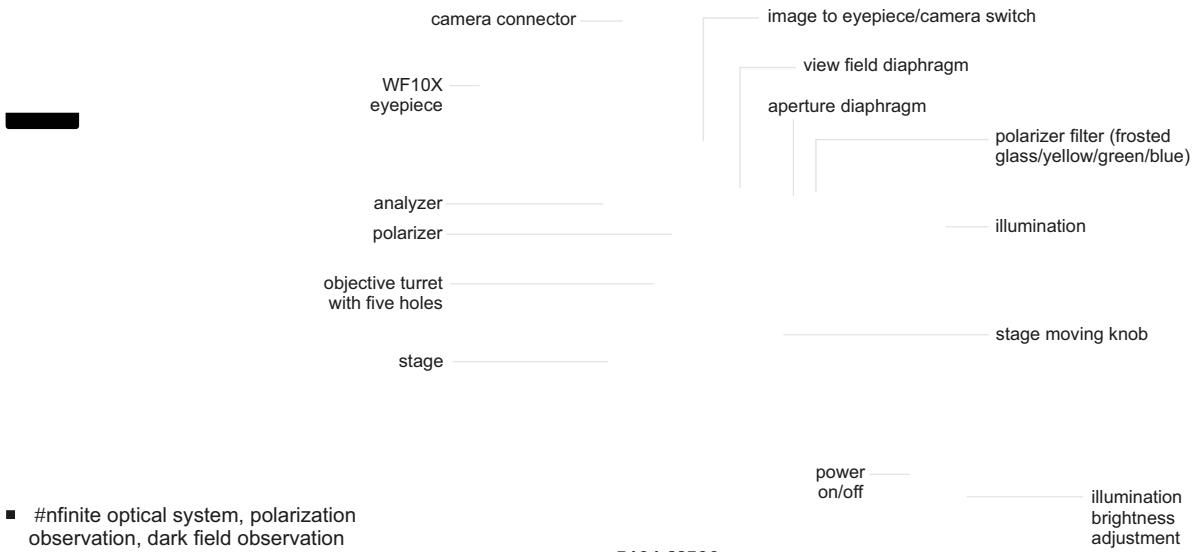

5101-M500

- #nfinite optical system, polarization observation, dark field observation
- Kohler illumination system provides uniform illumination field
- Objective 50X is spring type

SPECIFICATIO

Code	5101-M500 (bright field objectives)				5101-M500BD (bright & dark field objectives)			
Illumination	6V/30W halogen lamp, brightness is adjustable				12V/50W halogen lamp, brightness is adjustable			
Objective (infinite plan achromatic)	bright field objectives				bright & dark field objectives			
	5X	10X	20X	50X	5X	10X	20X	50X
Working distance	26.1mm	20.2mm	8.80mm	3.68mm	9.70mm	9.30mm	7.23mm	2.50mm
umerical aperture	0.12	0.25	0.40	0.70	0.12	0.25	0.40	0.70
Magnification	50X~500X							
Eyepiece (wide field)	10X (view field: Ø22mm)							
Stage	double layer							
	size: 160×140mm							
	travel: 35x30mm							
Pupil distance	53~75mm							
Diopter adjustment	±5 diopter (one eyepiece)							
Power supply	220V, 50/60Hz							
Dimension (L×W×H)	415×345×380mm							
Weight	14kg							

STA DARD DELIVERY

Main unit	1 pc
Anti-dust cover	1 pc

OPTIO AL ACCESSORY

Bright & dark field objective (for 5101-M500BD)	PL40X	5101-M-BD40X
	PL60X	5101-M-BD60X
	PL80X	5101-M-BD80X
	PL100X	5101-M-BD100X
10X dividing eyepiece (0.1mm/div.)		5101-M-EPD10X
Bright field objective (for 5101-M500)	PL40X	5101-M-OB40X
	PL60X	5101-M-OB60X
	PL80X	5101-M-OB80X
	PL100X	5101-M-OB100X
Digital camera		ISM-CM20, ISM-CM63, ISM-ZS70-S
Camera adapter *		5101-M-ADAPTER

* Digital camera must be used with camera adapter

https://precishop.hu

I DUSTRIAL I SPECTIO MICROSCOPE (LARGE STAGE)
CODE 5104-M700



- For observation and inspection of large #C and chip in #T industry

SPECIFICATIO

Magnification	40X~400X			
Eyepiece (wide field)	10X (view field: Ø22mm)			
Objective (plan achromatic)	4X	10X	20X	40X
umerical aperture	0.10	0.25	0.40	0.60
Working distance	17.8mm	10mm	5.8mm	2.9mm
Stage	double layer, size: 300×268mm, travel: 250×200mm			
Cohler illumination	6V/20W halogen lamp, brightness is adjustable built-in green, blue, yellow and frosted glasses			
Pupil distance	48~75mm			
Diopter adjustment	±5 diopter (two eyepieces)			
Power supply	220V, 50/60Hz			
Dimension (L×W×H)	647×268×376mm			
Weight	12kg			

STA DARD DELIVERY

Main unit	1 pc
Camera connector	1 pc
Anti-dust cover	1 pc

OPTIO AL ACCESSORY

Bright field objective	5X plan achromatic objective (focus distance: 15.5mm)	5104-M700-OB5X
	50X plan achromatic objective (focus distance: 0.32mm)	5104-M700-OB50X
	100X plan achromatic objective (focus distance: 2mm)	5104-M700-OB100X
Polarizer and analyzer		5104-M700-AP
Digital camera		ISM-CM20, ISM-CM63, ISM-ZS70-S
Camera adapter 0.5X*		ISM-MAS-ADAPTER

*Digital camera must be used with camera adapter

https://precishop.hu

METALLURGICAL MICROSCOPES

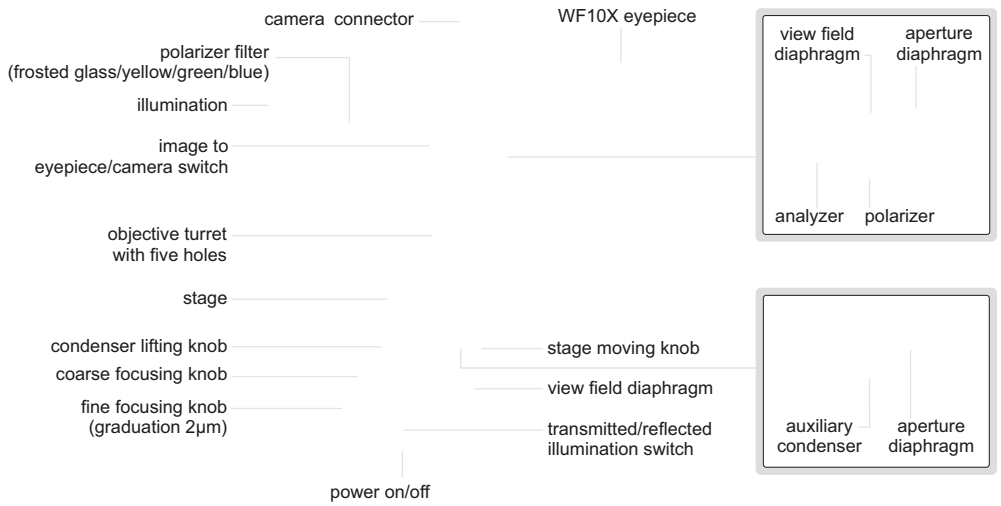

5102-M600

- #nfinite optical system, observation in reflected or transmitted illumination, polarizing observation
- Kohler illumination system provides uniform illumination field
- Objectives 40X, 60X are spring type



blue filter (included)



frosted glass filter
(included)

SPECIFICATIO

Code	5102-M600 (bright field objectives)				5102-M600BD (bright & dark field objectives)			
Illumination	6V/30W (transmitted) 6V/30W (reflected)				12V/30W (transmitted) 12V/50W (reflected)			
Objective (infinite plan achromatic)	bright field objectives				bright & dark field objectives			
	5X	10X	40X	60X	5X	10X	20X	40X
Working distance	26.1mm	20.2mm	3.98mm	3.18mm	9.70mm	9.30mm	7.20mm	3.00mm
umerical aperture	0.12	0.25	0.60	0.70	0.12	0.25	0.40	0.70
Magnification	50X~600X				50X~400X			
Eyepiece (wide field)	10X (view field: Ø22mm)							
Stage	double layer							
	size: 210×140mm							
	travel: 75x50mm							
Pupil distance	53~75mm							
Diopter adjustment	±5 diopter (one eyepiece)							
Power supply	220V, 50/60Hz							
Dimension (L×W×H)	456×260×498mm							
Weight	11kg							

STA DARD DELIVERY

Main unit	1 pc
Anti-dust cover	1 pc
Filter (blue/frosted glass)	1 pc of each

OPTIO AL ACCESSORY

Bright & dark field objective (for 5102-M600BD)	PL50X	5101-M-BD50X
	PL60X	5101-M-BD60X
	PL80X	5101-M-BD80X
	PL100X	5101-M-BD100X
10X dividing eyepiece (0.1mm/div.)		5101-M-EPD10X
Bright field objective (for 5102-M600)	PL20X	5101-M-OB20X
	PL50X	5101-M-OB50X
	PL80X	5101-M-OB80X
	PL100X	5101-M-OB100X
Digital camera		ISM-CM20, ISM-CM63, ISM-ZS70-S
Camera adapter *		5101-M-ADAPTER

*Digital camera must be used with camera adapter

https://precishop.hu

METALLURGICAL MICROSCOPES (PROFESSIO AL TYPE)

digital camera (supplied with software)
and computer are optional

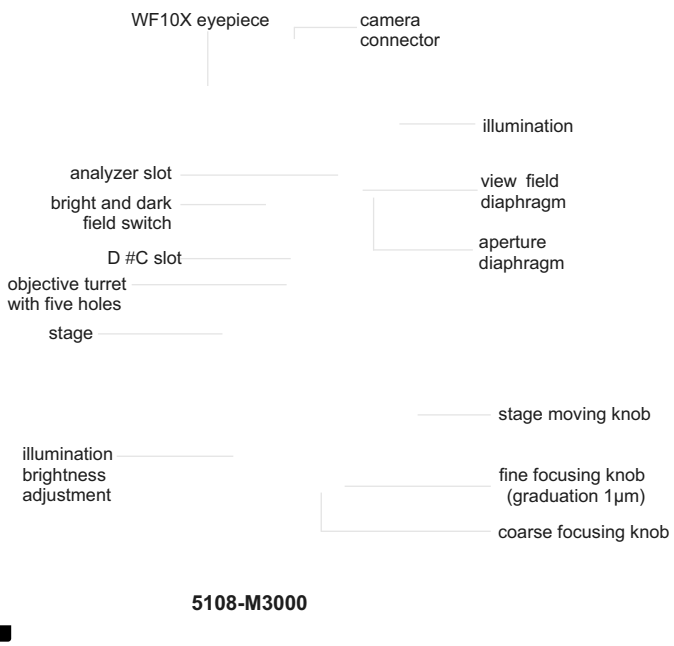

5108-M3000

- #nfinite chromatic aberration correction optical system
- Three way observation tube with infinite hinge
- Translucent and reflective frame, front low-hand position coarse and fine coaxial focus adjustment mechanism, with adjustment elastic device to prevent sliding and random upper limit device
- Bright and dark field five-hole converter with D #C slot
- Adopt digital dimming, with light intensity reset and setting function
- With polarizer insert plate and 360° rotating analyzer insert slot

SPECIFICATIO

Code	5108-M3000 (standard type)				5108-M3000H (high-definition type)			
Eyepiece	high eye point large field SWH10X-H (view field: Ø25mm, adjustable visibility)							
Objective (infinite long working distance bright and dark field semi achromatic)	5X	10X	20X	50X	5X	10X	20X	50X
Working distance	15mm	8.4mm	10.3mm	3.0mm	20mm	11mm	3.0mm	1.0mm
umerical aperture	0.15	0.30	0.40	0.75	0.15	0.30	0.45	0.80
Optical magnification	50X~500X (up to 1000X with optional 100X objective)							
Digital magnification	170X~1700X (on 21.5" monitor), up to 3400X with optional 100X objective							
Stage	double layer							
	size: 310×240mm							
	travel: 150×100mm							
Condenser	roll-out achromatic condenser (numerical aperture 0.9)							
Illumination	5W LED, transmitted and reflected							
Observation tube	inverse image, distance adjustment: 50~76mm, two grade spectral ratio binocular: trinocular=100:0							
Diopter adjustment	±5 diopter (two eyepieces)							
Power supply	AC 100-240V							
Dimension (L×W×H)	310×600×500mm							
Weight	27kg							

STA DARD DELIVERY

Main unit	1 pc
Anti-dust cover	1 pc
0.65X camera adapter (adjustable focus)	1 pc
Polarizer and analyzer	1 pc of each

OPTIO AL ACCESSORY

Camera and software	ISM-CM63
Glass calibration rule	ISM-MAS-SCALE
Computer	5108-M-COMPUTER
2.5X infinite long working distance bright field semi achromatic objective	5108-M-OB2D5X
100X infinite long working distance bright and dark field semi achromatic objective	5108-M-BD100X
50X infinite long working distance bright and dark field achromatic objective	5108-M-APO50X
100X infinite long working distance bright and dark field achromatic objective	5108-M-APO100X
Differential interference module (DIC)	5108-M-DIC

https://precishop.hu

METALLURGICAL MICROSCOPES

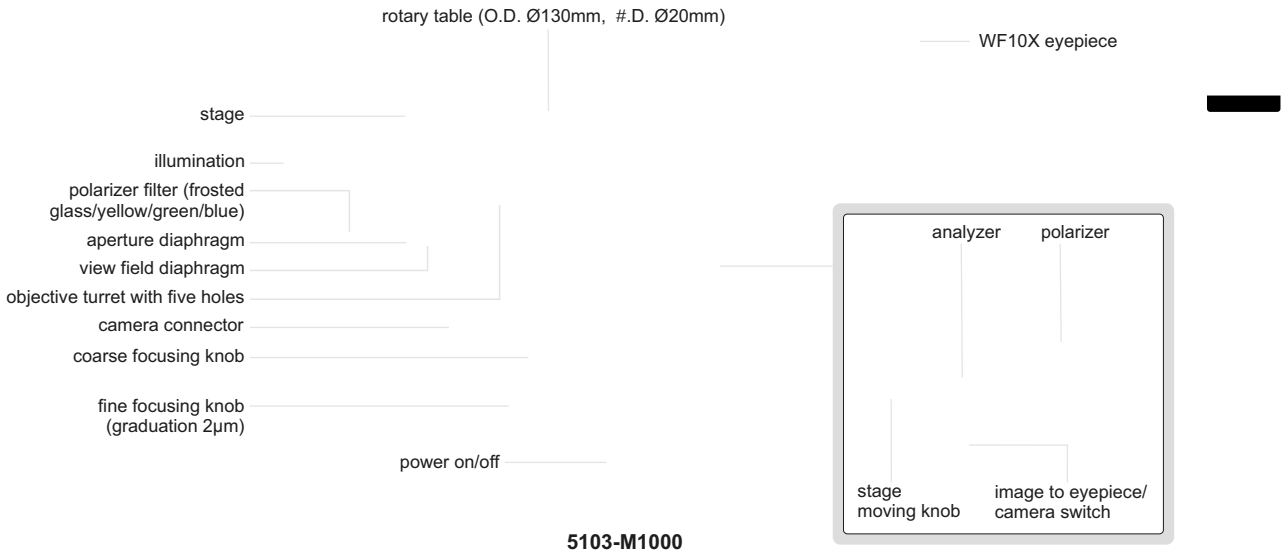

5103-M1000

- #nfinite optical system, polarization observation
- Kohler illumination system provides uniform illumination field
- Objectives 50X, 100X are spring type

SPECIFICATIO

Code	5103-M1000 (bright field objectives)				5103-M1000BD (bright & dark field objectives)			
Illumination	6V/30W halogen lamp, brightness is adjustable				12V/50W halogen lamp, brightness is adjustable			
Objective (infinite plan achromatic)	bright field objectives				bright & dark field objectives			
	10X	20X	50X	100X	5X	10X	20X	50X
Working distance	20.2mm	8.80mm	3.68mm	0.40mm	9.70mm	9.30mm	7.23mm	2.50mm
umerical aperture	0.25	0.40	0.70	0.85	0.12	0.25	0.40	0.70
Magnification	100X~1000X				50X~500X			
Eyepiece (wide field)	10X (view field: Ø22mm)							
Stage	double layer							
	size: 242×200mm							
	travel: 30x30mm							
Pupil distance	53~75mm							
Diopter adjustment	±5 diopter (one eyepiece)							
Power supply	220V, 50/60Hz							
Dimension (L×W×H)	614×250×394mm							
Weight	13kg							

STA DARD DELIVERY

Main unit	1 pc
Polarizer and analyzer	1 pc of each
Anti-dust cover	1 pc

OPTIO AL ACCESSORY

Bright & dark field objective (for 5103-M1000BD)	PL40X	5101-M-BD40X
	PL60X	5101-M-BD60X
	PL80X	5101-M-BD80X
	PL100X	5101-M-BD100X
10X dividing eyepiece (0.1mm/div.)		5103-M-EPD10X
Bright field objective (for 5103-M1000)	PL5X	5101-M-OB5X
	PL40X	5101-M-OB40X
	PL60X	5101-M-OB60X
	PL80X	5101-M-OB80X
Digital camera		ISM-CM63
Camera adapter *		5101-M-ADAPTER

*Digital camera must be used with camera adapter

https://precishop.hu

PORTABLE METALLURGICAL MICROSCOPE
CODE 5109-PM500



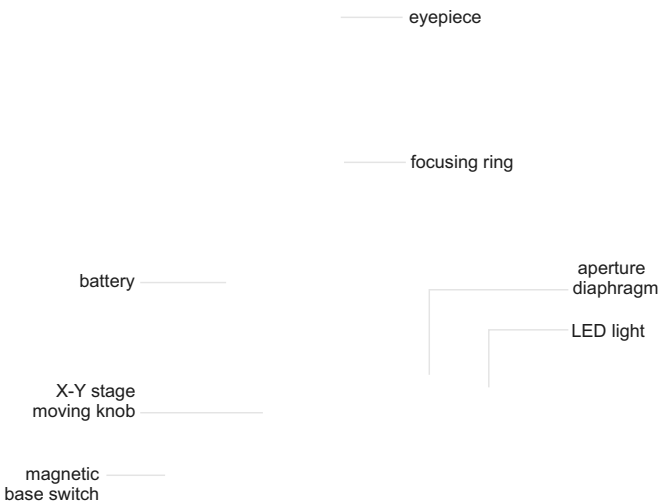

- #llumination is powered by batteries
- Aperture diaphragm improves image quality and increases depth of field
- Magnetic base with on/off switch can adhere on metal workpieces
- Can be connected to digital cameras

SPECIFICATIO

Magnification	100X~500X	
Eyepiece (wide field)	10X/12.5X	
Objective (plan achromatic)	10X (included)	40X (included)
umerical aperture	0.25	0.64
Illumination	3W LED, built-in batteries	
Stage	double layer, size: 15×12mm	
Dimension (L×W×H)	210×160×95mm	
Weight	1.5kg	

STA DARD DELIVERY

Main unit	1 pc
Eyepiece	2 pcs
Objective	2 pcs
Battery (AAA)	3 pcs

OPTIO AL ACCESSORY

Objective	**5X plan achromatic**	**5109-PM500-OB5X**
	20X plan achromatic	**5109-PM500-OB20X**
	100X plan achromatic	**5109-PM500-OB100X**
Eyepiece	**5X**	**5109-PM500-EP5X**
	15X	**5109-PM500-EP15X**
Digital camera*		**ISM-CM20, ISM-CM63, ISM-ZS70-S**
Camera adapter 0.5X		**ISM-MAS-ADAPTER**

* Digital camera must be used with camera adapter

https://precishop.hu

ZOOM STEREO MICROSCOPE (PROFESSIO AL TYPE)
CODE 5107-S70T

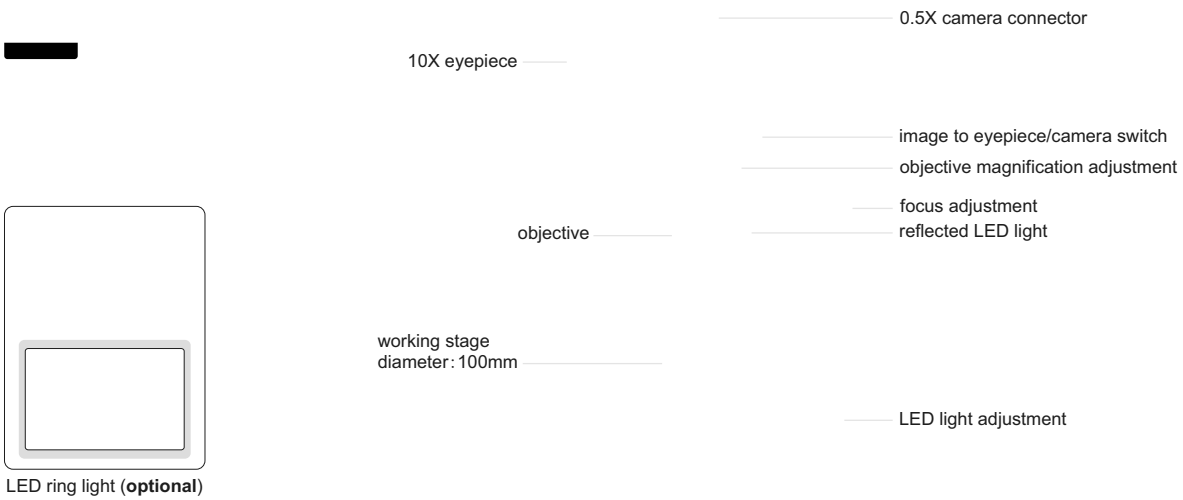

LED ring light (**optional**)

- Greenough optical system, clear observation, real color
- High working distance is convenient for operation
- Excellent flat image and large depth of field, make observation comfortable
- 6.7:1 large zoom ratio, allow quick observation adjustment

SPECIFICATIO

Optical tube	trinocular
Eyepiece (wide field)	10X (view field: Ø22mm)
Objective	0.67X~4.5X (zoom)
Observation tube	45° trinocular tube inclination angle, built-in 0.5X adapter
Zoom ratio	6.7:1
Pupil distance	50~75mm
Diopter adjustment	-8~+5 diopter (both eyepieces)
Working distance of objective	110mm
Ma G. workpiece height	106mm
Illumination	adjustable LED light
Power supply	110/220V, 50/60HZ
Dimension (L×W×H)	330×300×368mm
Weight	3.5kg


frosted glass filter
(included)


white/black plate
(included)

STA DARD DELIVERY

Main unit	1 pc
10X eyepiece	2 pcs
Ø100mm glass plate	1 pc
Ø100mm white/black plate	1 pc
Anti-dust cover	1 pc

OPTIO AL ACCESSORY

Au Giliary objective	**0.5X**	**5107-S70T-OB05X**
	1.5X	**5107-S70T-OB15X**
	2X	**5107-S70T-OB20X**
Eyepiece	**15X (view field: Ø16mm)**	**5107-S70T-EP15X**
	20X (view field: Ø12.5mm)	**5107-S70T-EP20X**
LED ring light		**ISM-ZS-RL**
Digital camera		**ISM-CM20, ISM-CM63, ISM-ZS70-S**

https://precishop.hu

PARALLEL LIGHT PATH: REDUCE FATIGUE, ACCESSORIES CAN BE ADDED INTO LIGHT PATH

PARALLEL LIGHT STEREO MICROSCOPE
CODE ISM-ZS200

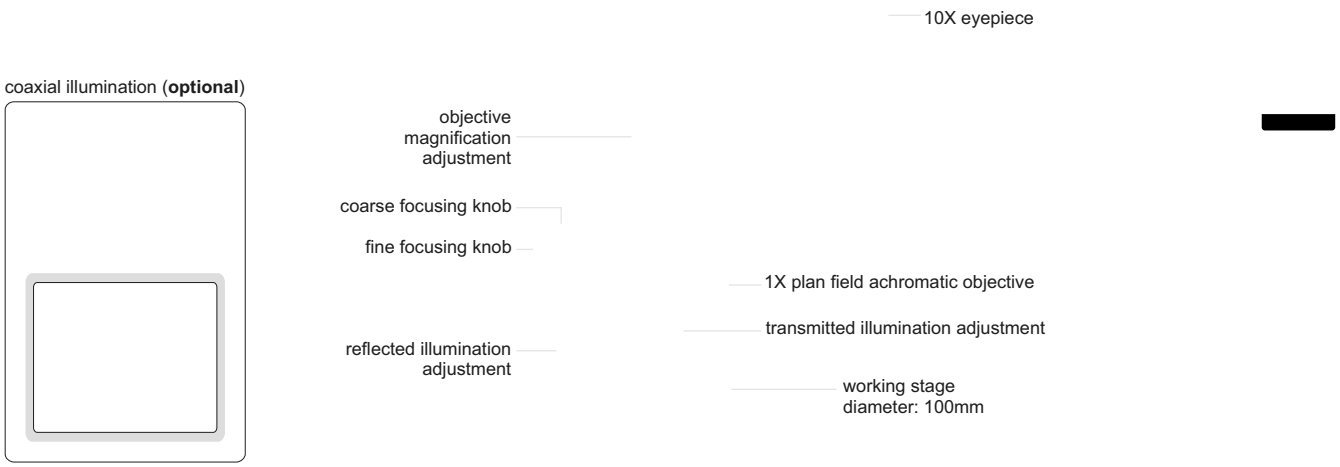

optical path splitter (**optional**)



- #nfinity parallel optical system and 20° inclined optical tube reduce fatigue
- Coaxial illumination is optional for deep holes which cannot be observed by ring light
- Aperture diaphragm is optional for large depth of field and high quality image

iris diaphragm (**optional**)

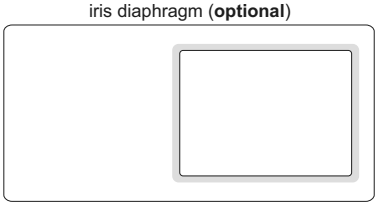

SPECIFICATIO

Optical tube	binocular (20° inclined)
Eyepiece (wide field)	10X (view field: Ø22mm)
Objective	0.8X~8X (zoom)
Zoom ratio	1:10
Pupil distance	55~75mm
Diopter adjustment	±5 diopter (both eyepieces)
Working distance of objective	78mm
Ma G. workpiece height	72mm
Illumination	adjustable reflected and transmitted LED light
Power supply	110/220V, 50/60HZ
Dimension (L×W×H)	240×280×440mm
Weight	4.3kg

STA DARD DELIVERY

Main unit	1 pc
WF10X eyepiece	2 pcs
Ø100mm glass plate	1 pc
Ø100mm white/black plate	1 pc
Anti-dust cover	1 pc

OPTIO AL ACCESSORY

Objective	**0.5X achromatic objective (focus distance: 186mm)**	**ISM-ZS200-OB05X**
	2X plan achromatic objective (focus distance: 32.5mm)	**ISM-ZS200-OB2X**
	0.5X plan apochromatic objective (focus distance: 126mm)	**ISM-ZS200-APO05X**
Eyepiece	**WF15X (view field: Ø16mm)**	**ISM-ZS200-EP15X**
	WF20X (view field: Ø12mm)	**ISM-ZS200-EP20X**
	WF30X (view field: Ø20mm)	**ISM-ZS200-EP30X**
Sleeve for objective		**ISM-ZS200-ADAPTER**
Iris diaphragm		**ISM-ZS200-IRD**
Optical path splitter		**ISM-ZS200-OBS**
Coa Gial illumination		**ISM-ZS200-COAXIAL**
Digital camera **		**ISM-CM20, ISM-CM63**

*0.5X auxiliary objective must be used with **ISM-ZS200-ADAPTER**

**Digital camera must be used with optical path splitter

https://precishop.hu

ZOOM STEREO MICROSCOPES (ADVA CED TYPE)

LARGE ZOOM RATIO

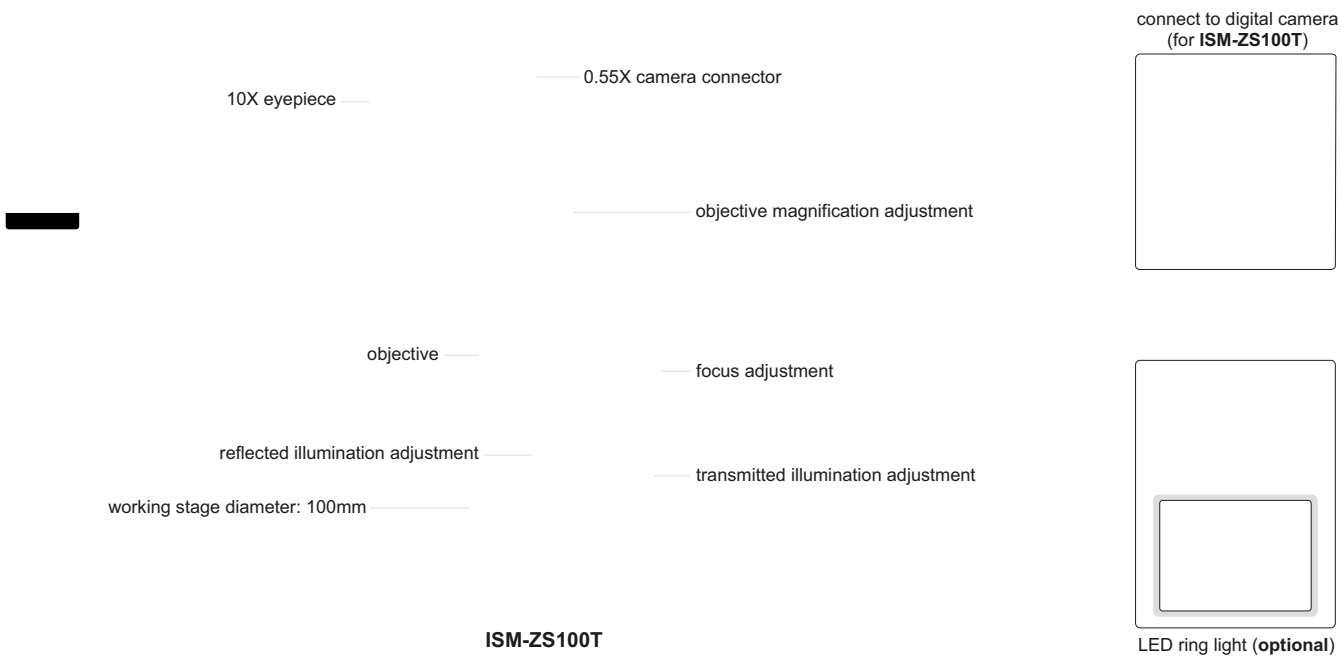

SPECIFICATIO

Code	ISM-ZS100	ISM-ZS100T
Optical tube	binocular	trinocular
Eyepiece (wide field)	10X (view field: Ø23mm)	
Objective	0.6X~5X (zoom)	
Zoom ratio	1:8.3	
Pupil distance	55~75mm	
Diopter adjustment	±5 diopter (two eyepieces)	
Working distance of objective	115mm	
Ma G. workpiece height	75mm	
Illumination	adjustable reflected and transmitted LED light	
Power supply	110/220V, 50/60HZ	
Dimension (L×W×H)	260×310×490mm	
Weight	4.9kg	

STA DARD DELIVERY

Main unit	1 pc
Camera connector 0.55X for ISM-ZS100T	1 pc
Digital camera adapter 1X for ISM-ZS100T	1 pc
WF10X eyepiece	2 pcs
Ø100mm glass plate	1 pc
Ø100mm white/black plate	1 pc
Anti-dust cover	1 pc

OPTIO AL ACCESSORY

Au Giliary objective	0.5X (focus distance: 220mm)	ISM-ZS100-OB05X*
	0.7X (focus distance: 125mm)	ISM-ZS100-OB07X
	2X (focus distance: 45mm)	ISM-ZS100-OB2X
Eyepiece	WF15X (view field: Ø16mm)	ISM-ZS100-EP15X
	WF20X (view field: Ø12mm)	ISM-ZS100-EP20X
	WF30X (view field: Ø8mm)	ISM-ZS100-EP30X
Sleeve for au Giliary objective		ISM-ZS200-ADAPTER
LED ring light		ISM-ZS-RL
Digital camera for ISM-ZS100T		ISM-CM20, ISM-CM63, ISM-ZS70-S

*0.5X auxiliary objective must be used with **ISM-ZS200-ADAPTER**

https://precishop.hu

ZOOM STEREO MICROSCOPES (STA DARD TYPE)

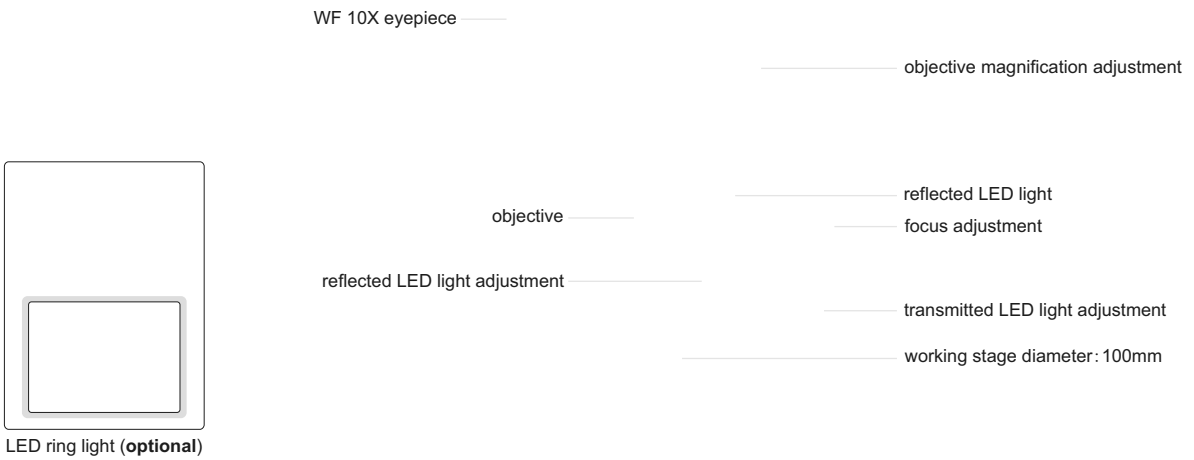

ISM-ZS50

SPECIFICATIO

Code	ISM-ZS50	ISM-ZS50T
Optical tube	binocular	trinocular
Eyepiece (wide field)	10X (view field: Ø22mm)	
Objective	0.8X~5X (zoom)	
Zoom ratio	1: 6.3	
Pupil distance	55~75mm (adjustable)	
Diopter adjustment	±5 diopter (two eyepieces)	
Working distance of objective	115mm	
Ma G. workpiece height	75mm	
Illumination	adjustable reflected and transmitted LED light	
Power supply	110/220V, 50/60HZ	
Dimension (L×W×H)	290×260×480mm	
Weight	4.9kg	

STA DARD DELIVERY

Main unit	1 pc
WF 10X eyepiece	2 pcs
Ø100mm glass plate	1 pc
Ø100mm white/black plate	1 pc
Anti-dust cover	1 pc

OPTIO AL ACCESSORY

Au Giliary objective	0.5X	ISM-ZS50-OB05X
	2X	ISM-ZS50-OB2X
Eyepiece	10X dividing eyepiece (graduation 0.1mm/div.)	ISM-ZS50-EPD10X
	WF15X (view field: Ø16mm)	ISM-ZS50-EP15X
	WF20X (view field: Ø12mm)	ISM-ZS50-EP20X
LED ring light		ISM-ZS-RL
Sleeve for au Giliary objective		ISM-ZS200-ADAPTER
Digital camera for ISM-ZS50T		ISM-CM20, ISM-CM63, ISM-ZS70-S
Camera adapter 0.5X for ISM-ZS50T **		ISM-MAS-ADAPTER

* 0.5X auxiliary objective must be used with **ISM-ZS200-ADAPTER**

** Digital camera must be used with camera adapter 0.5X

https://precishop.hu

ZOOM STEREO MICROSCOPES (WITH U IVERSAL STA D)

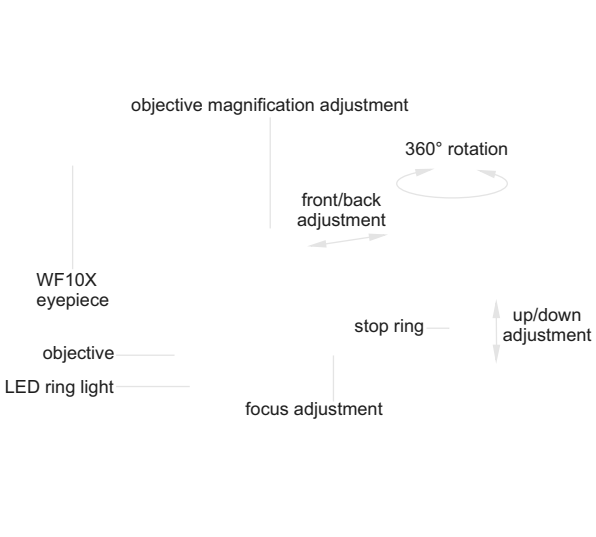

5106-M40 (with stand type A)

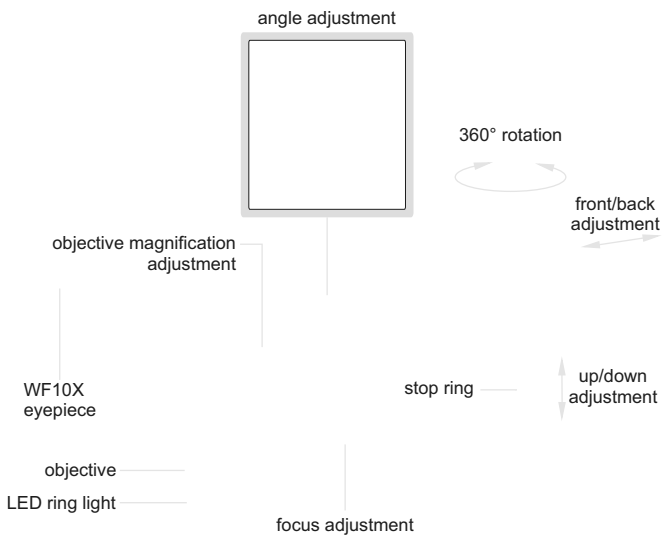

5106-M50 (with stand type B)

SPECIFICATIO

Code	5106-M40	5106-M40T	5106-M50	5106-M50T
Stand	type A		type B	
Optical tube	binocular	trinocular	binocular	trinocular
Eyepiece (wide field)	10X (view field: Ø22mm)			
Objective	0.8X~5X (zoom)			
Zoom ratio	1:6.3			
Pupil distance	55~75mm			
Diopter adjustment	±5 diopter (two eyepieces)			
Working distance of objective	115mm			
Ma G. workpiece height	300mm			
Illumination	adjustable reflected LED ring light			
Power supply	power adapter			
Dimension (L×W×H)	610×220×430mm		790×230×430mm	
Weight	13.7kg		20kg	

STA DARD DELIVERY

Main unit (with stand)	1 pc
WF10X eyepiece	2 pcs
LED ring light	1 pc
Anti-dust cover	1 pc

OPTIO AL ACCESSORY

Au Giliary objective	0.5X	ISM-ZS50-OB05X
	2X	ISM-ZS50-OB2X
Eyepiece	10X dividing eyepiece (0.1mm/div.)	ISM-ZS50-EPD10X
	WF15X (view field: Ø16mm)	ISM-ZS50-EP15X
	WF20X (view field: Ø12mm)	ISM-ZS50-EP20X
Adapter sleeve		ISM-ZS30-ADAPTER
0.5X adapter for 5106-M40T/M50T		ISM-MAS-ADAPTER
Digital camera for 5106-M40T/M50T **		ISM-CM20, ISM-CM63

* 0.5X auxiliary objiective must be used with **ISM-ZS30-ADAPTER**
** Digital camera must be used with 0.5X adapter **ISM-MAS-ADAPTER**

https://precishop.hu

ZOOM STEREO MICROSCOPE (BASIC TYPE)
CODE ISM-ZS30

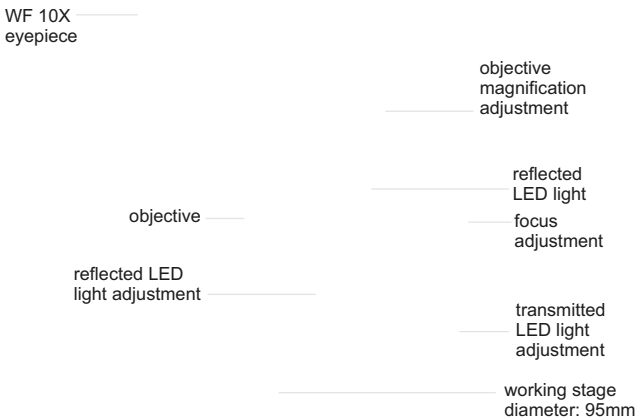

SPECIFICATIO

Optical tube	binocular
Eyepiece (wide field)	10X (view field: Ø20mm)
Objective	1X~4.5X (zoom)
Zoom ratio	1:4.5
Pupil distance	55~75mm (adjustable)
Diopter adjustment	±5 diopter (two eyepieces)
Working distance of objective	97mm
Ma G. workpiece height	60mm
Illumination	adjustable reflected and transmitted LED light
Power supply	110/220V, 50/60HZ
Dimension (L×W×H)	260×190×400mm
Weight	4.3kg

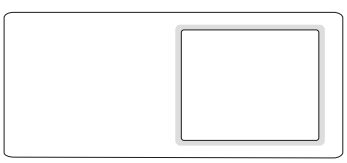

LED ring light (**optional**)

STA DARD DELIVERY

Main unit	1 pc
WF 10X eyepiece	2 pcs
Ø95mm glass plate	1 pc
Ø95mm white/black plate	1 pc
Anti-dust cover	1 pc

25

OPTIO AL ACCESSORY

Au Giliary objective	**0.5X**	**ISM-ZS30-OB05X***
	0.63X	**ISM-ZS30-OB06X***
	0.75X	**ISM-ZS30-OB07X***
	2X	**ISM-ZS30-OB2X**
Eyepiece	**10X dividing eyepiece (graduation 0.1mm/div.)**	**ISM-ZS30-EPD10X**
	WF15X (view field: Ø16mm)	**ISM-ZS50-EP15X**
	WF20X (view field: Ø12mm)	**ISM-ZS50-EP20X**
LED ring light		**ISM-ZS-RL**
Sleeve for au Giliary objective		**ISM-ZS30-ADAPTER**
Digital camera		**ISM-CM63**
Camera adapter 0.75X **		**ISM-AD-0D75**

* 0.5X, 0.63X and 0.75X auxiliary objectives must be used with **ISM-ZS30-ADAPTER**

** Digital camera must be used with camera adapter 0.75X

https://precishop.hu

LO G WOR CI G DISTA CE STEREO MICROSCOPES (LOW MAG IFICATIO)

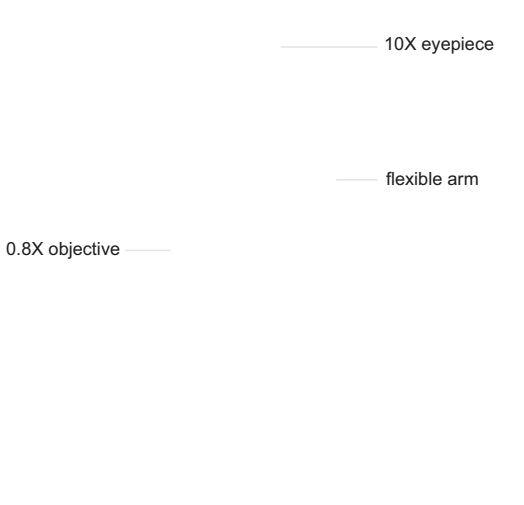

5305-ZS80

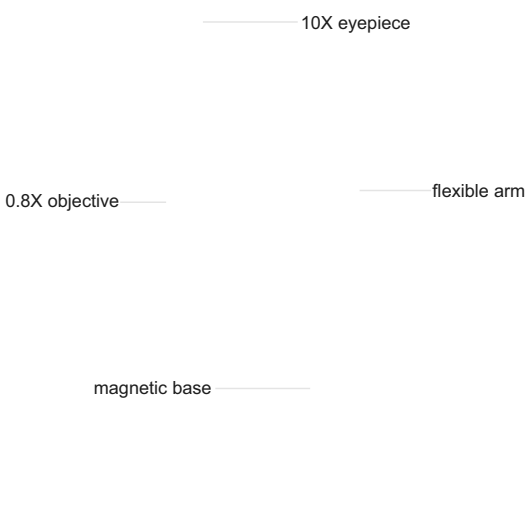

5305-ZS90

SPECIFICATIO

Code	**5305-ZS80** (with metal base)	**5305-ZS90** (with magnetic base)
Magnification	8X	
Eyepiece (wide field)	10X (view field: Ø20mm)	
Objective	0.8X	
Pupil distance	55~75mm	
Diopter adjustment	±5 diopter (one eyepiece)	
Working distance of objective	115mm	
Ma G. workpiece height	100mm	140mm
Dimension (L×W×H)	280x160x370mm	280x180x410mm
Weight	3.7kg	2.1kg

STA DARD DELIVERY

Main unit	1 pc
10X eyepieces	1 pair
0.8X objective	1 pc
Anti-dust cover	1 pc



LED ring light (**optional**)

OPTIO AL ACCESSORY

Eyepiece	WF5X (view field: Ø20mm)	5305-ZS80-EP5X
	WF15X (view field: Ø15mm)	5305-ZS80-EP15X
	WF20X (view field: Ø10mm)	5305-ZS80-EP20X
LED ring light		ISM-ZS-RL

https://precishop.hu

POLARIZI G MICROSCOPE
CODE ISM-POL1000

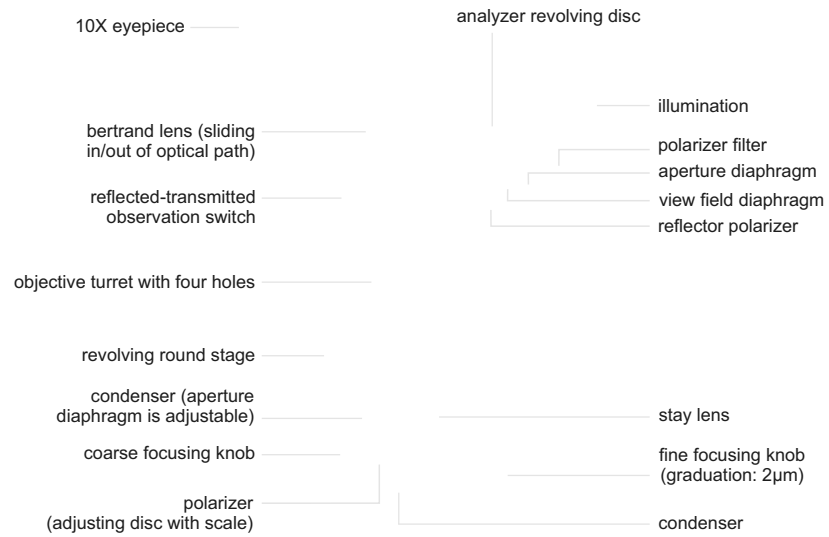

- Widely used in geology, mineralogy, fossil fuel exploration
- Single polarization, othorgonal polarization or conoscopic observation are available

SPECIFICATIO

Magnification	40X~600X				
Eyepiece	10X (view field: Ø20mm)				
Infinite strain free plan achromatic objective	4X (transmitted/ reflected)	10X (transmitted/ reflected)	20X (transmitted)	40X (transmitted)	60X (transmitted)
Working distance	22.2mm	6.1mm	6.4mm	0.6mm	0.3mm
umerical aperture	0.1	0.25	0.4	0.65	0.8
Stage	revolving round stage				
	diameter: Ø160mm				
	graduation: 1°, resolution: 6'				
Pupil distance	53~75mm				
Diopter adjustment	±5 diopter (one eyepiece)				
Illumination	12V/50W halogen lamp, brightness is adjustable (reflected illumination)				
	12V/20W halogen lamp, brightness is adjustable (transmitted illumination)				
Power supply	110/220V, 50/60HZ				
Dimension (L×W×H)	614×250×394mm				
Weight	13kg				

STA DARD DELIVERY

Main unit	1 pc
Micrometer	1 pc
Grid plate	1 pc
10X crossing eyepiece (view field: Ø20mm)	1 pc
10X dividing eyepiece (view field: Ø20mm, graduation 0.1mm)	1 pc
λ slip (first class red) and 1/4λ slip	1 pc
Quartz wedge	1 pc

OPTIO AL ACCESSORY

Objective for reflected system	**PL20X**	**ISM-POL1000-OBR20X**
	PL40X	**ISM-POL1000-OBR40X**
	PL60X	**ISM-POL1000-OBR60X**
	PL100X	**ISM-POL1000-OBR100X**
Objective for transmitted system	**PL100X**	**ISM-POL1000-OBT100X**
Specimen presser		**ISM-POL1000-SP**

https://precishop.hu

DIGITAL CAMERA FOR MICROSCOPES (ITH PAD)
CODE ISM-ZS70-S

ATTENTION: CAMERA CONNECTOR AND ADAPTER ARE NEEDED ACCORDING TO MICROSCOPES

MEASUREMENT, TAKE PICTURES AND VIDEOS

11.6" PAD

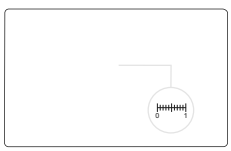

glass calibration rule
(included, graduation 0.1mm)

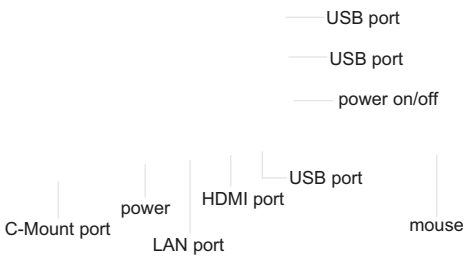

application
connected to microscope

- Windows 10 operation system
- Built-in software, can take pictures and videos, can measure
- Language: Chinese, English, French, Japanese, German, Polish, Arabic
- Automatic exposure, white balance, brightness, contrast ratio, saturation are adjustable
- Image process feature: zoom in/out, flip, mirror, stitching and so on
- Output to Excel or CSV file

software (included)



- **Measuring tools**

measure line | measure meander line | arrow mark | measure polygon | calibration
measure angle | measure rectangle | measure circle | text mark | show/hide scale

SPECIFICATION

Sensor	1/2.3" CMOS
Pixel	16M
Resolution	800×600, 1600×1200, 1920×1080, 2048×1536, 2304×1728, 2592×1944, 4608×3456
Frame rate	30fps (1920×1080)
Output	HDMI, USB 3.0
Power supply	power adapter
Dimension (L× ×H)	280.3×177.4×12.5mm
eig 3t	0.9kg

STANDARD DELIVERY

Main unit	1 pc
Mouse	1 pc
Glass calibration rule (graduation 0.1mm)	1 pc
AC/DC adapter	1 pc

https://precishop.hu

ATTENTION: ADAPTERS ARE NEEDED ACCORDING TO MICROSCOPES

DIGITAL CAMERA FOR MICROSCOPES
CODE ISM-CM63

- To be used with computers
- Sony Exmor back-illuminated CMOS sensor
- USB3.0 transmission
- Automatic exposure, gain adjustment, white balance, chrominance adjustment, saturation adjustment, gamma correction, luminance adjustment, contrast adjustment

application

adapter 0.75X (**optional**)





C-mount port

glass calibration rule (included, graduation 0.1mm)

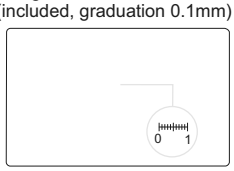

automatic image stitching (expand field of view)

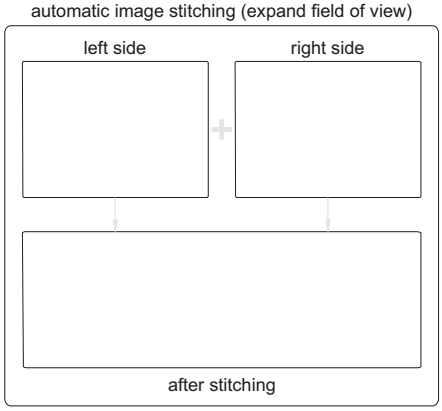

counting

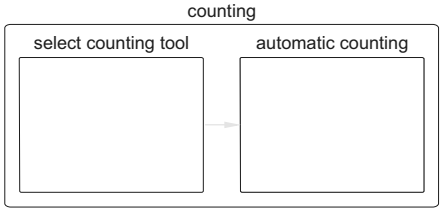

software (included)

selectable resolution

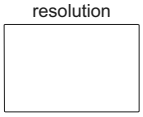

measurement items

real time gray calibration

histogram (quantify the distribution of color and brightness)

black balance (reduce color difference)



flat field correction (reduce brightness difference)



dark field correction (reduce thermal noise)



The software can control image completely, including measurement, image stitching, extend focus depth, image gray processing, RGB histogram observation, image color sampling, 3D plot (3D representation of image intensity), image exposure, white balance, black balance, image bit depth, flat field correction and dark field correction, etc.

Measuring tools:

- measure length of line or distance between two points
- measure distance between two parallel lines
- measure angle
- measure radius, girth and area of circle
- measure axis lengths, girth and area of ellipse
- calibration
- measure rectangle
- measure width and diameter of ring
- measure diameter, length, perimeter angle of arc
- measure area of polygon
- measure center distance between two circles
- measure length of open curve

focus stacking

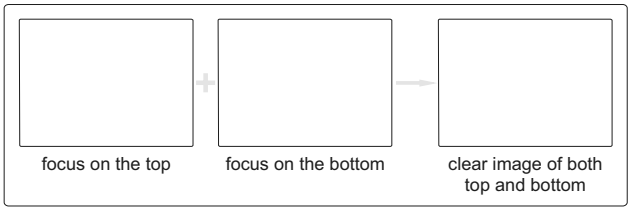

binary

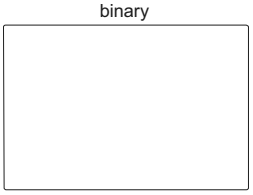

separate target and background

3D plot

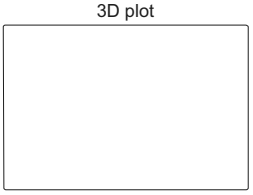

visualize the distribution of image brightness and color

To be continued

https://precishop.hu

Continued from previous page

SPECIFICATION

Sensor (back-up)	1/1.8" CMOS
Resolution	3072×2048
Pixel	6.3M
Single pixel size	2.4×2.4μm
Spectral range	380-650nm (with infrared cut filter)
Frame rate	30fps
Sampling average	1×1
Exposure time	0.1ms~15s
Power supply	USB port
eig 3t	400g

COMPUTER REQUIREMENT

Operation system	Windows 7/8/10
CPU	Intel Core 2 2.8Hz or above
Memery	2GB or above
USB port	USB3.0 (recommand) or USB2.0
Display	17" or above

STANDAER DELIVERY

Camera (USB cable included)	1 pc
Software	1 pc
Glass calibration rule (graduation 0.1mm)	1 pc

OPTIONAL ACCESSORY

Adapter 0.75X	ISM-AD-0D75

SMART CAMERA
CODE ISM-MV10

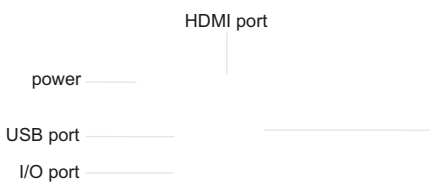

- Built-in software, operated by mouse.
- Automatically calculate, store the test results and sent to Excel
- Camera with PLC control input and output interface, can be integrated with automation equipment
- Functions: presence or absence of objects, position tilt correction, object counting, color detection, stain detection, dimension measurement, position guide, etc.

SOFT ARE

presence or absence of objects

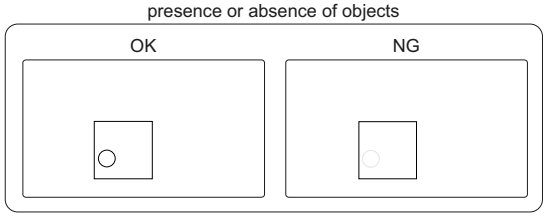

select the area and specify the target, the camera will automatically detect the presence or absence of the target.

automatic counting

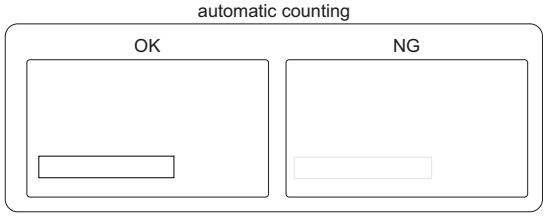

select the area and specify the target, the camera will automatically calculate the number of targets.

dimension measurement

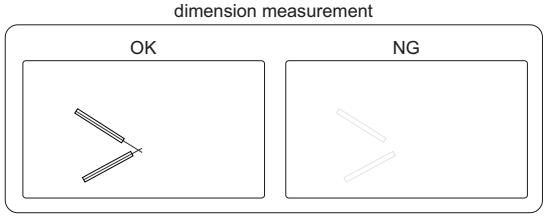

measuring angle, distance, radius, center distance, etc.

SPECIFICATION

C 3ip structure	FPGA+ARM
Operation system	Linux 3.10
Kernel structure	dual-core Cortex-A9
Frequency	1GHZ
I/O port	3 sets of input and output (can be connected to photoelectric switch, wire switch, PLC, etc.)
Operation temperature	-10~70°C
Sensor	1/2" CMOS
Single pixel size	3.75×3.75μm
Resolution	1920×1080
Frame rate	60fps
Video output	HDMI port
Lens connection	standard C port

STANDAER DELIVERY

Camera (wit 3 HDMI cable)	1 pc
Software	1 pc

https://precishop.hu

ATTENTION: ADAPTERS ARE NEEDED ACCORDING TO MICROSCOPES

FOCUS STACKING

AUTOMATIC IMAGE STITCHING

DIGITAL CAMERA FOR MICROSCOPES
CODE ISM-CM20

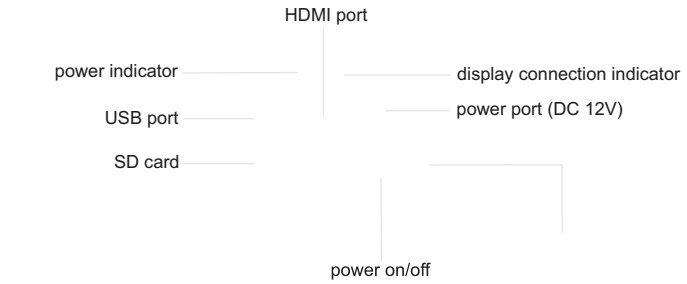

application



C-mount port

adapter 0.5X (**optional**)



glass calibration rule
(included, graduation 0.1mm)

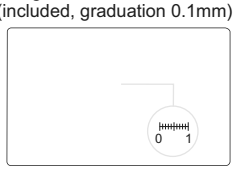

- 1080P high-definition image
- Can be connected with displays or computers
- Built-in simple measuring software for displays, without computer
- Professional measuring software for computers is included
- For bright field, dark field or fluorescent field
- Automatic exposure, white balance, gain adjustment, gamma correction, brightness contrast adjustment, saturation adjustment, chroma sharpness adjustment
- Focus stacking, automatic image stitching

SIMPLE MEASURING SOFT ARE (BUILT-IN, FOR DISPLAYS)

- **Measuring tools:**
  - measure length of line or distance between two points
  - measure distance between point and line
  - measure rectangle
  - measure concentric circles
  - measure circle
  - measure curve
  - measure polygon
  - measure center distance of two circles
  - measure angle of two lines

camera setting

measurement

- calibration
- horizontal mirror
- vertical mirror
- zoom in
- zoom out
- block
- review
- comparison
- cancel
- cross hair
- ruler

auto exposure, white balance, gain adjustment, gamma, chroma contrast adjustment, brightness sharpness adjustment, size measurement

To be continued

https://precishop.hu

Continued from previous page

PROFESSIONAL MEASURING SOFT ARE (INCLUDED, FOR COMPUTERS)

selectable resolution

white balance
(balance color based
on actual light source)

histogram
(quantify the distribution
of color and brightness)

flat field correction

metrics flow
(create templates,
set tolerances and
build metrics flow)

manual counting
(class counting)

image coloring, fluorescence synthesis, binary, image smoothing, color filter/color extraction/ color inversion, delay capture, focus stacking, automatic image stitching, metrics flow, manual counting, dynamic and static measurement, layered measurement, report generation and printing, delay record, flat field correction, image adjustment, histogram.

focus stacking

focus on the top | focus on the bottom | clear image of both top and bottom

automatic image stitching

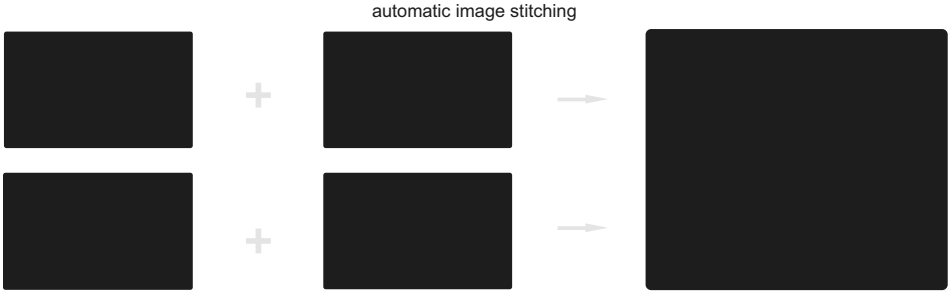

slowly move the workpiece to generate a stitched image automatically (this image can not be used for size measurement)

SPECIFICATION

Sensor	1/2.8" CMOS
Pixel	2M
Resolution	1920×1080
Frame rate	30fps
Power supply	power adapter
Output	HDMI/USB
Lens connection	C-mount

COMPUTER (optional) REQUIREMENT

Operation system	Windows 7/8/10 (64 bit)
CPU	Intel Core i5 or above
Memory	8GB or above
USB port	USB 3.0

DISPLAY (optional) REQUIREMENT

Size	13" or above
Resolution	1080P or above
HDMI port	type A

STANDARD DELIVERY

Main unit	1 pc
16G memory card and 3older	1 pc
Glass calibration rule (graduation 0.1mm)	1 pc
Mouse	1 pc
HDMI cable	1 pc
USB cable	1 pc
Power supply	1 pc

OPTIONAL ACCESSORY

Adapter 0.5X	**ISM-MAS-ADAPTER**

https://precishop.hu

WIRELESS AD-HOC NETWORK | AUTOMATIC IMAGE STITCHING | FOCUS STACKING

IFI 4K CAMERA FOR MICROSCOPES
CODE ISM-MP8B

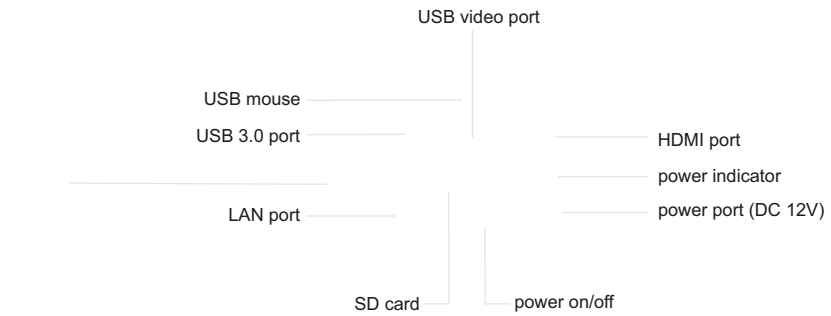

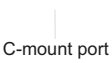

application



- 4K high-definition image
- Can be connected with displays or computers
- Built-in simple measuring software for display, without computer
- Professional measuring software for computers is included
- 4K HDMI/LAN/USB multiple video outputs
- 4K/1080P automatically switched by display resolution
- Focus stacking, automatic image stitching
- Wireless network or wired network

simple measuring software (built-in, for displays)



professional measuring software (included, for computers)



SPECIFICATION

Sensor	1/1.2" CMOS
Pixel	8M
Resolution	3840×2160, 1920×1080
Single pixel	2.9×2.9μm
Frame rate	60fps@3840×2160 (HDMI) 30fps@3840×2160 (LAN) 30fps@3840×2160 (USB)
Binning	1×1
Exposure	0.04~1000ms
Output	HDMI/USB/LAN
Lens connection	C-mount
Power supply	DC 12V 1A
Dimension (L× ×H)	80×65×105mm
eig 3t	700g

CONNECTION

HDMI	comply with HDMI 2.0 standard 4K/1080P automatically switched by display resolution
LAN	H264 encoded video bandwidth adjustment in real time DHCP configuration or manual configuration unicast/multicast configuration
LAN	connecting 5G WLAN adapter (USB 3.0 interface) in AP/STA mode
COMPUTER	connecting USB video port of PC for video transfer H264/MJPEG format video

To be continued

https://precishop.hu

Continued from previous page

STANDARD DELIVERY

Main unit	1 pc
32G SD card	1 pc
USB mouse	1 pc
HDMI2.0 cable	1 pc
USB3.0 cable	1 pc
USB wlan adapter	1 pc
lan cable	1 pc
Glass calibration ruler	1 pc
Calibration plate	1 pc
Software	1 pc
Power adapter	1 pc

OPTIONAL ACCESSORY

16G USB flas 3 disk		IS-USBDISK-16G
Adjustable lens adapter	Ø23.2mm eyepiece tube	ISM-MP-2A075
	Ø31.75mm eyepiece tube	ISM-MP-3A075
Fixed lens adapter	Ø23.2mm eyepiece tube	ISM-MP-2F075
	Ø31.75mm eyepiece tube	ISM-MP-3F075
Adapter ring for Ø30.0mm eyepiece tube		ISM-MP-300R
Adapter ring for Ø30.5mm eyepiece tube		ISM-MP-305R

COMPUTER

Operation system	Windows 7/8/10/11
CPU	Intel Core 2 2.8Hz
Memory	2GB
USB port	USB 3.0 or USB 2.0 port
Display	17"

PROFESSIONAL MEASURING SOFT ARE (INCLUDED, FOR COMPUTERS)

Measuring tools:

- measure length of line or distance between two points
- measure distance between two parallel lines
- measure angle
- measure radius, girth and area of circle
- measure axis lengths, girth and area of ellipse
- calibration
- measure rectangle
- measure width and diameter of ring
- measure diameter, length, perimeter angle of arc
- measure area of polygon
- measure center distance between two circles
- measure length of open curve

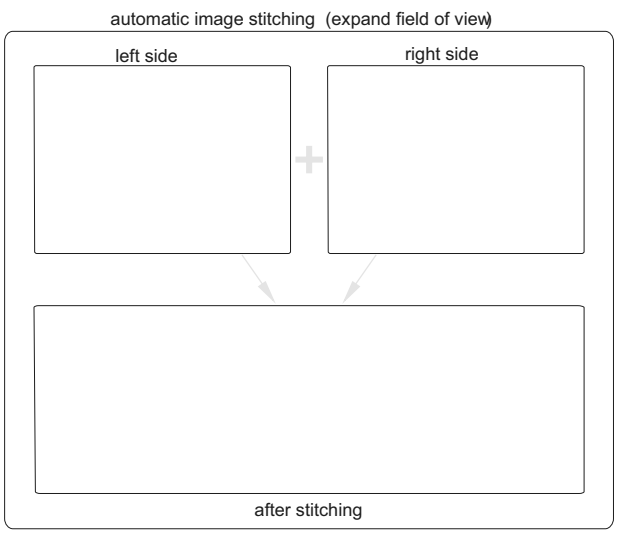

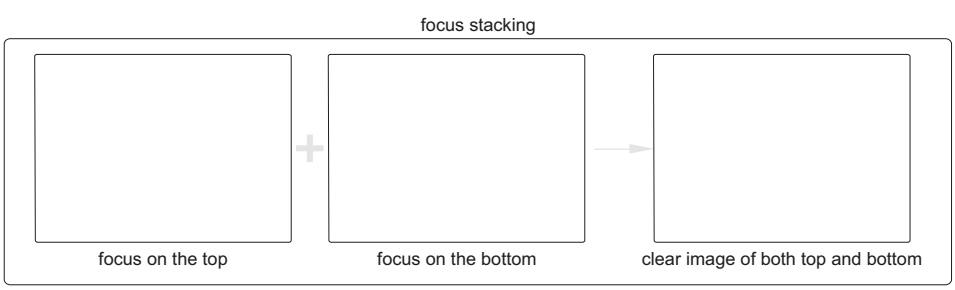

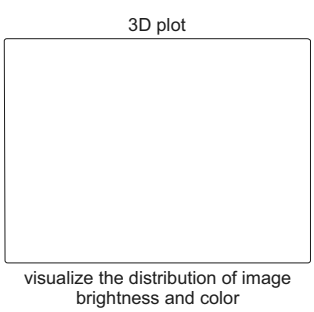

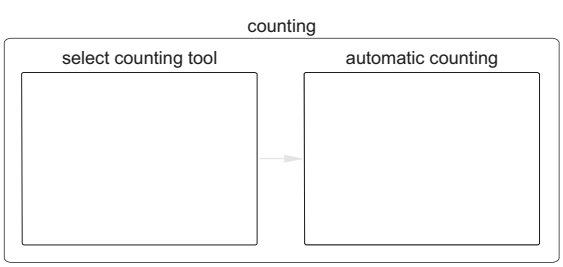

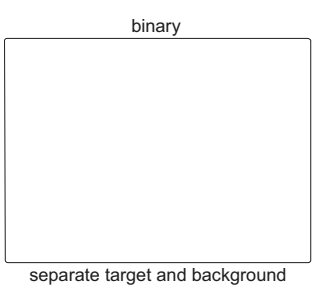

https://precishop.hu

METALLURGICAL ANALYSIS SOFT ARE AND CAMERA
CODE ISM-MAS100

- More than 100 standards (ISO, ASTM, JIS, etc.)
- For metallurgical microscopes
- The camera can be inserted into the eyepiece tube or camera connector of microscopes
- Metallurgical analysis software is included, which can make comparative analysis, measurement and evaluation of various materials

application



software flash disk
(included)



glass calibration rule
(included)

metallurgical analysis software (included)

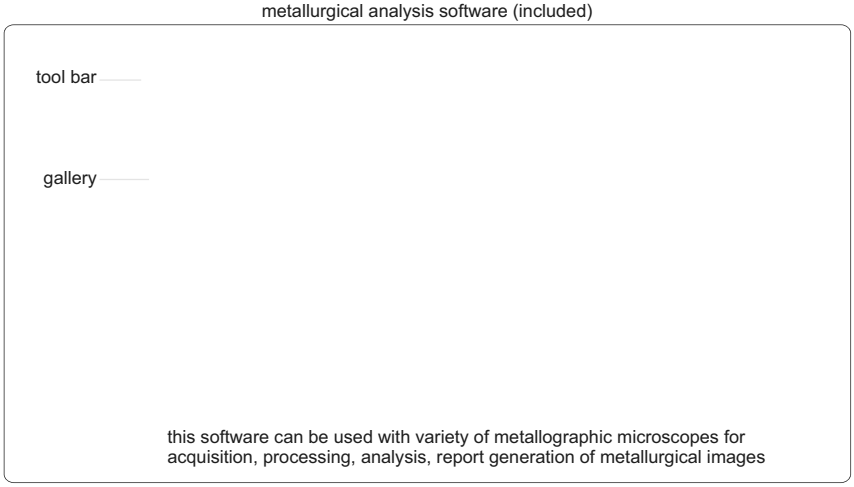

metallurgical module list



To be continued

https://precishop.hu

Continued from previous page

examples of metallurgical analysis

metallurgical analysis of ductile cast iron-spheroidizing grading



metallurgical analysis of ductile cast iron-pearlite quantity



dimension measurement



report



focus stacking

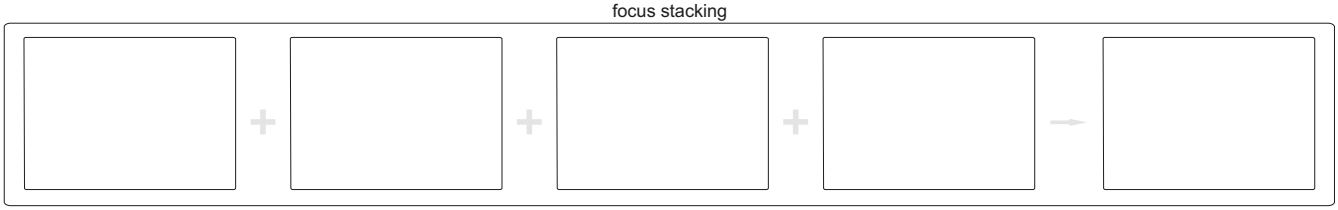

image stitch

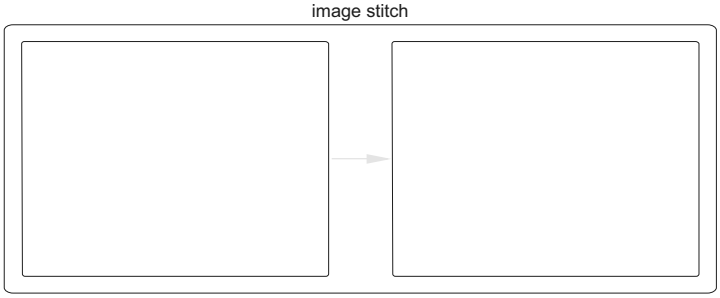

three dimension map

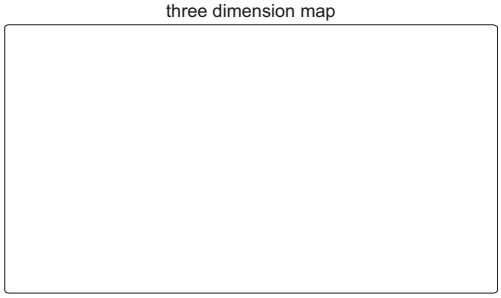

SPECIFICATION

Sensor	1/1.8" CMOS
Pixel	6.3M
Resolution	3072×2048
Frame rate	30fps
Exposure time	0.1ms~15s
Power supply	USB port
eig 3t	400g

STANDARD DELIVERY

Camera (USB cable included)	1 pc
Software	1 pc
Glass calibration rule	1 pc

https://precishop.hu

CAMERA ADAPTERS

- Ø23.2/30mm eyepiece adapter is included
- Suitable for digital cameras **ISM-CM20, ISM-CM63, ISM-ZS70-S**

Ø23.2/30mm eyepiece adapter (included)

0.5X camera adapter (fixed focus distance) ISM-AD-0D5

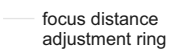

0.75X camera adapter (fixed focus distance) ISM-AD-0D75

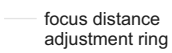



0.5X camera adapter (adjustable focus distance) ISM-AD-A0D5

0.75X camera adapter (adjustable focus distance) ISM-AD-A0D75

SPECIFICATION

Code	ISM-AD-0D5	ISM-AD-A0D5*	ISM-AD-0D75	ISM-AD-A0D75
Type	fixed focus distance	adjustable focus distance	fixed focus distance	adjustable focus distance
Magnification	0.5X	0.41X~0.58X	0.75X	0.64X~0.86X

*There may be shadows on the edge of image when **ISM-AD-A0D5** is used

PORTABLE MEASURING MICROSCOPES

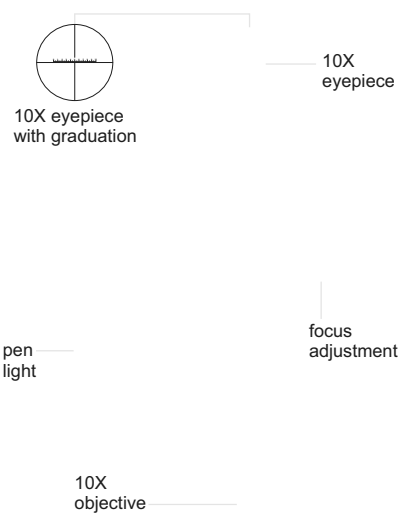

ISM-PM100

SPECIFICATION

Code	ISM-PM20	ISM-PM40	ISM-PM50	ISM-PM100
Total magnification	20X	40X	50X	100X
Eyepiece	10X with graduation	10X with graduation	10X with graduation	10X with graduation
Objective (ac 3romatic)	2X (numerical aperture: 0.05)	4X (numerical aperture: 0.1)	5X (numerical aperture: 0.12)	10X (numerical aperture: 0.25)
orking distance	17.2mm	18mm	17.6mm	7mm
Graduation	0.05mm	0.025mm	0.02mm	0.01mm
Viewing field	Ø9mm	Ø4.5mm	Ø3.6mm	Ø1.8mm
Focus range	30mm			
Illumination	LED light			
Diameter of base	Ø63mm			
Heig 3t	210mm			
eig 3t	650g			

STANDARD DELIVERY

Main unit	1 pc
Pen lig 3t	1 pc
Battery (AAA)	2 pcs

https://precishop.hu

TABLE MAGNIFIER WITH ILLUMINATION
CODE 7517-3D

- Four steps brightness adjustment
- LED illumination, working life 20000h
- Resin lens

SP CIFICATION

Magnification	1.75X
Diopter	3D
Lens diameter	Ø125mm
Illumination	power: 3W, illumination: 260lm
Power supply	power adapter 12V, 1A

7517-3D

TABLE MAGNIFIERS WITH ILLUMINATION

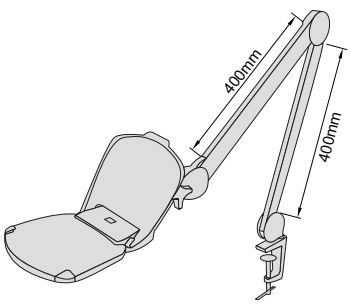

- LED illumination, working life 20000h
- Resin lens

SP CIFICATION

Code	7520-320D	7521-3D
Magnification	two magnifications 1.75X/6X	1.75X
Diopter	3D/20D	3D
Lens dimension	160×127mm	Ø126mm
Illumination	power: 6W, illumination: 550lm	
Power supply	power a apter 12V, 1A	



7520-320D



7521-3D

TABLE MAGNIFIER WITH ILLUMINATION
CODE 7516-5D

- LED illumination, working life 20000h

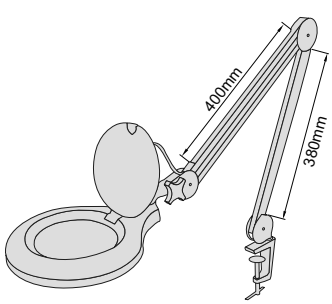

SP CIFICATION

Magnification	2.25X
Diopter	5D
Lens diameter	Ø122mm
Illumination	power: 7W, illumination: 420lm
Power supply	100~240V, 50~60 ,z

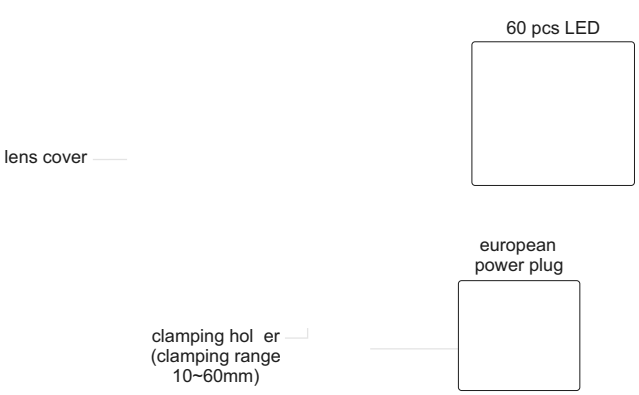

7516-5D

https://precishop.hu

DIGITAL MAGNIFIER
CODE 7525-D4

VIDEO



- 720P60 camera
- Auto focus
- With screen freezing function
- 26 color modes can be switched to meet the needs of different people
- Port to TV
- Automatic shutdown after 3 minutes

after the handle is folded, the magnifier can be directly placed on the object for observation

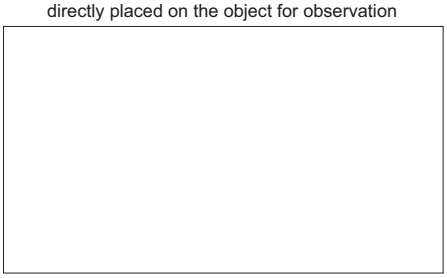

SPECIFICATION

Screen size	4.3 inch
Screen resolution	480x272
Magnification	2X-32X
Pixel	8M
Focus	manual/automatic
Color mode (26 modes)	color mode, color enhancement mode, negative mode, monochrome mode, black on white, white on black, blue on white, white on blue, yellow on black, black on yellow, yellow on blue, blue on yellow, green on white, white on green, orange on white, white on orange, red on black, black on red, orange on black, black on orange, yellow on green, green on yellow, red on white, white on red, yellow on white, white on yellow
Output	TV
Charging port	Type-C
Lithium battery	1600mAH (for 4 hours working)
Dimension (LxWxH)	123x39x76mm 1when the handle is folded)
Weight	210g

side and back

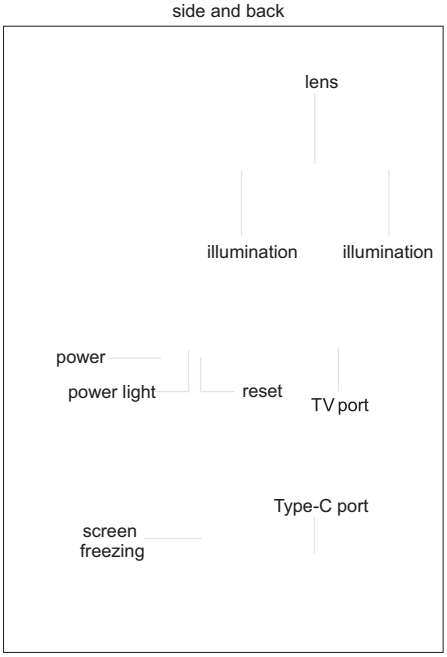

STANDARD DELIVERY

Main unit	1 pc
Video output cable	1 pc
USB charging cable	1 pc
Power adapter	1 pc

https://precishop.hu

DIGITAL MAGNIFIER
CODE 7526-D5

VIDEO

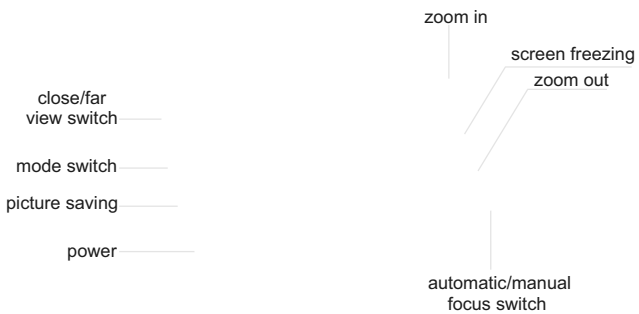

horizontal and vertical red lines



- 720P60 (close view) and 1080P30 (far view) cameras
- Double autofocus
- 26 color modes can be switched to meet the needs of different people
- Adopt folding bracket
- Detachable handle design, suitable for left-handed or right-handed use
- TV and HDMI ports to TV and display
- Automatic shutdown after 3 minutes

SPECIFICATION

Screen size	5 inch
Screen resolution	800x480
Magnification	2X-32X
Close view pixel	8M
Far view pixel	8M
Focus	manual/automatic
Color mode (26 modes)	color mode, color enhancement mode, negative mode, monochrome mode, black on white, white on black, blue on white, white on blue, yellow on black, black on yellow, yellow on blue, blue on yellow, green on white, white on green, orange on white, white on orange, red on black, black on red, orange on black, black on orange, yellow on green, green on yellow, red on white, white on red, yellow on white, white on yellow
Line	horizontal and vertical red lines
Function	screen freezing, image moving, photo playback, and high definition storage
Output	TV and HDMI
Storage	supports up to 32G TF card
Charging port	Type-C
Lithium battery	2500mAH (for 4 hours working)
Dimension (LxWxH)	145x30x85mm 1when the handle is folded)
Weight	275g

STANDARD DELIVERY

Main unit	1 pc
HDMI cable	1 pc
Video output cable	1 pc
USB charging cable	1 pc
Power adapter	1 pc

after the handle is folded, the magnifier can be directly placed on the object for observation



side and back

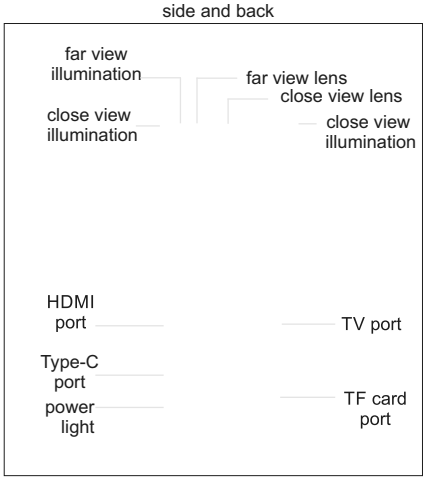

https://precishop.hu

FOLDING MAGNIFIER

- Glass lens

Code	Magnification	Lens diameter (ØD)
7511-8	10X	Ø21mm

7511-8

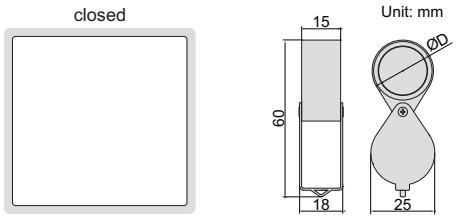

FOLDING MAGNIFIER WITH ILLUMINATION

- Resin lens
- Powered by 3xLR927 batteries 1included)

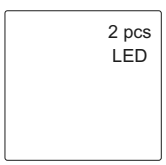

Code	Magnification	Lens diameter (ØD)
7515-10	10X	Ø21mm



7515-10

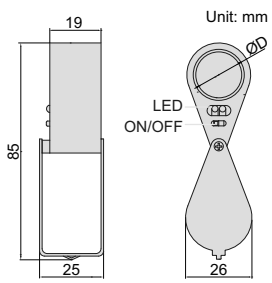

FOLDING MAGNIFIER WITH ILLUMINATION

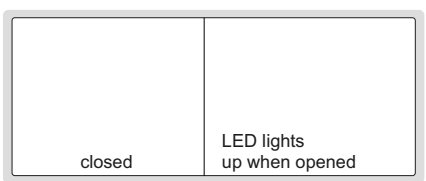

- Resin lens
- Powered by 2xCR1620 batteries 1included)
- LED lights up automatically when opened

Code	Magnification	Lens diameter (ØD)
7514-1	2.5X	Ø45mm

7514-1



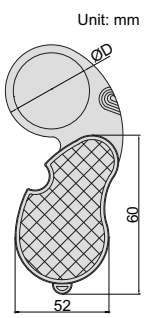

MAGNIFIER WITH ILLUMINATION

- Glass lens
- Powered by 3xAG7 batteries
- 3 pcs LED and 3 pcs UV
- Base with scale, graduation: 0.5mm, 1/16"

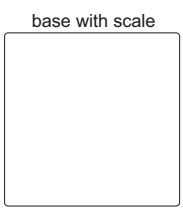



Code	Magnification	Lens diameter (ØD)	L	H	W
7524-10	10X	Ø30mm	60mm	50mm	56mm

7524-10

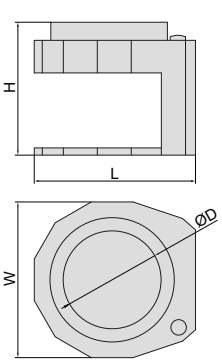

https://precishop.hu

MEASURING MAGNIFIERS (WITH ILLUMINATION)

Unit: mm

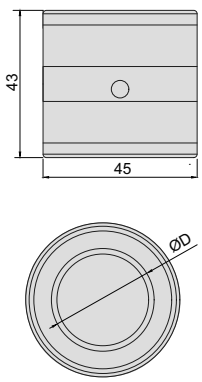

7527-D1

scale of **7527-D1**

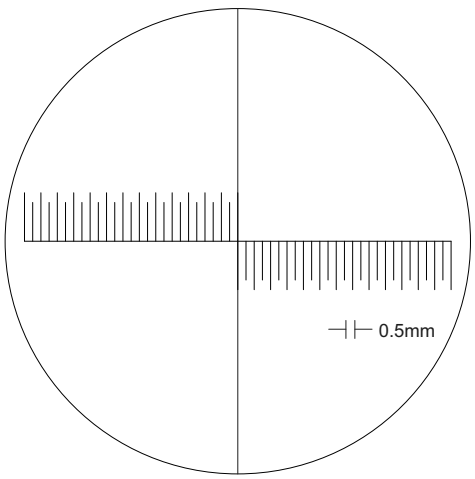

scale of **7527-D2**
10-5mm graduation: 0.1mm, 5-10mm graduation: 0.5mm)

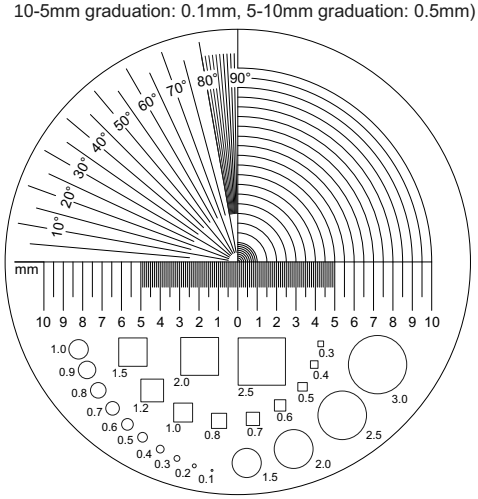

base with scale

7527-D1	7527-D2

- Base with scale
- With 5 white LED and 5 UV LED
- Charging port: Type-C
- Work for 1.5h after fully charged

Code	Magnification	Lens diameter (ØD)
7527-D1	10X	Ø30mm
7527-D2	10X	Ø30mm

25

MAGNIFIER WITH ILLUMINATION

- Glass lens
- With 4 white LED, three levels brightness adjustment
- Charging port: Type-C

Unit: mm

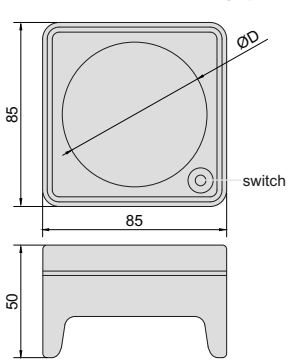

7528-3

Code	Magnification	Lens diameter (ØD)
7528-3	3X	Ø70mm

https://precishop.hu

MAGNIFIERS WITH ILLUMINATION



- Glass lens
- Powered by 3xAAA batteries 1included)

7513-2 7513-4

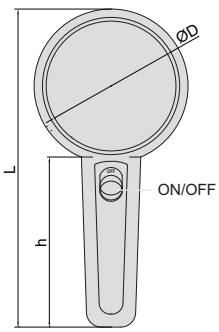

Code	Magnification	Lens diameter (ØD)	L	h
7513-2	2X	Ø75mm	170mm	90mm
7513-4	4X	Ø50mm	145mm	90mm

MAGNIFIER WITH ILLUMINATION

- Resin lens
- With 20 white LED, three levels brightness adjustment
- Charging port: Type-C

7529-24

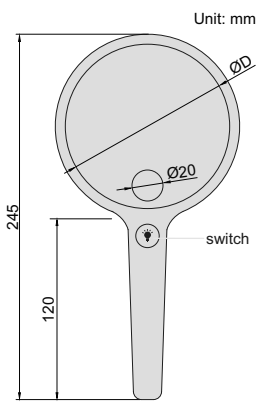

Code	Magnification	Lens diameter (ØD)
7529-24	2X/4X	Ø105mm

MAGNIFI R WITH TWO L NS S

- Resin lens
- Interchangeable lenses
- Powere by 3 pcs AAA batteries (inclu e)



7522-610

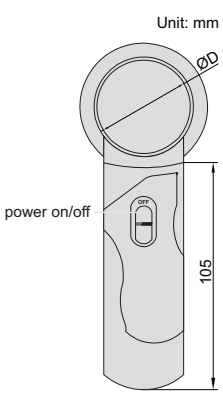

Code	Lens number	Magnification	Lens diameter (ØD)
7522-610	2 pcs	6X	50mm
		10X	37mm

https://precishop.hu

THREE WAYS MAGNIFIER WITH ILLUMINATION

three ways use



2X 4X

VIDEO

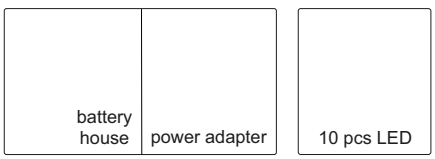

- Resin lens
- Powered by 2xAA batteries 1included) or power adapter 1110~240V, 50~60Hz)

7512-1

Unit: mm

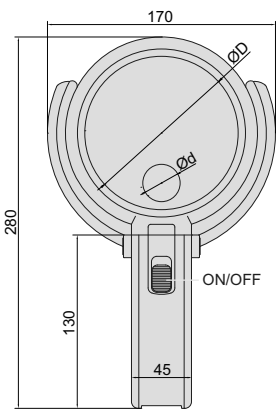

Code	Magnification	Lens diameter (ØD/Ød)
7512-1	2X/4X	Ø120mm/Ø28mm

MAGNIFICATION GLASSES

VIDEO

7523-3D5

interchangeable lenses



a justable lens an LED angle

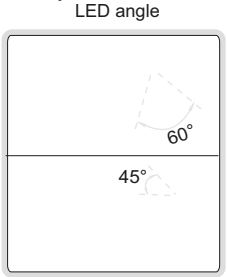

hea ban (inclu e)



- Resin lens
- Interchangeable lenses
- Powere by 3 pcs AAA batteries (inclu e)

Code	Lens number	Magnification
7523-3D5	5 pcs	1X
		1.5X
		2X
		2.5X
		3.5X

a justable hol er angle

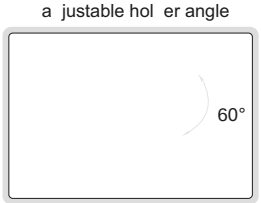

moveable lens for focus

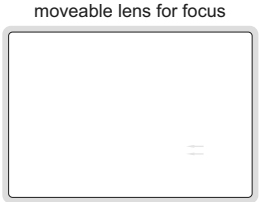

2 pcs LED



https://precishop.hu

MAGNIFIER

using on table



hanging around neck



- Resin lens
- Silicone hose can be shaped according to needs
- Can be used on table or hanging around neck

Code	Magnification	Lens size
7530-1D8	1.8X	180x120mm

silicone hose

Unit: mm

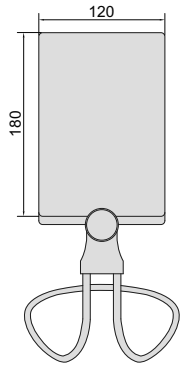

7530-1D8

T L SCOPING INSP CTION MIRRORS

- Inspect hidden areas
- Rotation of the mirror: 360°
- Length of handle is adjustable, handle is made of stainless steel

Code	Size of mirror	Length
7160-1	Ø32mm	178~515mm
7160-2	50x 60mm	330~4 60mm

7160-1

7160-2

Unit: mm

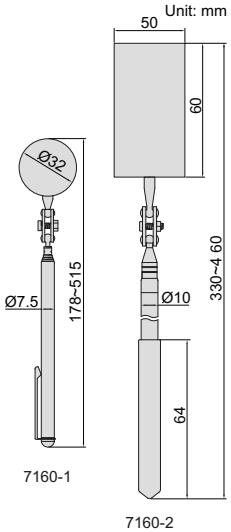

25

TELESCOPING INSPECTION MIRROR (WITH ILLUMINATION)

- Inspect hidden areas
- Head can bend and rotate
- Telescoping handle, made of stainless steel
- With two CR2032 batteries

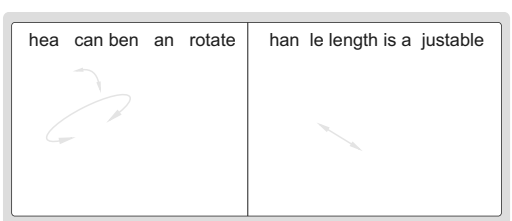

Code	Size of mirror	Length
7162-1	65x42mm	285~875mm

7162-1

Unit: mm

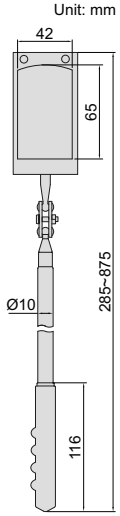

https://precishop.hu

TELESCOPING MAGNETIC PICK-UP AND FLASHLIGHT

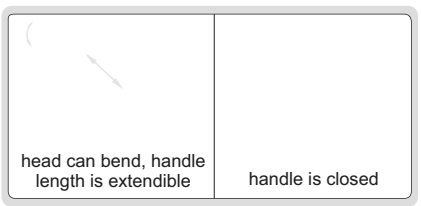



- For illumination and pick up steel parts in hidden areas
- Head can bend
- Telescoping handle, made of stainless steel
- Magnetic head and end
- With four LR44 batteries

7163-1

Code	Magnetic force of the end	Magnetic force of the head	Flashlight range	Battery life	Length
7163-1	4kgf	2kgf	3m	8h	172~568mm

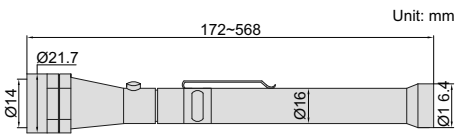

FLEXIBLE PICK-UP AND FLASHLIGHT

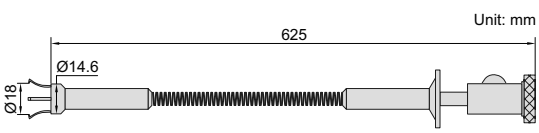

- For illumination and pick up steel parts in hidden areas
- Flexible spring rod, made of stainless steel
- Three LR44 batteries

7164-1

Code	Magnetic force	Flashlight range	Battery life
7164-1	0. 6kgf	1m	24h

T L SCOPING MAGN TIC PICK-UP

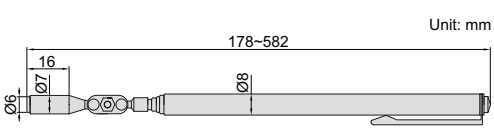

- Pick up steel parts from hidden areas
- Rotation of magnetic head: 360°
- Length of handle is adjustable, handle is made of stainless steel

7161-1

Code	Size of magnetic tip	Magnetic force	Length
7161-1	Ø6mm	0.45kgf	178~582mm

https://precishop.hu

Videoscopes
Page 670-682

Pipe Videoscopes
Page 683

Rigid Borescopes
Page 684

https://precishop.hu

VIDEOSCOPE (DESK TYPE)

REAR FIBER ILLUMINATION

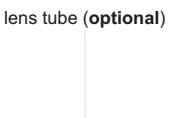

main unit

MAIN UNIT (WITHOUT LENS TUBE)

Code	**ISV-Y**
Display	10" HD touch display
Function	take picture, take video
File format	picture: JPG, video: MP4
Memory	built-in hard disk or USB flash disk
Image process	image zoom (1X, 2X, 3X)
Image control	noise reduction, negative film, flip over, freeze, on-line edit
Illumination	stepless adjustment
Additional function	real-time dynamic annotation, real-time watermark, rapid defect mark
Output	USB, HDMI
Power supply	AC/DC adapter (for continuous working)
Weight	1000g

STANDARD DELIEVERY

Main unit	1 pc
USB disk	1 pc
Mouse	1 pc
AC/DC adapter	1 pc

OPTIONAL ACCESSORY

Lens tube	refer to below details
Software for automatic defect identification	can be customized

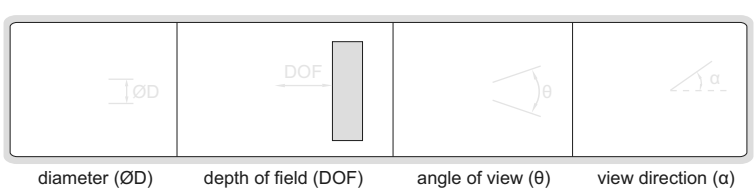

RIGID STRAIGHT LENS TUBE, FRONT VIEW

Code	Lens tube		Lens					
	diameter (ØD)	length (L)	pixel	illumination	angle of view (θ)	depth of field (DOF)	view direction (α)	dust/ waterproof
ISV-Y1210	1.2mm	90mm	0.04M	rear optical fiber	120°	3~70mm	0°	IP67
ISV-Y1810	1.8mm	120mm (**optional** 90-150mm)	0.16M			3~70mm	0°	
ISV-Y2010	2.0mm	120mm (**optional** 90-150mm)	0.16M			3~70mm	0°	
ISV-Y2410	2.4mm	150mm (**optional** 90-300mm)	0.16M			3~70mm	0°	
ISV-Y2810	2.8mm	150mm (**optional** 90-300mm)	0.16M			3~70mm	0°	
ISV-Y3910	3.9mm	200mm (**optional** 90-500mm)	1M			8~150mm	0° (**optional** 30°, 70°)	
ISV-Y6010	6.0mm	300mm (**optional** 90-1000mm)	1M			12~200mm	0° (**optional** 30°, 70°)	

To be continued

https://precishop.hu

Continued from previous page

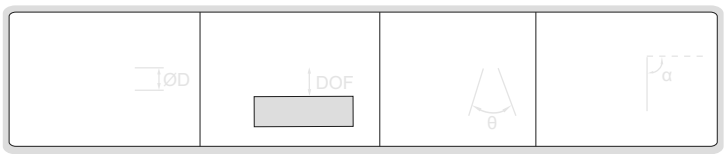

diameter (ØD) depth of field (DOF) angle of view (θ) view direction (α)

RIGID STRAIGHT LENS TUBE, SIDE VIEW

Code	Lens tube		Lens					
	diameter (ØD)	length (L)	pixel	illumination	angle of view (θ)	depth of field (DOF)	view direction (α)	dust/ waterproof
ISV-Y2810C	2.8mm	150mm (**optional** 90-300mm)	0.16M	rear optical fiber	120°	3~70mm	90°	IP67
ISV-Y3910C	3.9mm	200mm (**optional** 90-500mm)	1M			8~150mm		
ISV-Y4510C	4.5mm	250mm (**optional** 90-800mm)	1M			8~150mm		
ISV-Y6010C	6.0mm	300mm (**optional** 90-1000mm)	1M			12~200mm		

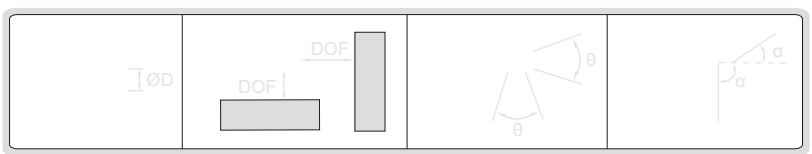

diameter (ØD) depth of field (DOF) angle of view (θ) view direction (α)

RIGID STRAIGHT LENS TUBE, FRONT VIEW & SIDE VIEW

Code	Lens tube		Lens					
	diameter (ØD)	length (L)	pixel	illumination	angle of view (θ)	depth of field (DOF)	view direction (α)	dust/ waterproof
ISV-Y6010S	6.0mm	300mm (**optional** 90-1000mm)	1M	rear optical fiber	120°	front view: 12~200mm side view: 8~150mm	front view: 0° side view: 90°	IP67

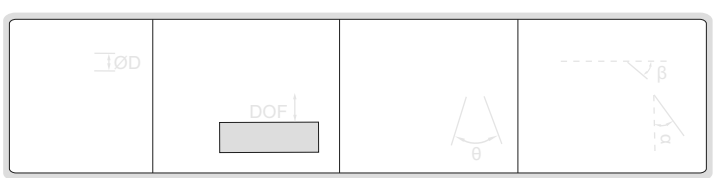

diameter (ØD) depth of field (DOF) angle of view (θ) view direction (α)
bending angle (β)

BENDING SPRING LENS TUBE

Code	Lens tube		Lens						
	diameter (ØD)	length (L)	pixel	illumination	angle of view (θ)	depth of field (DOF)	view direction (α)	bending angle (β)	dust/ waterproof
ISV-Y3010W	3.0mm	1000mm	0.16M	rear optical fiber	120°	8~150mm	0°	75° (can be customized)	IP65
ISV-Y5010W	5.0mm		1M			8~150mm			
ISV-Y7010W	7.0mm		1M			12~200mm			

https://precishop.hu

VIDEOSCOPE

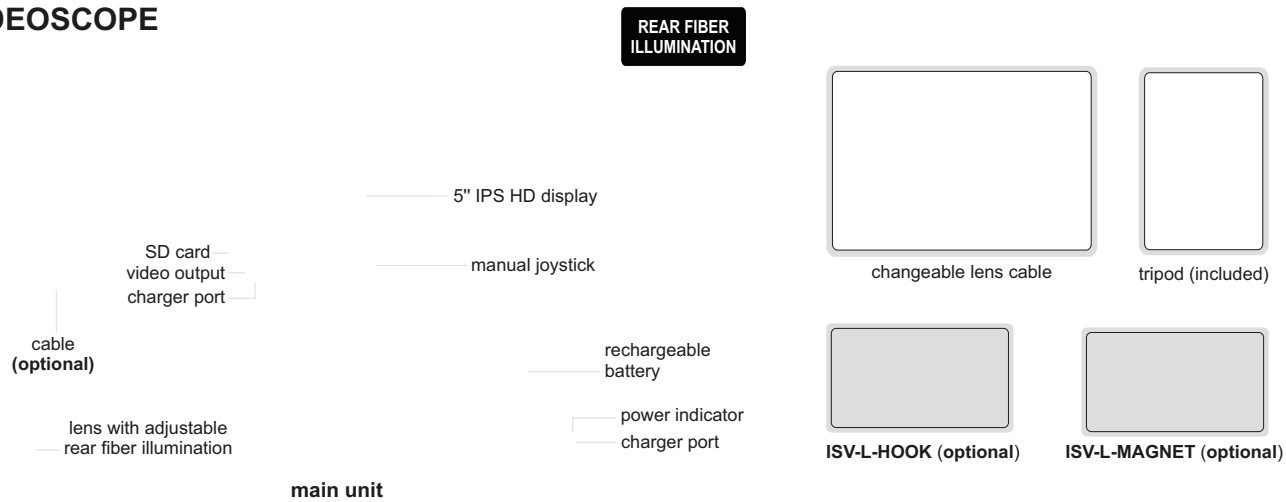

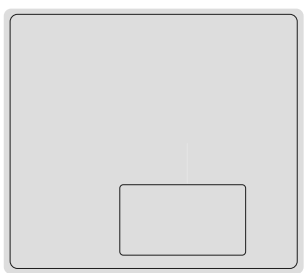

ISV-L-CLAMP (optional)

MAIN UNIT (WITHOUT CABLE)

Code	**ISV-L**
Display	5" high definition LCD
Resolution	1024×720
Function	take pictures, take videos
File format	picture: JPG, video: MP4
Image process	image zoom (1X, 2X, 3X, 4X)
Image control	freeze, flip over, playback and analog ruler
Memory	memory card
Output	USB, HDMI
Power supply	rechargeable lithium battery (working time ≥ 4hours) AC/DC adapter (for continuous working)
Weight	1000g

OPERATION ENVIRONMENT

Main unit	-10~50°C, no preheat
Operation temperature	-20~70°C
Storage temperature	-20~60°C
Relative humidity	maximum 90%, no condensation

STANDARD DELIEVERY

Main unit	1 pc
32G SD card	1 pc
Card reader	1 pc
USB cable	1 pc
Tripod	1 pc
AC/DC adapter	1 pc

OPTIONAL ACCESSORY

Cable	please refer to details
WIFI output	**ISV-L-WIFI** (must be installed in factory, only for Android OS)
Temperature alarm	**ISV-L-HTALARM** (must be installed in factory, for Ø3.9mm, Ø4.5mm and Ø6.0mm)
Hook	**ISV-L-HOOK** (must be installed in factory, for Ø3.9mm, Ø4.5mm and Ø6.0mm)
Magnet	**ISV-L-MAGNET** (must be installed in factory, for Ø3.9mm, Ø4.5mm and Ø6.0mm)
Clamp	**ISV-L-CLAMP**

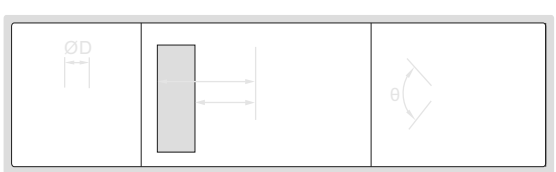

diameter (ØD) depth of field (DOF) angle of view (θ)

ONE-DIRECTION CABLE (NO BENDING), FRONT VIEW

Code	Cable		Lens							
	length	type	view direction	diameter (ØD)	depth of field (DOF)	angle of view (θ)	illumination	pixel	resolution	dust/ waterproof
ISV-L09505	0.5m	spring tube	front view	0.95mm	3~30mm	>120°	rear fiber	0.16M	400×400	IP65
ISV-L09510	1m									
ISV-L1210	1m			1.2mm	3~30mm					
ISV-L1510	1m	tungsten wire weaved cable		1.5mm	3~70mm					
ISV-L1515	1.5m									

To be continued

https://precishop.hu

Continued from previous page



diameter (ØD) | depth of field (DOF) | angle of view (θ) | bend range (α) | bend in 2 directions

TWO-DIRECTION BENDING CABLE, FRONT VIEW

Code	Cable		Lens									
	length	type	view direction	bend direction	diameter (ØD)	depth of field (DOF)	bend range (α)	angle of view (θ)	illumination	pixel	resolution	dust/ waterproof
ISV-L1810	1m	tungsten wire weaved cable	front view	two directions	1.8mm	3~30mm	±160°	>120°	rear fiber	0.16M	400×400	IP65
ISV-L2010	1m				2.0mm	3~30mm						
ISV-L2410	1m				2.4mm	3~70mm (**optional** 5~100mm)						
ISV-L2415	1.5m											
ISV-L2420	2m											

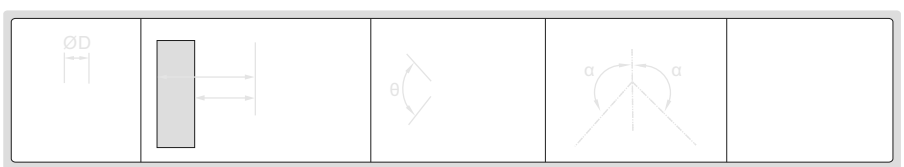

diameter (ØD) | depth of field (DOF) | angle of view (θ) | bend range (α) | bend in 4 directions

FOUR-DIRECTION BENDING CABLE, FRONT VIEW

Code	Cable		Lens									
	length	type	view direction	bend direction	diameter (ØD)	depth of field (DOF)	bend range (α)	angle of view (θ)	illumination	pixel	resolution	dust/ waterproof
ISV-L2810	1m	tungsten wire weaved cable	front view	four directions	2.8mm	3~70mm (**optional** 5~100mm)	±160°	>120°	rear fiber	0.16M	400×400	IP65
ISV-L2815	1.5m											
ISV-L2820	2m											
ISV-L2830	3m											
ISV-L3910	1m				3.9mm	8~150mm (**optional** 3~70mm)				0.92M	1280×720	IP67
ISV-L3915	1.5m											
ISV-L3920	2m											
ISV-L3930	3m											
ISV-L3940	4m											
ISV-L3950	5m											
ISV-L6010	1m				6.0mm	12~200mm (**optional** 3~70mm, 8~150mm)				0.92M	1280×720	IP67
ISV-L6015	1.5m											
ISV-L6020	2m											
ISV-L6030	3m											
ISV-L6040	4m											
ISV-L6050	5m											
ISV-L6060	6m											
ISV-L6070	7m											

To be continued

https://precishop.hu

Continued from previous page

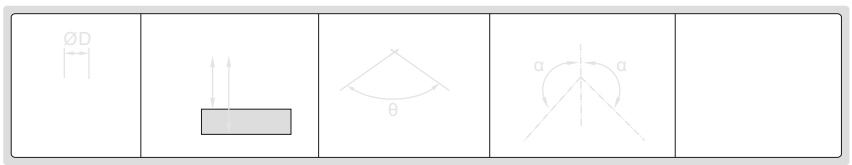

diameter (ØD) depth of field (DOF) angle of view (θ) bend range (α) bend in 2 directions

TWO-DIRECTION BENDING CABLE, SIDE VIEW

Code	Cable		Lens									
	length	type	view direction	bend direction	diameter (ØD)	depth of field (DOF)	bend range (α)	angle of view (θ)	illumination	pixel	resolution	dust/ waterproof
ISV-L1810C	1m	tungsten wire weaved cable	side view	two directions	1.8mm	3~30mm	±160°	>120°	rear fiber	0.16M	400×400	IP65
ISV-L1815C	1.5m											

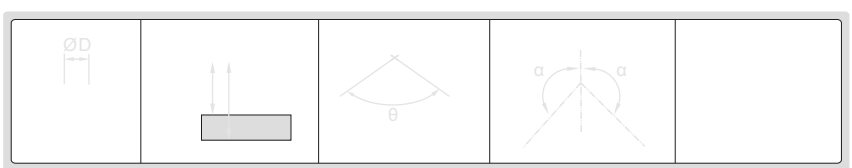

diameter (ØD) depth of field (DOF) angle of view (θ) bend range (α) bend in 4 directions

FOUR-DIRECTION BENDING CABLE, SIDE VIEW

Code	Cable		Lens									
	length	type	view direction	bend direction	diameter (ØD)	depth of field (DOF)	bend range (α)	angle of view (θ)	illumination	pixel	resolution	dust/ waterproof
ISV-L2810C	1m	tungsten wire weaved cable	side view	four directions	2.8mm	3~70mm	±160°	>120°	rear fiber	0.16M	400×400	IP65
ISV-L2815C	1.5m											
ISV-L2820C	2m											
ISV-L2830C	3m											
ISV-L4510C	1m				4.5mm	5~100mm (**optional** 8~150mm)				0.92M	960×720	IP67
ISV-L4515C	1.5m											
ISV-L4520C	2m											
ISV-L4530C	3m											
ISV-L6010C	1m				6.0mm	8~150mm (**optional** 5~100mm)						
ISV-L6015C	1.5m											
ISV-L6020C	2m											
ISV-L6030C	3m											
ISV-L6040C	4m											
ISV-L6050C	5m											

https://precishop.hu

FRONT AND SIDE VIEW VIDEOSCOPE

REAR FIBER ILLUMINATION

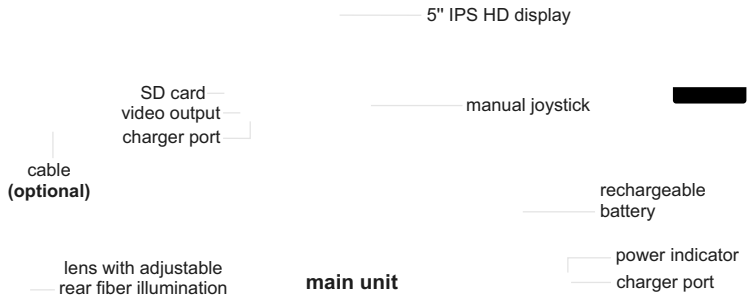

MAIN UNIT (WITHOUT CABLE)

Code	**ISV-S**
Display	5" high definition LCD
Resolution	1024×720
Function	take pictures, take videos
File format	picture: JPG, video: MP4
Image process	image zoom (1X, 2X, 3X, 4X)
Image control	freeze, flip over, playback and analog ruler
Memory	memory card
Output	USB, HDMI
Power supply	rechargeable lithium battery (working time ≥ 4hours) AC/DC adapter (for continuous working)
Weight	1000g

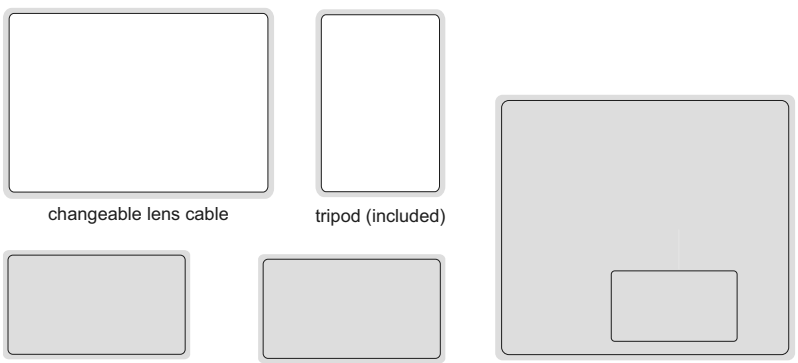

changeable lens cable | tripod (included) | **ISV-S-HOOK (optional)** | **ISV-S-MAGNET (optional)** | **ISV-S-CLAMP (optional)**

STANDARD DELIEVERY

Main unit	1 pc
32G SD card	1 pc
Card reader	1 pc
USB cable	1 pc
Tripod	1 pc
AC/DC adapter	1 pc

OPTIONAL ACCESSORY

Cable	please refer to details
WIFI output	**ISV-S-WIFI** (must be installed in factory, only for Android OS)
Temperature alarm	**ISV-S-HTALARM** (must be installed in factory)
Hook	**ISV-S-HOOK** (must be installed in factory)
Magnet	**ISV-S-MAGNET** (must be installed in factory)
Clamp	**ISV-S-CLAMP**

OPERATION ENVIRONMENT

Main unit	-10~50°C, no preheat
Operation temperature	-20~70°C
Storage temperature	-20~60°C
Relative humidity	maximum 90%, no condensation

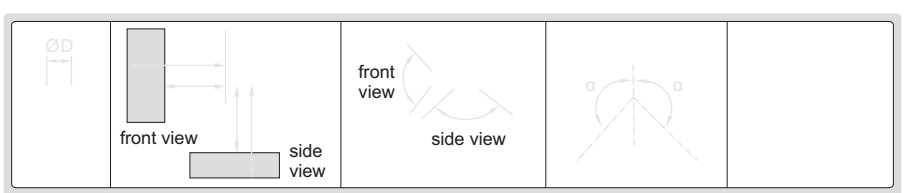

diameter (ØD) | depth of field (DOF) | angle of view (θ) | bend range (α) | bend in 4 directions

FOUR-DIRECTION BENDING CABLE, FRONT VIEW&SIDE VIEW

Code	Cable		Lens									
	length	type	view direction	bend direction	diameter (ØD)	depth of field (DOF)	bend range (α)	angle of view (θ)	illumination	pixel	resolution	dust/ waterproof
ISV-S6010	1m	tungsten wire weaved cable	front view and side view	four directions	6.0mm	front view: 12~200mm (**optional** 3~70mm) side view: 8~150mm (**optional** 3~70mm)	±160°	>120°	rear fiber	0.92M	1280×720	IP67
ISV-S6015	1.5m											
ISV-S6020	2m											
ISV-S6030	3m											
ISV-S6040	4m											
ISV-S6050	5m											

https://precishop.hu

VIDEOSCOPES

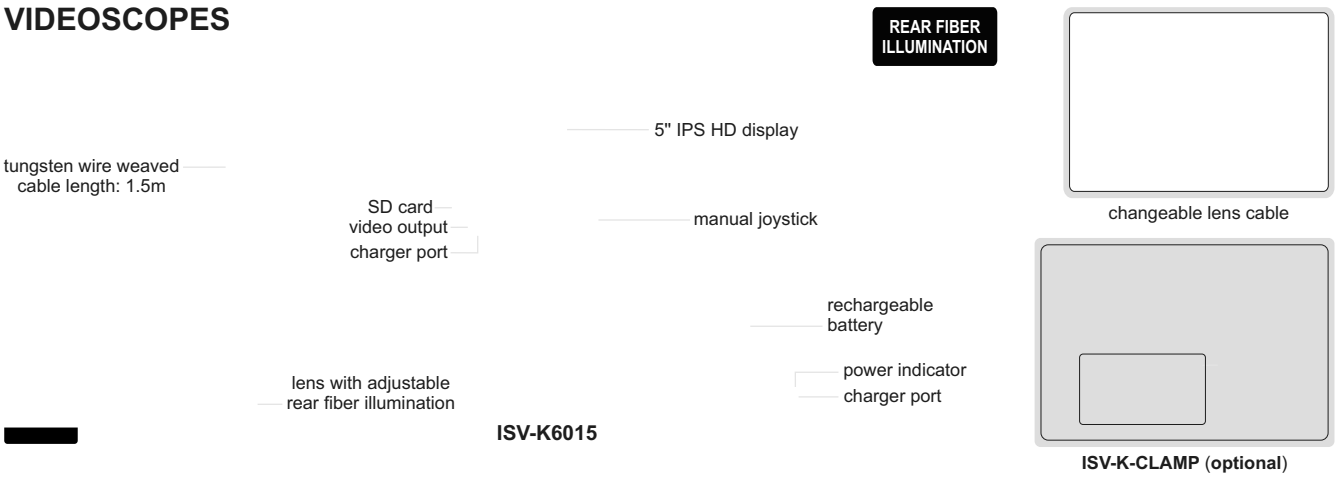

ISV-K6015

ISV-K-CLAMP (optional)

ISV-K-HOOK (optional)



ISV-K-MAGNET (optional)

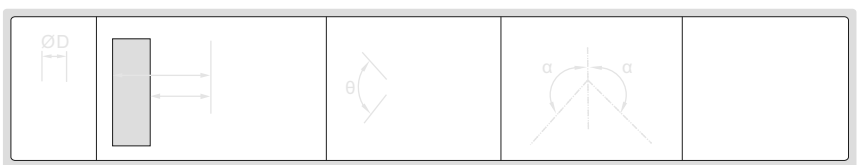

diameter (ØD) | depth of field (DOF) | angle of view (θ) | bend range (α) | bend

SPECIFICATION

Code		ISV-K1810	ISV-K2410	ISV-K2810	ISV-K3915	ISV-K6015
Lens	diameter (ØD)	1.8mm	2.4mm	2.8mm	3.9mm	6.0mm
	pixel	0.16M			0.92M	
	resolution	400×400			1280×720	
	depth of field	3-30mm	3-70mm	3-70mm	8-150mm	12-200mm
	bending direction	two directions	two directions	four directions	four directions	four directions
	bending range (α)	±160°				
	angle of view (θ)	120°				
	illumination	rear fiber				
	lens	sapphire glass lens				
	dust/waterproof	IP65			IP67	
	bend control	manual joystick				
Cable	length	1m	1m	1m	1.5m	1.5m
	type	tungsten wire weaved cable				
Main unit	display	5" high definition LCD				
	function	take pictures, take videos				
	file format	picture: JPG, video: MP4				
	image process	image zoom (1X, 2X, 3X, 4X)				
	image control	freeze, flip over, playback and analog ruler				
	memory	memory card				
	output	USB, HDMI				
	power supply	rechargeable lithium battery (working time ≥ 4 hours), AC/DC adapter (for continuous working)				
Weight		1000g				

STANDARD DELIEVERY

Main unit	1 pc
32G SD card	1 pc
Card reader	1 pc
USB cable	1 pc
Tripod	1 pc
AC/DC adapter	1 pc

OPERATION ENVIRONMENT

Main unit	-10~50°C, no preheat
Operation temperature	-20~70°C
Storage temperature	-20~60°C
Relative humidity	maximum 90%, no condensation

OPTIONAL ACCESSORY

WIFI output	**ISV-K-WIFI** (must be installed in factory, only for Android OS)
Temperature alarm	**ISV-K-HTALARM** (must be installed in factory, for **ISV-K3915** and **ISV-K6015**)
Hook	**ISV-K-HOOK** (must be installed in factory, for **ISV-K3915** and **ISV-K6015**)
Magnet	**ISV-K-MAGNET** (must be installed in factory, for **ISV-K3915** and **ISV-K6015**)
Clamp	**ISV-K-CLAMP**

https://precishop.hu

MOBILE PHONE VIDEOSCOPE
CODE ISV-P6

the clamping range of mobile phone bracket L=56-95mm

mobile phone (optional)

charge port

video output

manual joystick to bend the lens in any direction

indicator light

cable length: 1m

lens with adjustable illumination

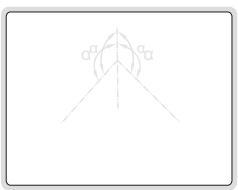

bending of lens up to 180°

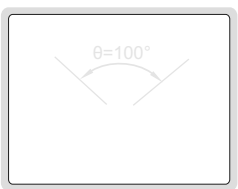

angle of view

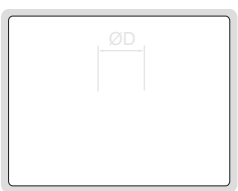

lens with LED

bend in any direction

- For Android and IOS mobile phones

SPECIFICATION

Diameter of lens (ØD)	6±0.2mm
Length of cable	1m
Resolution	960×720, 1280×720 (switchable)
Depth of field	20mm~∞
Angle of view (θ)	100°
Bending range (α)	0~180°
Illumination	LED with 3 levels control
Cable type	wear resistant
Interface	USB, Type-C
Mobile phone system	Android, IOS
Power supply	rechargeable battery (for 2 hours working)
Dimension (L×W×H)	195×57×105mm
Weight	450g

STANDARD DELIVERY

Main unit (with cable)	1 pc
Type-C cable	1 pc
Micro USB cable	1 pc
Iphone cable	1 pc
Charging cable	1 pc

https://precishop.hu

VIDEOSCOPES (BASIC TYPE)

TUNGSTEN WIRE WEAVED CABLE BREAK AND WEAR RESISTANCE

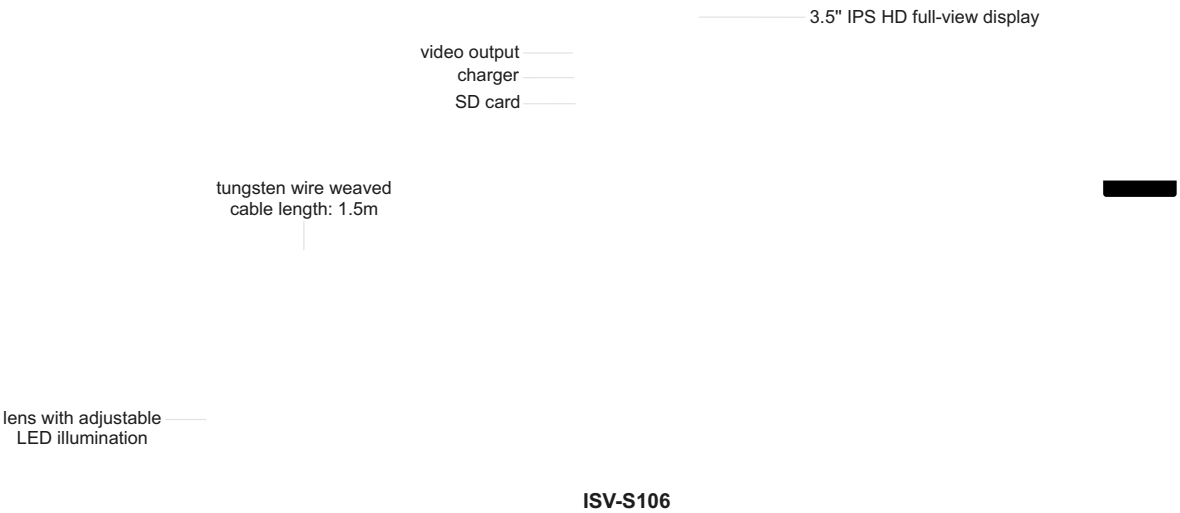

ISV-S106

SPECIFICATION

Code		ISV-T105	ISV-S106
Lens	diameter (ØD)	6mm	
	pixel	1M	
	resolution	1280×720	
	depth of field	20~150mm	
	bending direction	360°	
	bending range (α)	0°~220°	
	angle of view (θ)	120°	
	illumination	7 pcs LED, with 6 levels control	
	illuminance	25000 Lux	
	lens	sapphire glass lens	
	dust/waterproof	IP67	
	bend control	manual joystick	
	temperature alarm	temperature sensor (**optional**)	
Cable	length	1m	1.5m
	type	tungsten wire weaved cable	
Main unit	display	3.5" IPS full-view display	
	display resolution	640×480	
	function	take pictures, take videos	
	file format	picture: JPG, video: MP4	
	image process	image zoom (1X, 2X, 3X, 4X, 5X)	
	memory	memory card (Maximum: 64G)	
	output	USB, HDMI, WIFI (**optional**)	
	dust/waterproof	IP65	
	power supply	rechargeable lithium battery (working time ≥ 3 hours; optional: additional battery, working time ≥ 9 hours) AC/DC adapter (for continuous working)	
Weight		1000g	

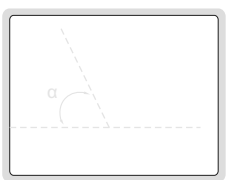

220° bending angle

120° view angle

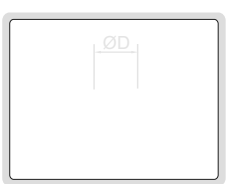

LED 6 levels control

360° bending direction

STANDARD DELIVERY

Main unit (with cable & lens)	1 pc
16G SD card	1 pc
Card reader	1 pc
USB cable	1 pc
Battery	1 pc
AC/DC adapter	1 pc

OPTIONAL ACCESSORY

Additional battery	**ISV-S106-BATTERY** (must be installed in factory)
WIFI output	**ISV-S106-WIFI**
Temperature alarm	**ISV-S106-HT-ALARM**

https://precishop.hu

MEMORY CABLE CAN BE FIXED AT ANY SHAPE

P67 WATERPROOF

VIDEOSCOPE (BASIC TYPE)
CODE ISV-E40



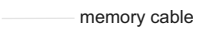


magnet pick up (included)


hook (included)


45° mirror (included)

SPECIFICATION

Lens	diameter (ØD)	8mm
	pixel	0.92M
	resolution	1280x720
	depth of field	30~80mm
	angle of view	77°
	illumination	3 levels
	dust/waterproof	IP67
Cable	length	1180mm
	type	memory (can be set at any shape)
Main unit	display	5" IPS LCD
	function	take picture, take video
	file format	picture: JPG, video: MOV
	image process	image zoom (1.5X, 2X, 3X, 4X)
	memory	memory card (**optional**)
	output	Type-C
	power supply	rechargeable lithium battery (for 5 hours working)
	dimension	217×155×131mm
Weight		506g

STANDARD DELIVERY

Main unit	1 pc
45° mirror	1 pc
Hook	1 pc
Magnet pick up	1 pc

OPTIONAL ACCESSORY

32G memory card	ISV-E40-CARD
Card reader	ISV-E40-READER

OPERATION ENVIRONMENT

Operation temperature	-10~50°C
Storage temperature	-20~60°C
Operation humidity	15%~85%

https://precishop.hu

VIDEOSCOPE (ECONOMIC TYPE)
CODE ISV-E30

MEMORY CABLE CAN BE FIXED AT ANY SHAPE

P67 WATERPROOF

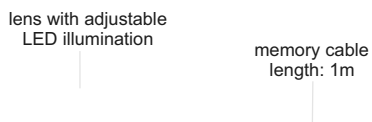


magnet pick up (included)


hook (included)

cable can be wrapped around the main unit

SPECIFICATION

Lens	diameter	5.2mm
	pixel	0.4M
	depth of field	30~80mm
	angle of view	72°
	illumination	8 levels
	dust/waterproof	IP67
Cable	length	1m
	type	memory (can be set at any shape)
Main unit	display	4.3" LCD
	function	take picture, take video
	file format	picture: JPG, video: AVI
	image zoom	2X
	memory card	memory card (**optional**)
	output	micro USB
	power supply	AA battery
	dimension	154×32.5×87.5mm
Weight		280g

STANDARD DELIVERY

Main unit	1 pc
Hook	1 pc
Magnet pick up	1 pc
AA battery	4 pcs

OPTIONAL ACCESSORY

32G memory card	ISV-E40-CARD
Card reader	ISV-E40-READER

OPERATION ENVIRONMENT

Operation temperature	-10~50°C
Storage temperature	-20~60°C
Operation humidity	15%~85%

https://precishop.hu

MULTIPURPOSE VIDEOSCOPE



main unit

MAIN UNIT (without cable)

Code	**VSP-201**
Function	take picture, take video
File format	picture: JPG, video: AVI
Image process	brightness, contrast
Memory	64GB
Output	HDMI, USB
Power supply	rechargeable battery (for 4 hours working)
Dimension	260×170×65mm
Weight	1.2kg

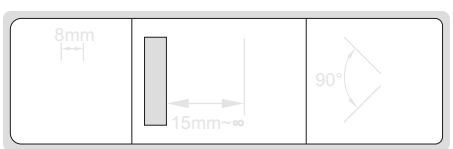

diameter (ØD) focus distance (F) angle of view (θ)

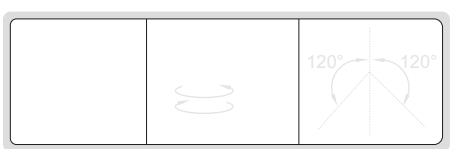

bend in any direction | 360° swivel in clockwise and counter-clockwise | bend within 120°

FOUR-DIRECTION BENDING CABLE (FRONT VIEW)

Code		**VSP-201D**
Cable	**length**	3m
	type	tungsten wire weaved cable
Lens	**diameter (ØD)**	8mm
	focus distance (F)	15mm~∞
	angle of view (θ)	90°
	illumination	6 pcs LED
	pixel	1M
	resolution	1280×720
	dust/waterproof	IP67

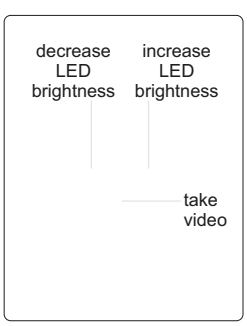

To be continued

https://precishop.hu

Continued from previous page

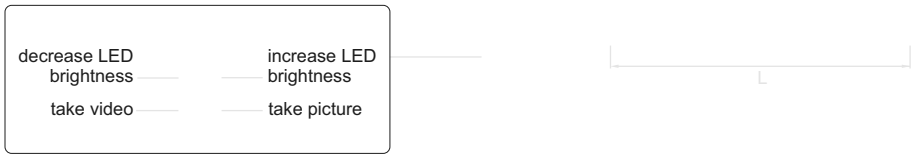

RIGID CABLE

Code		VSP-201H
Cable	length (L)	250mm
	type	stainless steel
Lens	diameter (ØD)	6.4mm
	focus distance (F)	15mm~∞
	angle of view (θ)	90°
	illumination	6 pcs LED
	pixel	1M
	resolution	1280×720
	dust/waterproof	IP64

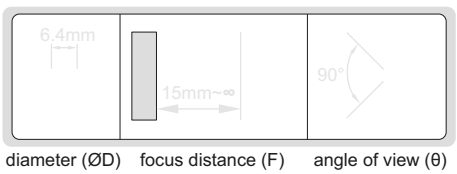

ROTATING LENS CABLE

Code		VSP-201R
Cable	length	30m
	type	high strength glass fibre
Lens	diameter (ØD)	40mm
	focus distance (F)	3mm~∞
	angle of view (θ)	100°
	illumination	12 pcs LED
	pixel	1M
	resolution	1280×720
	dust/waterproof	IP67
	lens control	motorized

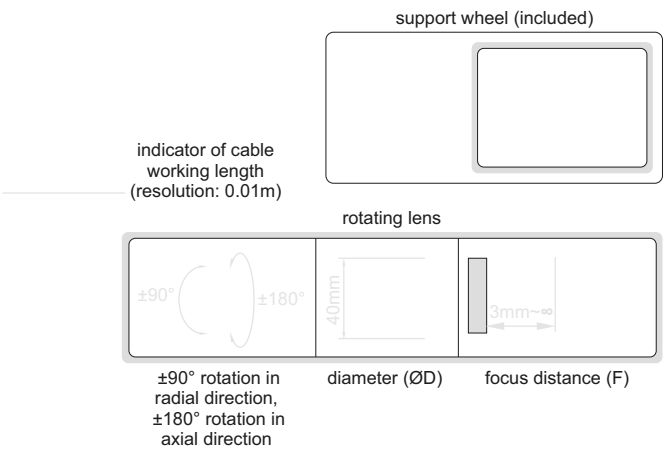

WIDE-ANGLE LENS CABLE

Code		VSP-201W
Cable	length	30m
	type	high strength glass fibre
Lens	diameter (ØD)	24mm
	focus distance (F)	25mm~∞
	angle of view (θ)	100°
	illumination	12 pcs LED
	pixel	1M
	resolution	1280×720
	dust/waterproof	IP67

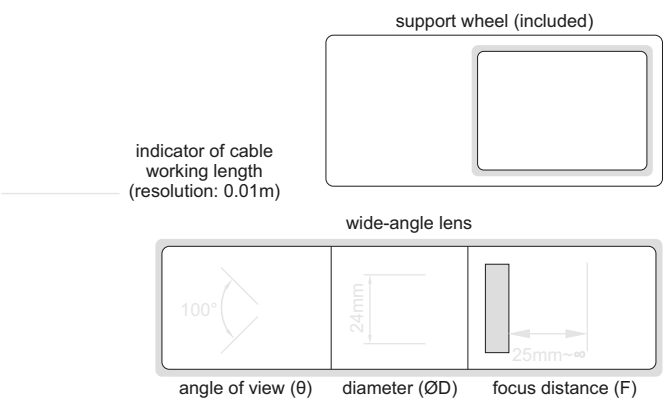

ADJUSTABLE SUPPORT

Code	Working diameter (ØD)	Remark
VSP-201-R200	60~200mm	for **VSP-201R** or **VSP-201W**



https://precishop.hu

P68
WATERPROOF

ATTENTION: RESISTANCE TO ACID AND ALKALI LIQUID (CONSULT IS NEEDED)

PIPE VIDEOSCOPE
CODE ISV-VP280

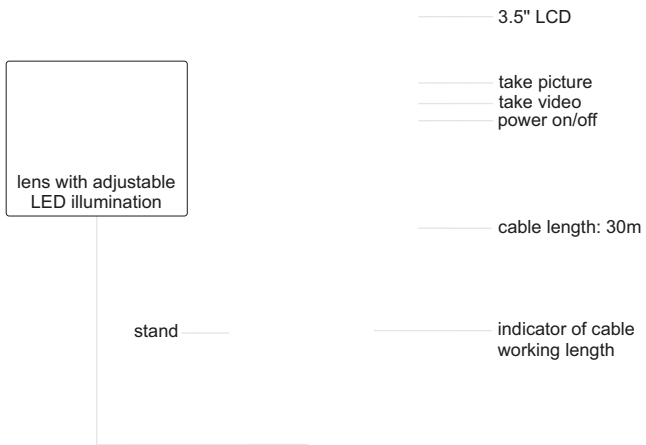

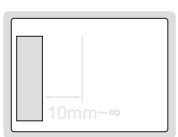

focus distance

angle of view

can turn at least two times in the pipe (SØ40mm)



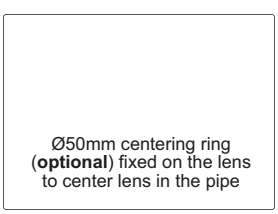
Ø50mm centering ring (**optional**) fixed on the lens to center lens in the pipe

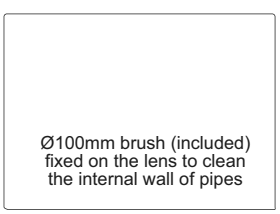
Ø100mm brush (included) fixed on the lens to clean the internal wall of pipes

SPECIFICATION

Lens	diameter	28mm
	dust/waterproof	IP68
	pixel	0.3M
	resolution	640×480
	frame	30fps
Cable	length	30m
	dust/waterproof	IP68
	type	semi-rigid
Main unit	function	take picture and video
	file format	picture: JPG, video: ASF
	image process	mirror, rotate, zoom (1.5X, 2X)
	memory	4G SD card
	output	TV, USB
	power supply	4×AA batteries
Weight		5kg

STANDARD DELIVERY

Main unit	1 pc
Cable with lens	1 pc
Stand	1 pc
Indicator of cable working length	1 pc
4G SD card	1 pc
Ø100mm brush	1 pc
AA battery	4 pcs
AAA battery	2 pcs
Video output cable	1 pc
USB cable	1 pc

OPTIONAL ACCESSORY

Ø50mm centering ring	ISV-VP280-R50
Ø150mm brush	ISV-VP280-B150

https://precishop.hu

RIGID BORESCOPES

P67 WATERPROOF

ISV-1H4300

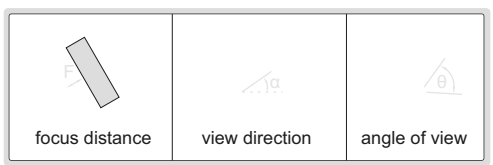

view direction α=30° or 70°

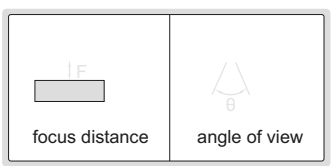

view direction α=90°

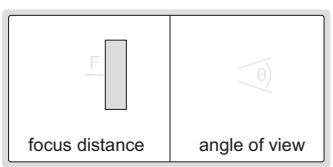

view direction 0°

- Focus distance: 2mm, depth of view: 5~100mm
- Dust/waterproof level: IP67
- Can be used in liquid with temperature -10°C~85°C



LED light handle (**optional**)



adjustable LED light source (**optional**)



camera and display (**optional**)

SPECIFICATION

Code	Length (L)	View direction (α)	Diameter (ØD)	Angle of view (θ)
ISV-1H4170	174mm	0°	4mm	≥60°
ISV-1H4173	174mm	30°		
ISV-1H4177	174mm	70°		
ISV-1H4179	166mm	90°		
ISV-1H4300	302mm	0°		
ISV-1H4303	302mm	30°		
ISV-1H4307	302mm	70°		

OPTIONAL ACCESSORY

LED light handle	**ISV-1HLED**
Ad Hustable LED light source	**ISV-1LED1**
Camera and display	**ISV-2CAM**

https://precishop.hu

LED LIGHT HANDLE
CODE ISV-1HLED

- For rigid borescopes


battery (included)


charger (included)

SPECIFICATION

Power	3W
Battery	3.7V rechargeable battery (for 2 hours working)
Dimension	120×27×27mm
Weight	300g

STANDARD DELIVERY

Main unit	1 pc
Battery	1 pc
Charger	1 pc

ADJUSTABLE LED LIGHT SOURCE
CODE ISV-1LED1

- For rigid borescopes
- High LED illumination and brightness is adjustable
- For long time work with low noise

SPECIFICATION

Color temperature	5600K
Cooling	fan cooling
Power	AC110~220V, 50/60Hz
Dimension	400×300×112mm
Weight	7kg

STANDARD DELIVERY

Main unit	1 pc
1.8m optical fiber cable	1 pc

TAKE PICTURES AND VIDEOS

AUTO FOCUS

CAMERA (WITH DISPLAY)
CODE ISV-2CAM



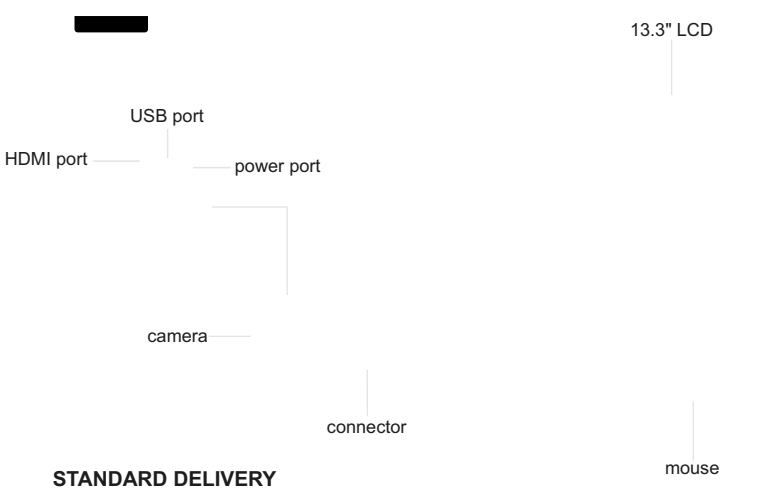

- For rigid borescopes
- 1080P high-definition image
- Auto-focus camera
- Take pictures and videos, saved to USB flash disk
- Automatic white balance and exposure
- Brightness, contrast ratio, gain are adjustable

SPECIFICATION

Sensor	1/2.8" CMOS
Pixel	2M
Resolution	1920×1080
Frame rate	60fps
Output	HDMI
Power supply	power adapter
Dimension (L×W×H)	350×100×430mm
Weight	2kg

STANDARD DELIVERY

Camera	1 pc
Connector	1 pc
13.3" LCD (with stand)	1 pc
16G USB flash disk	1 pc
Mouse	1 pc
HDMI cable	1 pc
Power adapter	2 pcs

16G USB flash disk (included)

https://precishop.hu

Coating Thickness Gages
Page 687-690

Coating Thickness Gages
Page 691

Surface Profile Gages
Page 691-692

Wet Film Gages
Page 693



Holiday Detectors
Page 693



Gloss Meters
Page 694-695



Colorimeters
Page 696-698



Pencil Hardness Testers
Page 699



Cross Cut Adhesion Testers
Page 699



Digital Adhesion Testers
Page 700



Rotational Abrasion Testers
Page 701



Paint Film Flexibility Testers
Page 701



mpact Testers
Page 702

https://precishop.hu

SUITABLE FOR THIN COATING BELOW 10μm

FOR MAGNETIC AND NON-MAGNETIC SUBSTRATES

COAT G TH CK ESS GAGE (H GH PREC S O)
CODE SO-8000F


calibration foils (included)


stand
(**optional**)


eddy current probe N2000
(**optional**)


zero calibration plate
(included)


eddy current probe N1500
(**optional**)

magnetic induction probe
(included)

- Can measure thickness of thin coating belo 10μm
- High repeatability
- Magnetic induction probe measures the thickness of non-magnetic coating and non-metallic coating on magnetic metal substrate
  Substrate: iron, steel, magnetic stainless steel (not for non-magnetic stainless steel)
  Coating: zinc, aluminum, copper, chrome, tin, plastic, po der, paint (not for nickel)
- Eddy current probe measures the thickness of non-conductive coating on non-magnetic metal substrate
  Substrate: copper, aluminum, zinc, non-magnetic stainless steel
  Coating: plastic, po der, paint, anodizing (not for chrome and zinc plating)
- Maximum, minimum, average and variance values can be calculated automatically

SPEC F CA O

Probe		Magnetic induction probe (included)	Eddy current probe* (optional)	
Measuring range		0~500μm	0~1500μm	0~2000μm
Resolution		0.1μm (range<100μm) 1μm (100μm≤range≤500μm)	0.1μm (range<100μm) 1μm (100μm≤range<1000μm) 0.01mm (1.00mm≤range≤1.50mm)	0.1μm (range<100μm) 1μm (100μm≤range<1000μm) 0.01mm (1.00mm≤range≤2.00mm)
Accuracy		±(0.5+2%L)μm L is measuring thickness in μm		
Repeatability		≤(0.2+0.8%L)μm L is measuring thickness in μm		≤(0.2+1%L)μm L is measuring thickness in μm
Measuring mode		single and continuous		
Measuring interval	single mode	1.5s	0.8s	
	continuous mode	0.4s	0.4s	
Calibration mode		zero calibration and multi-points calibration (1~5 points)		
Minimum substrate thickness		0.1mm	0.05mm	
Minimum measuring area		Ø7mm		Ø25mm
Minimum radius of curvature workpieces	convex surface	1.5mm		
	concave surface	10mm		
Unit		μm/mil		
Power supply		4×1.5V AAA batteries		
Dimension		148×76×26mm		
Weight		148g		

STA DARD DEL VERY

Main unit	1 pc
Magnetic induction probe	1 pc
Zero calibration plate	1 pc
Calibration foils (5.6μm, 11.6μm, 24.6μm, 50.0μm,100μm, 252μm, 390μm)	1 set
1.5V AAA battery	4 pcs

OPT O AL ACCESSORY

Eddy current probe (with zero calibration plate)	SO-8000F - 1500
	SO-8000F - 2000
Stand	SO-8000F -STA D

*For precision measurement of thin coating belo 10μm, please use the stand for eddy current probe

https://precishop.hu

COAT G TH CK ESS GAGE
CODE 9501-1200

POPULAR MODEL

BLUETOOTH

FOR MAGNETIC AND NON-MAGNETIC SUBSTRATES

DATA OUTPUT



eddy current probe NFE (**optional**) ith zero calibration block



magnetic induction probe FE90 for bores and grooves (**optional**)



calibration foils (included)

magnetic induction probe FE10 for large range (**optional**)

zero calibration block for FE (included)

receiver (**optional**)

- Magnetic induction probe (FE) measures the thickness of non-magnetic coating and non-metallic coating on magnetic metal substrate.
  Substrate: iron, steel, magnetic stainless steel (not for non-magnetic stainless steel)
  Coating: zinc, copper, chrome, tin, plastic, po der, paint (not for nickel)
- Eddy current probe (NFE) measures the thickness of non-conductive coating on non-magnetic metal substrate.
  Substrate: copper, aluminum, zinc, non-magnetic stainless steel
  Coating: plastic, po der, paint, anodizing (not for chrome and zinc plating)
- Tolerance measurement
- Data statistic, including average, variance, maximum and minimum values
- Data can be sent to Excel by connecting to computers via bluetooth or cable of receiver
- Support bluetooth printer
- Automatic po er off

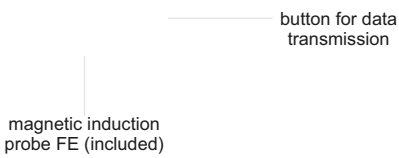

SPEC F CA O

Probe type	**FE** (included) magnetic induction probe	**FE (optional)** eddy current probe	**FE90 (optional)** magnetic induction probe for bores and grooves	**FE10 (optional)** magnetic induction probe for large range
Measuring range	0~1250μm	0~1250μm	0~1250μm	500~10000μm
Accuracy	±(3%L+1)μm (range≤1250μm) ±(3%L+10)μm (range>1250μm) L is measuring thickness in μm			
Resolution	0.1μm (range<100μm)			
	1μm (range≥100μm)			
Measuring mode	continuous and single			
Minimum substrate thickness	0.5mm	0.3mm	0.5mm	2mm
Minimum measuring area	Ø7mm	Ø5mm	Ø7mm	Ø40mm
Minimum curvature radius of convex workpiece	1.5mm	3mm	—	10mm
Memory	600			
Output	USB			
Power supply	2×1.5V AA batteries			
Dimension	135×77×32mm			
Weight	172g			

STA DARD DEL VERY

Main unit	1 pc
Magnetic induction probe (FE)	1 pc
Zero calibration block for FE probe	1 pc
Calibration foils (50/100/250/500/1000μm)	1 set
1.5V AA battery	2 pcs
Software and USB cable	1 pc

OPT O AL ACCESSORY

Receiver	SR-C300-RECE VER
Cable of receiver	9501-1200-CABLE
Bluetooth printer	SR-C002-PR TER
Eddy current probe (FE) with zero calibration block	9501-1200- FE
Magnetic induction probe (FE90) for bores and grooves	9501-1200-FE90
Magnetic induction probe (FE10) for large range	9501-1200-FE10

https://precishop.hu

FOR MAGNETIC AND NON-MAGNETIC SUBSTRATES

COATING THICKNESS GAGE (BASIC TYPE) CODE SO-1200F

- Probe is suitable for both magnetic and non-magnetic metal substrates
- Can measure the thickness of non-magnetic coating and non-metallic coating on magnetic metal substrate
  Substrate: iron, steel, magnetic stainless steel (not for non-magnetic stainless steel)
  Coating: zinc, aluminum, copper, chrome, tin, plastic, powder, paint (not for nickel)
- Can measure the thickness of non-conductive coating on non-magnetic metal substrate
  Substrate: copper, aluminum, zinc, non-magnetic stainless steel
  Coating: plastic, powder, paint, anodizing (not for chrome and zinc plating)
- 3 measuring modes: Fe, NFe, Fe/NFe
- Store 9 measuring records
- Small and portable, easy for operation

ruby contact point

SPECIFICATION

Measuring range		0~2000μm
Resolution		0.1μm (range<100μm) 1μm (100μm≤range<1000μm) 0.01mm (1mm≤range≤2mm)
Accuracy		±(2μm+3%L) L is measuring thickness in μm
Measure interval		0.5s
Calibration mode		zero calibration
Measuring mode		Fe, NFe, Fe/NFe
Minimum substrate thickness	Fe	0.2mm
	Fe	0.05mm
Minimum measuring area		Ø25mm
Minimum radius of curvature workpieces	convex surface	5mm
	concave surface	25mm
Unit		μm/mil
Power supply		2×1.5V AAA batteries
Main unit dimension		101×62×28mm
Probe dimension		71×26×22mm
Weight		114g



Fe zero calibration plate (included)



NFe zero calibration plate (included)



standard foil (included)

STANDARD DELIVERY

Main unit	1 pc
Fe zero calibration plate	1 pc
Fe zero calibration plate	1 pc
Standard foil (100μm)	1 pc
1.5V AAA battery	2 pcs

https://precishop.hu

COATING THICKNESS GAGE (BASIC TYPE)
CODE SO-1000F

FOR MAGNETIC AND NON-MAGNETIC SUBSTRATES

- Probe is suitable for both magnetic and non-magnetic metal substrates
- Can measure the thickness of non-magnetic coating and non-metallic coating on magnetic metal substrate
  Substrate: iron, steel, magnetic stainless steel (not for non-magnetic stainless steel)
  Coating: zinc, aluminum, copper, chrome, tin, plastic, powder, paint (not for nickel)
- Can measure the thickness of non-conductive coating on non-magnetic metal substrate
  Substrate: copper, aluminum, zinc, non-magnetic stainless steel
  Coating: plastic, powder, paint, anodizing (not for chrome and zinc plating)
- 3 measuring modes: Fe, NFe, Fe/NFe
- Store 9 measuring records
- Small and portable, easy for operation

SPECIFICATION

Measuring range		0~2000μm
Resolution		0.1μm (range<100μm) 1μm (100μm≤range<1000μm) 0.01mm (1mm≤range≤2mm)
Accuracy		±(2μm+3%L) L is measuring thickness in μm
Measure interval		0.5s
Calibration mode		zero calibration
Measuring mode		Fe, NFe, Fe/NFe
Minimum substrate thickness	Fe	0.2mm
	Fe	0.05mm
Minimum measuring area		Ø25mm
Minimum radius of curvature workpieces	convex surface	5mm
	concave surface	25mm
Unit		μm/mil
Power supply		2×1.5V AAA batteries
Dimension		101×62×28mm
Weight		79g

ruby contact point

standard foil (included)

Fe zero calibration plate (included)

NFe zero calibration plate (included)

STANDARD DELIVERY

Main unit	1 pc
Fe zero calibration plate	1 pc
Fe zero calibration plate	1 pc
Standard foil (100μm)	1 pc
1.5V AAA battery	2 pcs

27

CALIBRATION FOILS FOR COATING THICKNESS GAGES

INSPECTION CERTIFICATE

- To calibrate or check the accuracy of coating thickness gages
- Increase the measurement accuracy after foil calibration
- Uniformity: ±0.3μm (≤50μm), ±0.6% (>50μm)
- Dimension: 45×30mm (thickness≤2000μm), 50×30mm (thickness>2000μm)
- Supplied with manufacturer inspection certificate

Code	Thickness	Deviation*	Uniformity
9503-FL1	11.5μm	±5%	±0.3μm
9503-FL2	23μm	±5%	±0.3μm
9503-FL3	50.5μm	±5%	±0.6%
9503-FL4	102μm	±5%	±0.6%
9503-FL5	250μm	±5%	±0.6%
9503-FL6	495μm	±3%	±0.6%
9503-FL7	995μm	±2%	±0.6%
9503-FL8	1780μm	±5%	±0.6%
9503-FL9	3725μm	±4%	±0.6%
9503-FL10	7650μm	±2%	±0.6%

9503-FL6

* Deviation between the ordered thickness and the thickness marked on the calibration foils when supplied

https://precishop.hu

X RAY FLUORESCE CE SPECTROMETER (RoHS DETECTOR/ALLOY COMPOS T O A ALYZER/COAT G TH CK ESS GAGE) CODE XRF-B210

REFER TO PAGE 524~525 FOR DETAILS

DATA OUTPUT

DISPLAY MAXIMUM, MINIMUM, DIFFERENCE VALUE BETWEEN MAXIMUM AND MINIMUM

D G AL SURFACE PROF LE GAGE

measure peak-to-valley height of blast cleaned surfaces

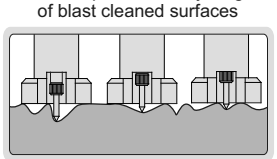

Unit: mm

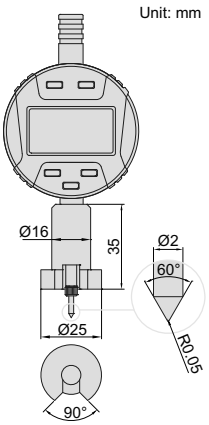

2844-10

- Measure peak-to-valley height of blast cleaned surface.
  If the profile is too lo , the adhesion of the coating to the surface ill be reduced.
  If the profile is too high, there is the danger that the profile peaks ill remain uncoated, allo ing rust spots to occur.
- Meet ASTM D 4417-B
- Zero set block is included, set zero before measurement
- Button function: tolerance Go and No-Go display, data preset, measuring direction change, max./min./TIR measurement, inch/metric conversion, absolute/incremental measurement
- CR2032 battery
- Automatic po er off (time is adjustable)
- Data output
- Stainless steel base
- Optional accessory: data output cable
  (code **7315-50M need receiver** page 5, **7302-40M** page 13)

Code	Range	Digital indicator stroke	Digital indicator resolution	Accuracy
2844-10	0-12.7mm/0-0.5"	12.7mm/0.5"	0.001mm/0.00005"	±0.005mm

set zero



https://precishop.hu

SURFACE PROF LE GAGE

measure peak-to-valley height of blast cleaned surfaces

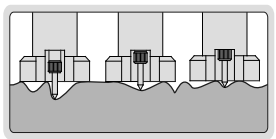

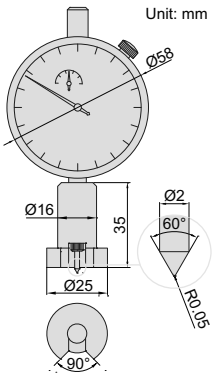

2344-1

- Measure peak-to-valley height of blast cleaned surface.
  If the profile is too lo , the adhesion of the coating to the surface ill be reduced.
  If the profile is too high, there is the danger that the profile peaks ill remain uncoated, allo ing rust spots to occur .
- Meet ASTM D 4417-B
- Zero set block is included, set zero before measurement
- Stainless steel base

set zero



Code	Range	Dial indicator stroke	Dial indicator graduation	Accuracy
2344-1	0-1mm	1mm	0.001mm	±0.005mm

D G AL SURFACE PROF LE GAGE

DATA OUTPUT

measure peak-to-valley height of blast cleaned surfaces

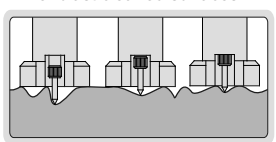

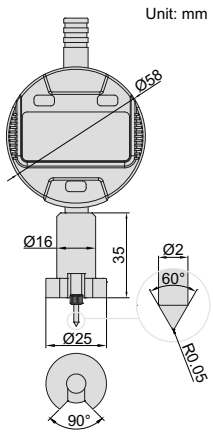

2843-10

- Measure peak-to-valley height of blast cleaned surface.
  If the profile is too lo , the adhesion of the coating to the surface ill be reduced.
  If the profile is too high, there is the danger that the profile peaks ill remain uncoated, allo ing rust spots to occur .
- Meet ASTM D 4417-B
- Zero set block is included, set zero before measurement
- Button function: on/off, zero, mm/inch, absolute/incremental measurement
- CR2032 battery, automatic po er off (time is adjustable)
- Data output
- Stainless steel base
- Optional accessory: data output cable
  (code **7315-50M need receiver** page 5, **7302-40M** page 13)

set zero



Code	Range	Digital indicator stroke	Digital indicator resolution	Accuracy
2843-10	0-12.7mm/0-0.5"	12.7mm/0.5"	0.001mm/0.00005"	±0.005mm

https://precishop.hu

WET F LM GAGES

Unit: mm

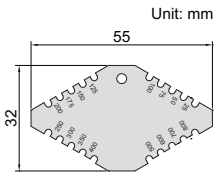

4845-1

4845-1

- Made of stainless steel

Unit: mm

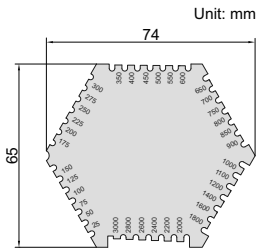

4845-2

4845-2

Code	Range	Accuracy	Thickness
4845-1	25-800μm	±5μm	1.8mm
4845-2	25-3000μm	25-100μm: ±5μm 100μm-3000μm: ±5%	1mm

HOL DAY DETECTOR
CODE 9511-HA30

strip brush (included)

- Inspect anti-corrosion coating status of different thickness ith adjustable pulse high-voltage, coating includes insulating paint, glass lining, rubber lining, glass fiber reinforced plastic, coal tar epoxy, etc.
- When the brush ith pulse high-voltage moves near the crack, pinhole or thin area on the coating surface, hich results in gap gas breakdo n and discharge spark, sound and light alarm ill appear on the probe and the alarm sound can be heard ith the headphone
- LCD display ith light-control backlight
- Built-in rechargeable battery, easy to carry and suitable for outdoor inspection
- Automatic po er off

headphone (included)

flat brush (included)

SPEC F CA O

Measuring range	0.05~10mm (customization for inspecting coating thicker than 10mm is available)
Output voltage	0.6~30.0kV (stepless adjustable)
Resolution	0.1kV
Power	≤5W
Power supply	12V rechargeable Ni-MH battery
Dimension	220×130×88mm
Weight	2.5kg

STA DARD DEL VERY

Main unit	1 pc
Probe	1 pc
Strip brush*	1 pc
Flat brush	1 pc
Ground wire	1 pc
Ground rod	1 pc
Headphone	1 pc
AC/DC adapter	1 pc

*Arc brush and circular probe can be customized

https://precishop.hu

60° GLOSS METER (BAS C TYPE)
CODE 5702-DG6

- To test the gloss of coating, such as painting, varnish, printing ink, etc.
- To test the material surfaces, such as metal, granite, ceramic, plastic, paper, etc.
- According to ISO 2813, ISO 7668, ASTM D523, ASTM D2457, DIN 67530
- Automatic judgement after setting high and lo limits
- Automatic po er off

SPEC F CA O

ncidence angle	60°
Measuring range	0~200GU
Resolution	0.1GU
Accuracy	±1.5GU (range<120GU) ±1.5% (range≥120GU)
Repeatability	0.2GU (range<120GU) 0.2% (range≥120GU)
Zero error	0.1GU
Measuring area	20×10mm
Power supply	rechargeable battery
Data port	USB
Dimension	135×45×75mm
Weight	237g

STA DARD DEL VERY

Main unit	1 pc
Base with calibration block	1 pc
U disk	1 pc
AC/DC adapter	1 pc
USB data cable	1 pc
Cleaning cloth	1 pc

base ith calibration block (included)



soft are (included), test can be controlled from the soft are, display test data and report



60° GLOSS METER
CODE SQ-DG6

- To test the gloss of coating, such as painting, varnish, printing ink, etc.
- To test the material surfaces, such as metal, granite, ceramic, plastic, paper, etc.
- According to ISO 2813, ASTM D2457, ASTM D523
- Automatic po er off

SPEC F CA O

ncidence angle	60°
Measuring range	0~150GU
Resolution	0.1GU
Accuracy	±1.2GU
Repeatability	0.4GU
Zero set error	0.2GU
Measuring area	20×10mm
Output	bluetooth
Power supply	1×1.5V AA battery
Dimension	123×38×65mm
Weight	300g

STA DARD DEL VERY

Main unit	1 pc
Base with calibration block	1 pc
Spare calibration block	1 pc

base ith calibration block (included)



connect mobile phone via bluetooth (only Android system)



https://precishop.hu

DATA OUTPUT | BLUETOOTH | CAN BE OPERATED BY COMPUTERS OR MOBILE PHONES

20°/60°/85° GLOSS METER
CODE SQ-DG8



base ith calibration block (included)

- To test the gloss of coating, such as painting, varnish, printing ink, etc.
- To test the material surfaces, such as metal, granite, ceramic, plastic, paper, etc.
- According to ISO 2813, ASTM D2457, ASTM D523
- Memory of 10000 measurement results for bro sing and output
- Automatic po er off



soft are flash disk (included)

connect to mobile phone via bluetooth (only Android system)

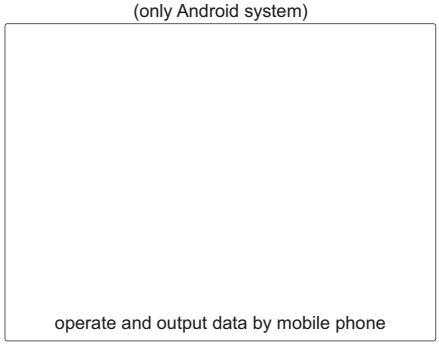

operate and output data by mobile phone

connect to computer via bluetooth or USB cable



soft are (included), test can be controlled from the soft are, display test data, output to Excel

SPEC F CA O

ncidence angle	20°	60°	85°
Measuring range	0~2000GU	0~1000GU	0~160GU
Resolution	0.1GU (range≤119.9GU)		
	1GU (range>119.9GU)		
Accuracy	±1.5GU (range≤119.9GU)		
	±1.5% (range>119.9GU)		
Repeatability	0.2GU (range≤119.9GU)		
	0.2% (range>119.9GU)		
Zero set error	0.2GU		
Measuring area	10×9mm	16×9mm	39×5mm
Output	USB and bluetooth		
Power supply	1×1.5V AA battery		
Dimension	155×48×75mm		
Weight	400g		

STA DARD DEL VERY

Main unit	1 pc
Base with calibration block	1 pc
Software and USB cable	1 pc
Bluetooth receiver	1 pc

https://precishop.hu

SPECTROPHOTOMETER
CODE 9710-30

DATA OUTPUT | CONCAVE GRATING SPECTROPHOTOMETRIC | Ø8/4mm DUAL APERTURE | BLUETOOTH

- Concave grating spectrophotometric
- 3.5 inch TFT color LCD, capacitive touch screen, 256 image element double arrays CMOS image sensor
- D/8 geometrical optics, conforms with CIE No.15, ISO7724/1, ASTM E1164, DIN5033 Teil 7
- Use long life and low power consumption combined LED light source
- Camera locating function, switchable 8mm/4mm aperture, support both SCI and SCE at the same time
- Large capacity storage space, over 20,000 measurement data
- USB port and Bluetooth 4.0
- Two standard observer angles, a variety of illuminant, a variety of color inde 2es, conforms with a variety of standard colorimetric data
- Measure sample spectra, accurate Lab data, can be used in color matching and accurate color transmission

SPECIFICATION

Optical geometry		reflect: di: 8°, de: 8° (diffused illumination, 8-degree viewing angle)
Integrating sphere size		Ø48mm
Light source		combined LED light, UV light
Spectrophotometric mode		concave grating
Sensor		256 image element double array CMOS image sensor
Wavelength range		400~700nm
Wavelength interval		10nm
Semiband width		10nm
Measured reflectance range		0~200%
Measuring aperture		dual aperture: MAV: Ø8mm; SAV: Ø4mm
Specular component		SCI&SCE
Color space		CIE LAB, XYZ, Y 2y, LCh, CIE LUV, hunter LAB
Color difference formula		ΔE*ab, ΔE*uv, ΔE*94, ΔE*cmc (2:1), ΔE*cmc (1:1), ΔE*00v, ΔE (Hunter)
Other colorimetric index		WI (ASTM E313, CIE/ISO, AATCC, hunter), YI (ASTM D1925, ASTM 313), metamerism inde 2 MI, staining fastness, color fastness, colorstrength, opacity
Observer angle		2°/10°
Illuminant		A, C, D50, D55, D65, D75, F1, F2, F3, F4, F5, F6, F7, F8, F9, F10, F11, F12, CWF, U30, TI83, TI84, U35
Displayed data		spectrogram/values, samples chromaticity values, color difference values/graph, PASS/FAIL result, color offset
Measuring time		2.6s
Repeatability	**spectral reflectance**	MAV/SCI, within 0.08% of standard deviation (400~700nm: 0.18%)
	colorimetric values	MAV/SCI: ΔE*≤0.03
Inter-instrument error		MAV/SCI: ΔE*≤0.15
Measurement mode		single measurement, average measurement
Data port		USB, bluetooth 4.0
Data storage		standard 1000 pcs, sample 28000 pcs
Illuminant life span		5 years, more than 3 million times measurements
Battery		Li-ion battery, 5000 measurements within 8 hours
Dimension		184×77×105mm
Weight		600g



software flash disk (included)



white and black calibration cavity (included)



printer (**optional**)

measurement

reflectivity

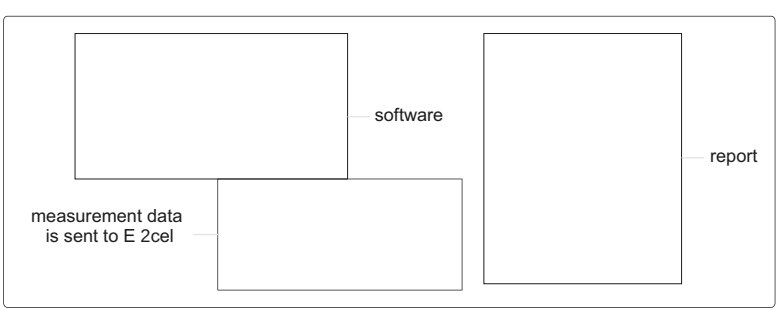

software (included), test can be controlled from the software, display test data, report

STANDARD DELIVERY

Main unit	1 pc
White and black calibration cavity	1 pc
Software and USB cable	1 pc
AC/DC adapter	1 pc

OPTIONAL ACCESSORY

Printer	**9710-PRINTER**
Powder test box	**9710-POWDERBOX**
Universal test kit	**9710-TESTKIT**

https://precishop.hu

SPECTROPHOTOMETER
CODE 5701-D40

FOUR KINDS OF APERTURE | GRATING SPECTROPHOTOMETRIC | DATA OUTPUT | MATCHING COLOR CARD QUICKLY

- Conforms with CIE No.15, ISO7724-1, ASTM E1164 and DIN5033 Teil7 standards
- Grating spectrophotometric, 3.5" IPS full color screen, dual optical path high precise CMOS array sensor
- Use long life and low power consumption combined LED light source, include UV and e 2clude UV measurement
- Camera locating function, switchable 11mm/6mm/1×3mm aperture
- Large capacity storage space, over 20000 measurement data
- Two standard observer angles, a variety of illuminant, a variety of color inde 2es, conforms with a variety of standard colorimetric data
- Measure sample spectra, accurate Lab data, can be used in color matching and accurate color transmission

SPECIFICATION

Optical geometry		D/8 (diffused illumination/8° direction reception), SCI+SCE (specular component included+specular component e 2cluded)
Integrating sphere size		Ø40mm
Light source		LED (full band balanced LED)+UV
Spectrophotometric mode		grating
Sensor		dual optical path high precise CMOS array sensor
Wavelength range		400~700nm
Wavelength interval		10nm
Reflectance measurement range		0~200%
Reflectance resolution		0.01%
Display resolution		0.01
Illumination area/aperture		MAV: Ø11mm; SAV: Ø6mm, Ø3mm; MINI: 1×3mm
Color space		CIE-Lab, CIE-LCh, HunterLab, CIE Luv, XYZ, Y 2y,RGB
Color difference formula		ΔE*ab, ΔE*cmc, ΔE*94, ΔE*00
Other colorimetric index		whiteness (ASTM E313-00, ASTM E313-73, CIE/ISO, AATCC, hunter, taube berger stensby), yellowness (ASTM D1925, ASTM 313-00, ASTM E313-73), blackness (My, dM), color fastness, tint (ASTM E313-73) color density CMYK (A, T, E, M), milm, munsell, opacity, color strength
Observer angle		2°/10°
Illuminant		A, B, C, D50, D55, D65, D75, F1, F2, F3, F4, F5, F6, F7, F8, F9, F10, F11, F12, CWF, U30, U35, DLF, NBF, TI83, TI84, Id50, Id65, LED-B1, LED-B2, LED-B3, LED-B4, LED-B5, LED-BH1, LED-RGB1, LED-V1, LED-V2
Measuring time		about 1.5s
Repeatability	**spectral reflectance**	within 0.08% of standard deviation
	colorimetric values	ΔE*ab≤0.025 (after whiteboard correction, measuring the whiteboard 30 times at 5s interval)
Inter-instrument error		ΔE*ab≤0.25 (BCRA series # #, average value of 12 color plates)
Data port		USB, bluetooth
Light source lifetime		10 years, more than 1 million times measurements
Battery		3.7V/3000mAh, rechargeable 8000 times continuous tests
Dimension		95×129×231mm
Weight		750g

measurement

software (included), test can be controlled from the software, display test data, report



software | pure data report | graphic report

To be continued

https://precishop.hu

Continued from previous page

STANDARD DELIVERY

Main unit	1 pc
White calibration cavity	1 pc
Measuring aperture	3 pcs
USB cable	1 pc
USB disk	1 pc
AC/DC adapter	1 pc



white calibration cavity (included)

connect to computer

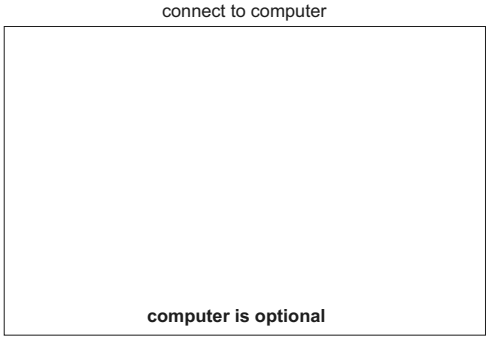

computer is optional

COLORIMETER (BASIC TYPE)
CODE 5700-LS35

- Conforms with CIE 15, CIE S 005, ISO 7724-1 and ISO 13655 standards
- 3.5-inch IPS display and capacity touch panel
- Contains multiple color cards and can match the closest color code quickly
- QC testing function, can set color difference threshold
- Able to store 1000 colors and 1000 color comparison
- 3.7V/4000mAh battery, 10000 continuous measurements

white calibration cavity (included)

SPECIFICATION

Illumination geometry	D/8, specular component include (SCI)
Illumination light source	full spectrum LED light source
Measurement conditions	light source D65, field of view 10°
Measuring time	about 1s
Color space	CIE Lab, Luv, LCh, Y 2, CMYK, RGB, He 2
Color difference formula	ΔE*ab, ΔE*uv, ΔE*94, ΔE*cmc (2:1), ΔE*cmc (1:1), ΔE*00
Repeatability	standard deviation ΔE*ab is within 0.03 (measurement condition: the average value of 30 measurements on the whiteboard at an interval of 3s after calibration)
Charging interface	USB (Type-C)
Dimension	86×63×158mm
Weight	245g

STANDARD DELIVERY

Main unit	1 pc
White calibration cavity	1 pc
USB cable	1 pc
AC/DC adapter	1 pc
Cleaning cloth	1 pc
Locating plate	1 pc

STANDARD COLOR PLATES
CODE 5704-CP01

- To calibrate color measuring instruments
- Made of ceramic
- Wear resistance, corrosion resistance, high optical stability
- Supplied with ISO17025 calibration certificate from National Institute of Metrology, China

SPECIFICATION

Spectral reflectance factor	spectral reflectance factor in the wavelength range of 380nm to 780nm
Standard illuminant	A, D65, etc
Viewing angle	2°, 10°
Color space	CIE-Lab, XYZ, etc
Annual variation	Δ 2, Δy≤0.005
Dimension	50×50mm

STANDARD DELIVERY

Protective gloves	1 pair
Calibration certificate	1 pc



calibration certificate (included)

https://precishop.hu

PENCIL HARDNESS TESTER
CODE PHT-C751

in use



- For flat coating surfaces
- Conform to ASTM D3363, ISO 15184, BS3900-E19 and ECCA-T4/1

SPECIFICATION

Pressure of pencil on coating	500g, 750g, 1000g (main unit is 500g, one weight is 750g, two weights are 1000g)
Angle between pencil and measured surface	45°
Dimension (L×W×H)	95×80×110mm
Weight	2kg

STANDARD DELIVERY

Main unit	1 pc
Weights	2 pcs
Leveling rod	1 pc
Level	1 pc
Pencil	12 pcs (4B, 3B, 2B, B, HB, F, H, 2H, 3H, 4H, 5H, 6H)
Pencil sharpener	1 pc



level (included)

pencils (included)



leveling rod (included)

weights (included)

OPTIONAL ACCESSORY

Pencil (12 pcs: 4B-6H)	**PHT-C751-P**
400 grade abrasive paper	**PHT-C751-S**

CROSS CUT ADHESION TESTER
CODE ISQ-PK100



3mm pitch blade (included)



2X magnifier (included)

- To test the adhesion of paint coating on metal, wood, plastic, etc.
- According to ISO 2409, ASTM D3359, DIN53151

SPECIFICATION

Blade		1mm pitch	2mm pitch	3mm pitch
Applied paint thickness	**on hard substrate (like metal)**	0~60μm	61~120μm	121~250μm
	on soft substrate (like wood ? plaster)	–	0~120μm	121~250μm
Minimum substrate thickness	**hard substrate (like metal)**	0.25mm	0.25mm	0.25mm
	soft substrate (like wood ? plaster)	–	10mm	10mm
Minimum size of test sample		150×100mm	150×100mm	150×100mm
Dimension		170×28×40mm		
Weight		430g		



2mm pitch blade (included)



1mm pitch blade (included)

brush (included)

STANDARD DELIVERY

Handle	1 pc
1mm pitch blade	1 pc
2mm pitch blade	1 pc
3mm pitch blade	1 pc
Test tape (ISQ-PK100-1)	1 pc
2X magnifier	1 pc
Brush	1 pc

step 1: make grid cutting on surface

step 2: paste and remove the tape

step 3: according to the shedding status, judge the adhesion grade

test tape (included) **ISQ-PK100-1**

https://precishop.hu

DIGITAL ADHESION TESTER
CODE SPT-AD21

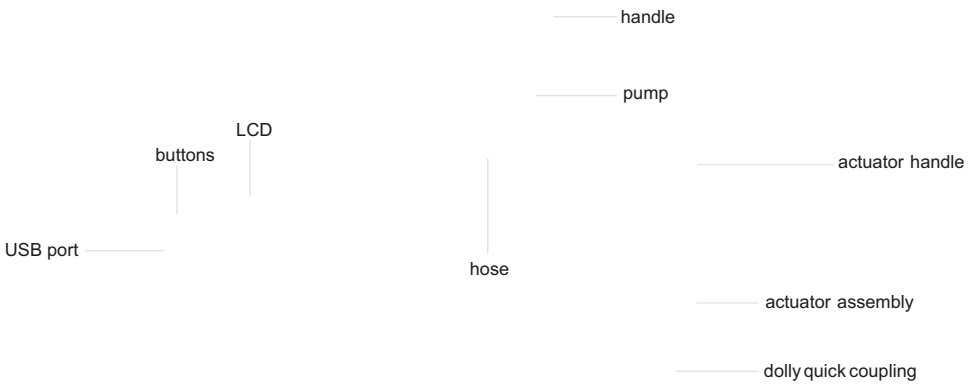


Ø20mm dolly (included)

glue gun and glue (included)

cutting tool (included) for Ø10mm, Ø14mm, Ø20mm dolly

- Pull-off test
- Built-in rechargeable lithium battery, no need e 2ternal power source
- Portable design, can be used anywhere
- Standard USB interface, can directly transmit the stored data to computer, no need to install software
- Conforms to GB/T 5210, ASTM D4541/D7234, ISO 4624/16276-1
- Store all test results, includes ma 2imum pull-offforce, pull-off rate, dolly size and time
- Built in real-time clock, all saved data have corresponding date and time
- Selectable four different sizes dolly for different resolution and testing range
- No need conversion, the instrument can calculate pull-off force according to the dolly size
- Get the testing results from LCD directly
- Two units MPa and psi for selection and can be converted automatically

SPECIFICATION

Range	0~20MPa
Dolly diameter	Ø20mm
Resolution	0.01MPa (1psi)
Accuracy	±1% full scale
Pull-off force	0.7~20MPa
Power	built-in rechargeable lithium battery
Dimension (LxWxH)	360x75x115
Weight	3kg

STANDARD DELIVERY

Main unit	1 pc
D20mm dolly	20 pcs
Cutting tool	1 pc
Charger	1 pc
USB cable	1 pc
Glue gun	1 pc
3M glue	1 pc

OPTIONAL ACCESSORY

D10mm dolly	**SPT-AD21-10**	10 pcs/package pull-off force: 2.8~80MPa
D14mm dolly	**SPT-AD21-14**	10 pcs/package pull-off force: 1.4~40MPa
D20mm dolly	**SPT-AD21-20**	10 pcs/package pull-off force: 0.7~20MPa
D50mm dolly	**SPT-AD21-50***	10 pcs/package pull-off force: 0.4~3.5MPa
Cutting tool	**SPT-AD21-CUTTER1**	for Ø10mm, Ø14mm, Ø20mm dolly
Cutting tool	**SPT-AD21-CUTTER2**	for Ø50mm dolly
Sleeve	**SPT-AD21-SLEEVE**	for Ø50mm dolly
Glue	**SPT-AD21-GLUE**	3M DP420 epo 2y glue/50ml

* Ø50mm dolly requires corresponding cutter and sleeve

https://precishop.hu

ROTATIONAL ABRASION TESTER
CODE QMY-AP32

- To test flat paint film
- Comply with ISO 7784-2, ISO 9352, GB/T1768, ASTM D3884, ASTM D1175 standards



SPECIFICATION

Plateform rotary speed	60±2 r/min, 72±2 r/min (selectable)
Load weight	500g, 750g, 1000g
Sample size	Ø100mm
Grinding wheel	e 2ternal diameter (51.6±0.1)mm, thickness (12.7±0.1)mm
Counting range of plateform rotation	0~9999 times
Motor power	25W
Power supply	220V, 50Hz
Dimension	260×410×280mm
Weight	14kg

STANDARD DELIVERY

Main unit	1 pc
Vacuum cleaner	1 pc
1000g weight	2 pcs
750g weight	2 pcs
500g weight	2 pcs
TABER CS-10 grinding wheel	1 pair
Sandpaper	10 pcs
Glass plate	5 pcs

OPTIONAL ACCESSORY

TABER CS17 grinding wheel (1 pair)	QMY-AP32-CS17
Glass plate (D100mm with a 9mm center hole ? 100 pcs/box)	QMY-AP32-GP
Aluminum plate (D100mm with a 9mm center hole ? 100 pcs/box)	QMY-AP32-AP
180# emery cloth strip (100 pcs/box)	QMY-AP32-EC

PAINT FILM FLEXIBILITY TESTER
CODE PPF-BF62

- To test the fle 2ibility of paint and varnish
- Bend the coated test plates on the shaft rods with different diameter, the minimum shaft rod diameter that does not cause damage to the film is the film fle 2ibility

SPECIFICATION

Shaft rod length	35mm
Shaft rod 1	Ø15mm
Shaft rod 2	Ø10mm
Shaft rod 3	Ø5mm
Shaft rod 4	Ø4mm
Shaft rod 5	cross section 3×10mm, radius of curved surface 1.5mm
Shaft rod 6	cross section 2×10mm, radius of curved surface 1.0mm
Shaft rod 7	cross section 1×10mm, radius of curved surface 0.5mm
Dimension	450×75×100mm
Weight	3.1kg

STANDARD DELIVERY

Main unit	1 pc
Test plate	1 bo 2 (500 pcs)
4X magnifier	1 pc

OPTIONAL ACCESSORY

Test plate (dimension: 120×25×0.28mm ? 500 pcs/box)	PPF-BF62-TP

https://precishop.hu

IMPACT TESTER
CODE THD-PF34


300g main weight (included)


1000g main weight (included)


2lb main weight (included)


2lb additional weight (included)


1000g additional weight (included)


Ø16.3mm die base (included)


Ø12.7mm indenter (included)


Ø15.9mm indenter (included)

- For paint and varnish dry coating. To test the ability to resist cracking or peeling from the substrate when deformation is caused by weights impact under standard conditions
- Indenter, base and weight can be replaced quickly
- Conform to ISO 6272-2:2002, ASTM D 2794

SPCIFICATION

Impact height range	0-100cm (0-40inch)
Graduation	1cm
Impact depth	2.5cm
Weight	1000g (2 pcs), 300g (1 pc), 2lb (2 pcs)
Indenter diameter	Ø12.7mm (1/2 inch DIA), Ø15.9mm (5/8 inch DIA)
Die base diameter	Ø16.3mm

OPTIONAL ACCESSORY

Base plate (120×70×0.5mm ? 180 pcs/box)*	**THD-PF34-T**

*Can be customized according to the needs of different thickness, size and processing

STANDARD DELIVERY

Main unit	1 pc
1000g main weight	1 pc
300g main weight	1 pc
2lb main weight	1 pc
1000g additional weight	1 pc
2lb additional weight	1 pc
D12.7mm indenter	1 pc
D15.9mm indenter	1 pc
D16.3mm die base	1 pc

https://precishop.hu

Electromagnetic Ultrasonic Thickness Gages
Page 705

Ultrasonic Thickness Gages
Page 706-714

Tachometers
Page 715-716

Stroboscopes
Page 716

Vibration Meters
Page 717-718

Laser Distance Meters
Page 719

Portable Conductivity/TDS Meters
Page 719-720

Portable pH Meters
Page 721-722

Online Refractivity Sensors
Page 723

Refractometers
Page 723-725

Digital Stopwatches
Page 725

Stroke Counters
Page 725

Digital Moisture Meters
Page 726

Differential Pressure Manometers
Page 727

Anemometers
Page 728

Bourdon Tube Pressure Gages
Page 728

https://precishop.hu

Digital Sound Level Meters
Page 729-731

Light Meters
Page 731-732

UV Light Meters
age 732-733



Gas Detectors
Page 733-734



Teslameters
Page 735



Laser Belt Tension Meters
Page 735

Light Transmittance Meters
age 736

Digital Glass Thickness Meters
Page 736

https://precishop.hu

ELECTROMAGNETIC ULTRASONIC THICKNESS GAGE
CODE EMU-S340

VIDEO

- No surface polishing required, can penetrate anti-corrosion coating and rust (maximum 4mm), no coupling agent required
- Normal temperature permanent magnetic probe and high temperature permanent magnetic probe are using weak permanent magnet, to replace the strong permanent magnet commonly used nowadays. Completely solve the problem that EMAT transducer suction force is too large and difficult to move, so that the manual inspection is more simple, convenient and safe
- Temperature compensation function, can input the actual temperature of high-temperature components to automatically compensate the speed of sound, making the thickness measurement value more accurate
- Measurement of non verticality up to +25°, low verticality requirements for probe placement
- Scanning mode:A-scan format, B-scan image format display of thickness measurement values
- 50000 thickness values and 400 A-scan or B-scan data can be stored
- Integrated high-brightnessLEDs on the back for easy on-site illumination

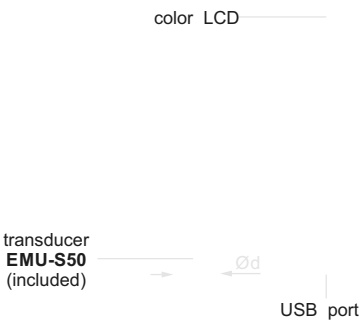

SPECIFICATION

Measuring range	1.5~200mm (steel, stainless steel)
Resolution	0.02mm
Accuracy	±0.04mm+H/1000 (H≤50mm) ±0.2mm (50≥H≥100mm) ±0.3mm (100≥H≥200mm)
Working gap (the distance between the probe and the measured object)	normal temperature permanent magnetic probe≤4mm high temperature permanent magnetic probe≤2mm
Minimum required diameter	≥8mm
Non-perpendicularity	±25°
Excitation frequency	3.0MHz~3.9MHz
Material velocity	1000~9999m/s
Adjustment increments	1m/s
Gate function	automatic gate, manual single gate, manual double gate
Display	color LCD, 3.5 inch/320×480 pixel
Interface	USB2.0
Power supply	rechargeable lithium battery, working time≥8 hours
Dimension	195×90×40mm
Weight	820g



normal temperature permanent magnetic probe sweep support **EMU-S52 (optional)**

high temperature permanent magnetic probe **EMU-S51 (optional)**

STANDARD DELIVERY

Main unit	1 pc
Transducer EMU-S50	1 pc
Calibration block (diameter Ø36×wall thickness 10mm)	1 pc
4G USB flash disk	1 pc
USB cable	1 pc

OPTIONAL ACCESSORY

High temperature permanent magnetic probe	**EMU-S51**
Normal temperature permanent magnetic probe sweep support	**EMU-S52**

SPECIFICATION OF TRANSDUCERS

Code	Magnetism	Magnetic force	Diameter (Ød)	Applicable temperature	Application
EMU-S50 (included)	weak permanent magnet	≤15N	Ø30mm	-10~60°C	general use
EMU-S51 (optional)	weak permanent magnet	≤20N	Ø45mm	-50~800°C	for high temperature

https://precishop.hu

ULTRASONIC THICKNESS GAGE (ADVANCED TYPE) CODE ISU-800D

PENETRATE COATING AND MEASURE THE THICKNESS OF SUBSTRATE

BLUETOOTH

REAL-TIME TEMPERATURE COMPENSATION

DATA OUTPUT

- Real-time temperature compensation eliminates the error caused by temperature variation
- Support both single element transducers and dual element transducers
- Measure the thickness of substrate through coating
- Measuring mode: standard mode (dual element transducer: P-E mode, single element transducer: I-E mode), penetrate coating mode (dual element transducer: I-E mode, single element transducer: E-E mode or auto mode)
- Measure method: single point, scanning, deviation
- Set upper and lower limits for alarm when out-of-tolerance
- Single point and 2 points calibration
- Keyboard lock function avoids parameter setting change caused by unintended press during measurement
- Memory 1000 measurement values
- Data can be transferred to PC by Bluetooth connection or Mini-USB cable

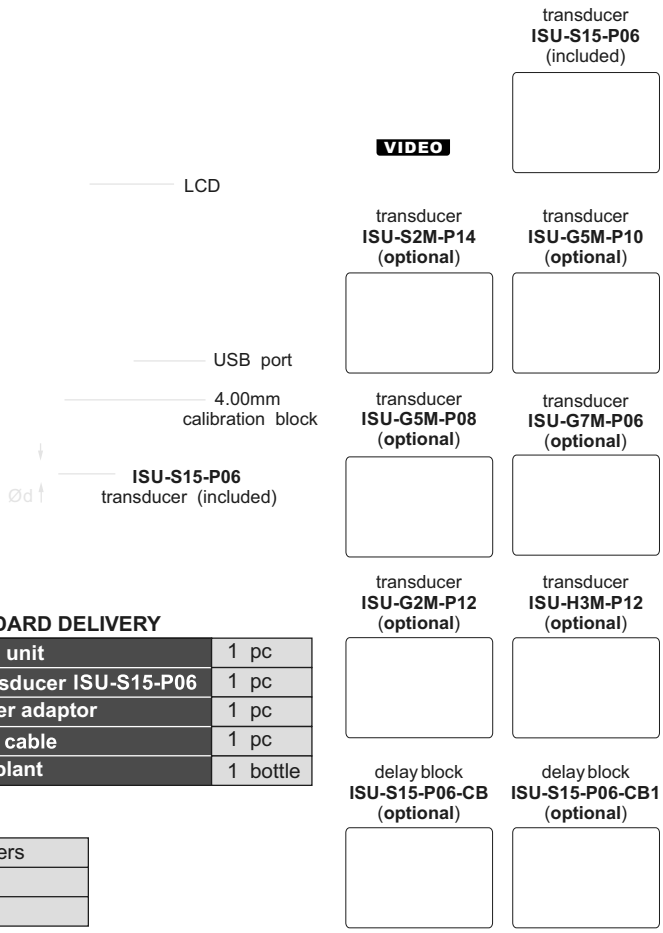

SPECIFICATION

Measuring range	refer to the specification of transducers
Resolution	0.01mm/0.001mm
Accuracy	refer to the specification of transducers
Data output	bluetooth and USB
Velocity	1~19999m/s
Power supply	3.7V rechargeable lithium battery
Dimension	157×78×37mm
Weight	260g

STANDARD DELIVERY

Main unit	1 pc
Transducer ISU-S15-P06	1 pc
Power adaptor	1 pc
USB cable	1 pc
Couplant	1 bottle

OPTIONAL ACCESSORY

Transducer	refer to the specification of transducers
Couplant (for ISU-H3M-P12)	ISU-HT5-COUPLANT
Thermal printer (with cable)	ISU-800D-PRINTER

SPECIFICATION OF TRANSDUCERS (ON STEEL)

Code	Type	Freq	Diameter (Ød)	Measuring range	Min. size of pipes (diameter x wall thickness)	Accuracy	Applicable temperature	Application
ISU-S15-P06 (included)	single element	15MHz	8mm	I-E: 0.9~28mm E-E: 0.15~14mm	Ø10x1.5mm Ø15x0.35mm	±0.02mm/0.3%H* (take the larger one)	-10~60°C	high precision or thin workpieces
ISU-S15-P06-CB (optional) **	–	–	5mm	I-E: 0.9~10mm E-E: 0.15~5mm	Ø10x1.2mm Ø15x0.35mm			high precision or irregular surface
ISU-S15-P06-CB1 (optional) **	–	–	8mm	I-E: 0.9~38mm E-E: 0.3~19mm	–			high precision or thick workpieces
ISU-S2M-P14 (optional)	single element	2MHz	19mm	I-E: 30~2000mm E-E: 30~1000mm	–	±0.5%H*	-10~310°C	ultra-thick workpieces
ISU-G5M-P10 (optional)	dual element	5MHz	13mm	0.8~300mm	Ø25x3mm	±0.04mm (range: <10mm) ±H/333mm (range: ≥10mm)	-10~60°C	normal workpieces
ISU-G5M-P08 (optional)	dual element	5MHz	11mm	0.8~225mm	Ø20x1.2mm			curved surface and normal workpieces
ISU-G7M-P06 (optional)	dual element	7.5MHz	9mm	0.8~50mm	Ø15x1.2mm			curved surface and small workpieces
ISU-G2M-P12 (optional)	dual element	2MHz	17mm	3~700mm	Ø30x4mm	±0.05mm/0.5%H* (take the larger one)		castings and thick workpieces
ISU-H3M-P12 (optional)	dual element	3MHz	15mm	2~200mm	Ø25x3mm	±0.05mm/0.5%H* (take the larger one)	-10~310°C	workpieces with high temperature

* H is the measured thickness in mm

** Delay blockers, suitable for transducer ISU-S15-P06

https://precishop.hu

PENETRATE COATING AND MEASURE THE THICKNESS OF SUBSTRATES | WITH A AND B SCAN | DATA OUTPUT

ULTRASONIC THICKNESS GAGE
CODE ISU-810D

A scan B scan

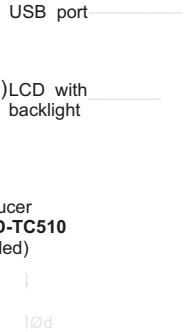

- Measure the thickness of substrate through coating
- Measuring mode: standard mode (dual element transducer: P-E), penetrate coating mode (dual element transducer: E-E)
- Dispiay mode: real-time color A-scan waveform mode, real-time color B-scan waveform mode, thickness value mode, Min/Max capture mode, difference or reduction rate mode
- Can measure gray cast iron, ductile iron, PE, PVC pipe, fiberglass, 3PE anticorrosive layer pipes, metal pipes, pressure vessels, shaped parts, wall thickness of small pipes etc
- Set the upper and lower limits, and the reading color will change when the limit is exceeded
- One-point calibration and two-point calibration
- Can compensate the non-linearity of the twin-crystal probe by automatic V path correction
- Can store 100000 thickness values and 1000 waveforms
- USB 2.0 port connected to computer for statistics
- Languages: Chinese, English, German, French, Japanese
- Power of: automatic/manual

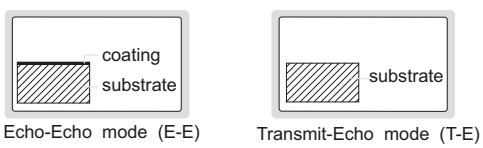

Echo-Echo mode (E-E) Transmit-Echo mode (T-E)

VIDEO

SPECIFICATION

Measuring range	refer to the specification of transducers
Resolution	0.1/0.01mm
Accuracy	±0.05mm (H<10mm) ±(0.05%H+0.01)mm (H≥100mm) H is the thickness to be measured in mm
Display	320×240, color screen display
Measuring frequency	4Hz, 8Hz, 16Hz
Velocity	500~9999m/s
Applicable temperature	-20~50°C
Output	USB
Measuring unit	mm/inch
Power supply	2×1.5V AA batteries
Dimension	153×76×37mm
Weight	280g (including batteries)

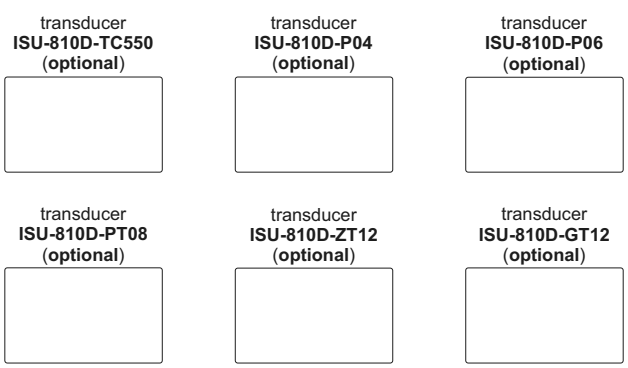

STANDARD DELIVERY

Main unit	1 pc
Transducer ISU-810D-TC510	1 pc
Battery (AA)	2 pcs
Couplant	1 bottle
USB cable	1 pc

OPTIONAL ACCESSORY

Transducer	refer to the specification of transducers
Couplant (for ISU-810D-GT12)	**ISU-HT5-COUPLANT**

SPECIFICATION OF TRANSDUCERS

Code	Frequency	Diameter (Ød)	Measuring range	Applicable temperature	Application
ISU-810D-TC510 (included)	5MHz	13.5mm	1.2~400mm	-10~70°C	normal workpieces
ISU-810D-TC550 (optional)	5MHz	13.5mm	1~200mm	-10~70°C	fiberglass and organic material
ISU-810D-PT04 (optional)	10MHz	7mm	0.7~12mm	-10~70°C	small diameter workpieces
ISU-810D-PT06 (optional)	7.5MHz	8.7mm	0.8~30mm	-10~70°C	curved surface and small workpieces
ISU-810D-PT08 (optional)	5MHz	11mm	0.8~100mm	-10~60°C	normal workpieces
ISU-810D-ZT12 (optional)	2MHz	17mm	4~508mm	-10~70°C	cast iron (coarse grain) and thick workpieces
ISU-810D-GT12 (optional)	3MHz	15mm	2~80mm	-20~480°C	workpieces with high temperature

https://precishop.hu

ULTRASONIC THICKNESS GAGE
CODE ISU-720D

DATA OUTPUT | WITH A AND B SCAN | PENETRATE NON-METALLIC COATING AND MEASURE THE THICKNESS OF METAL SUBSTRATES

- Two measuring modes, Echo-Echo (E-E) and Transmit-Echo (T-E):
  – E-E is applicable for non-metallic coating (such as paint, plastic resin, etc.) on metal substrates, can penetrate coating and measure the thickness of substrates
  – T-E is to measure the thickness of material without coating, such as metal, plastic, glass, nylon, resin, ceramics, ice, etc.
- A scan, through the waveform, judges whether there are impurities, pores, cracks and so on inside, in order to avoid wrong measurement
- B scan, measures continuously and displays the thickness change on the screen
- Transducers can be automatically identified and zeroed
- Memory 10000 measurement values
- Data can be input to Excel and Word as keyboard signal
- Automatic or manual measurement
- When transducers are removed from workpieces, the measurement data are held on screen for easy viewing
- Set upper and lower limits for alarm when out-of-tolerance
- Automatic power off

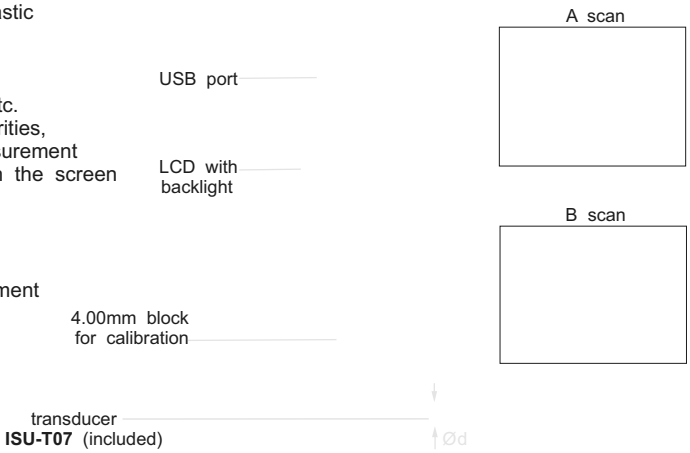

SPECIFICATION (ON STEEL)

Measuring range	refer to specification of transducers
Resolution	0.1/0.01mm
Accuracy	±0.04mm (H<10mm) ±(0.04+H/1000)mm (10≤H<100mm) ±H/333mm (H≥100mm) H is the thickness to be measured in mm
Frequency	refer to specification of transducers
Display	320×240, color screen display
Velocity	1000~9999m/s
Measuring frequency	2 times/second and 10 times/second
Operation temperature of main unit	-20~50°C
Output	USB
Measuring unit	mm/inch
Power supply	2×1.5V AA batteries
Dimension	133×75×29mm
Weight	260g (including batteries)

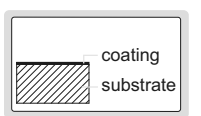

Echo-Echo mode (E-E)

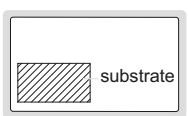

Transmit-Echo mode (T-E)

VIDEO

transducer **ISU-T04** (optional)

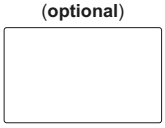

transducer **ISU-T06** (optional)



transducer **ISU-T08** (optional)



transducer **ISU-T12** (optional)



transducer **ISU-T13** (optional)



transducer **ISU-T25** (optional)



STANDARD DELIVERY

Main unit	1 pc
Bicrystal transducer ISU-T07	1 pc
Battery (AA)	2 pcs
Couplant	1 bottle
USB cable	1 pc

OPTIONAL ACCESSORY

Transducer	ISU-T04, ISU-T06, ISU-T08, ISU-T12, ISU-T13, ISU-T25
Couplant (for ISU-T13)	ISU-HT5-COUPLANT

SPECIFICATION OF TRANSDUCERS (ON STEEL)

Code	Mode	Frequency	Diameter (Ød)	Measuring range	Minimum size of pipes for measurement (diameter × wall thickness)	Applicable temperature	Application
ISU-T07 (included)	T-E E-E	5.0MHz	13.2mm	T-E mode: 1.5~200mm E-E mode: 3~25mm	T-E mode: Ø25×3mm	-20~60°C	general use
ISU-T04 (optional)	T-E	10.0MHz	6mm	0.7~20mm	Ø15×1mm	-20~60°C	for small tubes
ISU-T06 (optional)	T-E	7.5MHz	9mm	0.7~50mm	Ø15×1.2mm	-20~60°C	for thin workpieces
ISU-T08 (optional)	T-E	5.0MHz	11mm	0.8~300mm	Ø25×1.2mm	-20~60°C	general use
ISU-T12 (optional)	T-E	2.0MHz	17mm	2~400mm	Ø40×3mm	-20~60°C	for casting iron
ISU-T13 (optional)	T-E	5.0MHz	15mm	3~100mm	Ø25×2mm	0~350°C	for high temperature
ISU-T25 (optional)	T-E	1.0MHz	26mm	3~200mm	–	-20~60°C	for fiberglass and organic material

https://precishop.hu

DATA OUTPUT

WITH A AND B SCAN

ULTRASONIC THICKNESS GAGE (FOR THICK WORKPIECES MADE OF ORGANIC MATERIALS) CODE ISU-710D

VIDEO

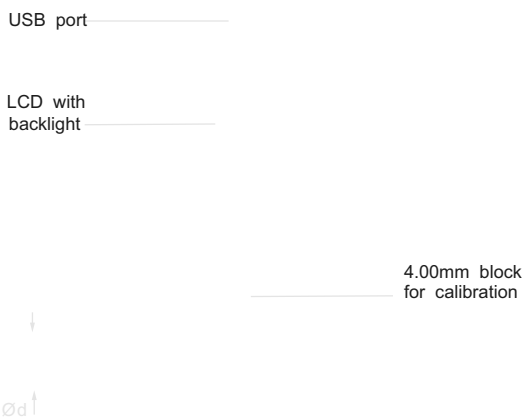

- For thick workpieces made of organic materials
- A scan, through the waveform, judges whether there are impurities, pores, cracks and so on inside, in order to avoid wrong measurement
- B scan, measures continuously, displays the thickness change on the screen
- Transducers can be automatically identified and zeroed
- Memory 10000 measurement values
- Data can be input to Excel and Word as keyboard signal
- Automatic or manual measurement
- When transducers are removed from workpieces, the measurement data are held on screen for easy viewing
- Set upper and lower limits for alarm when out-of-tolerance
- Automatic power off

A scan

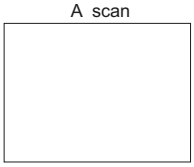

B scan

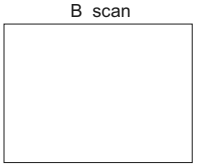

28

SPECIFICATION (ON STEEL)

Measuring range		20~590mm
Resolution		0.1/0.01mm
Accuracy		±(0.04+H/1000)mm (H<100mm) ±H/333mm (H≥100mm) H is the thickness to be measured in mm
Transducer	type	single element transducer
	frequency	1.0MHz
	diameter (Ød)	26mm
Display		320×240, color screen display
Velocity		1000~9999m/s
Measuring frequency		2 times/second and 10 times/second
Operation temperature		main unit: -20~50°C transducer: -20~60°C
Output		USB
Measuring unit		mm/inch
Power supply		2×1.5V AA batteries
Dimension		133×75×29mm
Weight		260g (including batteries)

STANDARD DELIVERY

Main unit	1 pc
Transducer	1 pc
Battery (AA)	2 pcs
Couplant	1 bottle
USB cable	1 pc

https://precishop.hu

ULTRASONIC THICKNESS GAGE (FOR THIN WORKPIECES) CODE ISU-700D

DATA OUTPUT

WITH A AND B SCAN

VIDEO

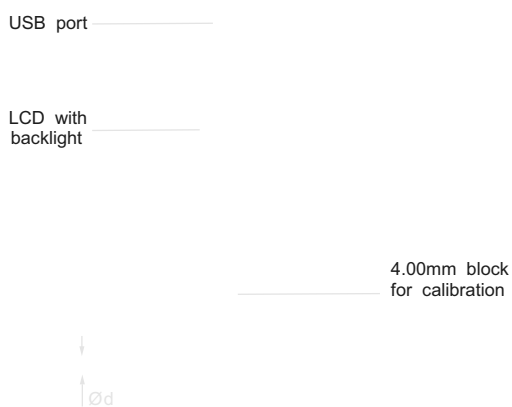

- For thin workpieces
- A scan, through the waveform, judges whether there are impurities, pores, cracks and so on inside, in order to avoid wrong measurement
- B scan, measures continuously, displays the thickness change on the screen
- Transducers can be automatically identified and zeroed
- Memory 10000 measurement values
- Data can be input to Excel and Word as keyboard signal
- Automatic or manual measurement
- When transducers are removed from workpieces, the measurement data are held on screen for easy viewing
- Set upper and lower limits for alarm when out-of-tolerance
- Automatic power off

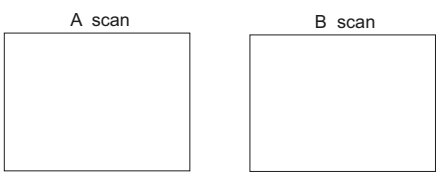

SPECIFICATION (ON STEEL)

Measuring range		Transmit-echo (T-E) mode: 1.5~20mm
		Echo-echo (E-E) mode: 0.2~10mm
Resolution		0.1/0.01/0.001mm
Accuracy		±0.04mm (H<10mm) ±(0.04+H/1000)mm (H≥10mm) H is the thickness to be measured in mm
Transducer	type	single element transducer
	frequency	15.0MHz
	diameter (Ød)	7.5mm
Display		320×240, color screen display
Velocity		1000~9999m/s
Measuring frequency		2 times/second and 10 times/second
Operation temperature		main unit: -20~50°C transducer: -20~60°C
Output		USB
Measuring unit		mm/inch
Power supply		2×1.5V AA batteries
Dimension		133×75×29mm
Weight		260g (including batteries)

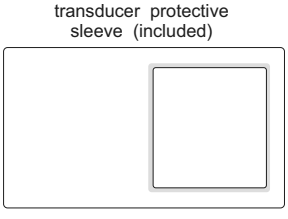

STANDARD DELIVERY

Main unit	1 pc
Transducer	1 pc
Transducer protective sleeve	1 pc
Battery (AA)	2 pcs
Couplant	1 bottle
USB cable	1 pc

https://precishop.hu

PENETRATE NON-METALLIC COATING AND MEASURE THE THICKNESS OF METAL SUBSTRATE

ULTRASONIC THICKNESS GAGE (THROUGH COATING) CODE ISU-300D

DATA OUTPUT

INSPECTION CERTIFICATE

VIDEO

- Two measuring modes, Echo-Echo (E-E) and Transmit-Echo (T-E):
  – E-E is applicable for non-metallic coating (such as paint, plastic resin, etc.) on metal substrates, can penetrate coating and measure the thickness of substrates
  – T-E is to measure the thickness of material without coating, such as metal, plastic, glass, nylon, resin, ceramics, ice, etc.
- Tolerance measurement
- Average calculation of maximum 9 readings
- Data can be input to Excel and Word as keyboard signal

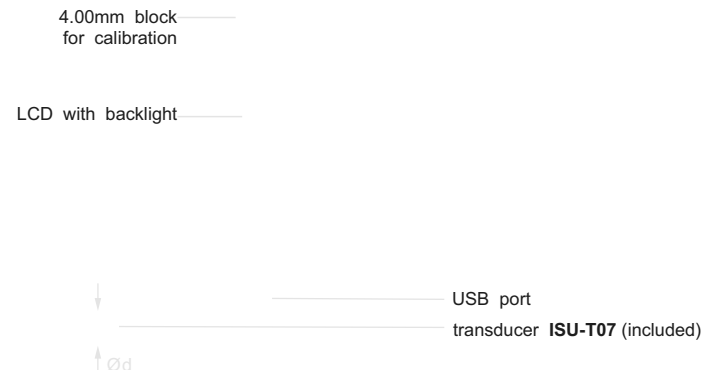

SPECIFICATION (ON STEEL)

Measuring range	refer to specification of transducers
Resolution	0.1/0.01mm
Accuracy	±0.04mm (H<10mm) ±(0.04+H/1000)mm (10≤H<100mm) ±H/333mm (H≥100mm) H is the thickness to be measured in mm
Velocity	1000~9999m/s
Operation temperature of main unit	-20~50°C
Output	USB
Measuring unit	mm/inch
Power supply	2×1.5V AAA batteries
Dimension	116×64×27mm
Weight	220g

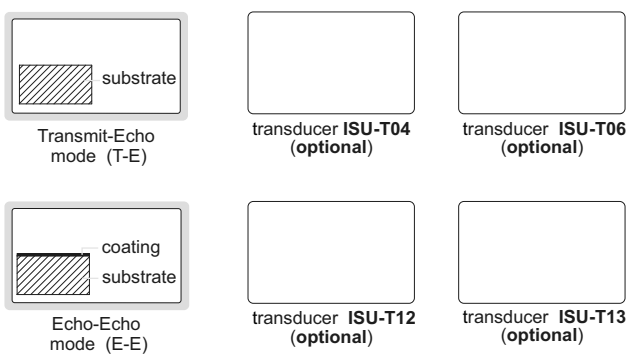

STANDARD DELIVERY

Main unit	1 pc
Transducer ISU-T07	1 pc
Battery (AAA)	2 pcs
Couplant (for ISU-T04, ISU-T06, ISU-T07, ISU-T12)	1 bottle
USB cable	1 pc

OPTIONAL ACCESSORY

Transducer	**ISU-T04, ISU-T06, ISU-T12, ISU-T13**
Couplant (for ISU-T13)	**ISU-HT5-COUPLANT**

SPECIFICATION OF TRANSDUCERS (ON STEEL)

Code	Mode	Frequency	Diameter (Ød)	Measuring range	Minimum size of pipes for measurement (diameter × wall thickness)	Applicable temperature	Application
ISU-T07 (included)	T-E E-E	5.0MHz	13.2mm	T-E mode: 1.5~200mm E-E mode: 3~25mm	T-E mode: Ø25×3mm	-20~60°C	general use
ISU-T04 (optional)	T-E	10.0MHz	6mm	0.7~20mm	Ø15×1mm	-20~60°C	for small tubes
ISU-T06 (optional)	T-E	7.5MHz	9mm	0.7~50mm	Ø15×1.2mm	-20~60°C	for thin workpieces
ISU-T12 (optional)	T-E	2.0MHz	17mm	2~400mm	Ø40×3mm	-20~60°C	for casting iron
ISU-T13 (optional)	T-E	5.0MHz	15mm	3~100mm	Ø25×2mm	0~350°C	for high temperature

https://precishop.hu

ULTRASONIC THICKNESS GAGE
CODE ISU-250C

INSPECTION CERTIFICATE

DATA OUTPUT

VIDEO

- Measure the thickness from one side of objects, suitable for pipes, tanks, etc.
- Applicable material: metal, plastic, glass, nylon, resin, ceramic, ice
- Tolerance measurement
- Average calculation of 9 readings
- Data can be input to Excel and Word as keyboard signal

SPECIFICATION (ON STEEL)

Measuring range	refer to specification of transducers
Resolution	0.1/0.01mm
Accuracy	±0.04mm (H<10mm) ±(0.04+H/1000)mm (10≤H<100mm) ±H/333mm (H≥100mm) H is the thickness to be measured in mm
Velocity	1000-9999m/s
Operation temperature of main unit	-20~50°C
Output	USB
Measuring unit	mm/inch
Power supply	2×1.5V AAA batteries
Dimension	64×116×27mm
Weight	220g

STANDARD DELIVERY

Main unit	1 pc
Transducer ISU-T08	1 pc
Battery (AAA)	2 pcs
Couplant (for ISU-T04, ISU-T06, ISU-T08, ISU-T12)	1 bottle
USB cable	1 pc

OPTIONAL ACCESSORY

Transducer	**ISU-T04, ISU-T06, ISU-T12, ISU-T13**
Couplant (for ISU-T13)	**ISU-HT5-COUPLANT**



transducer **ISU-T06** (**optional**)

transducer **ISU-T13** (**optional**)

transducer **ISU-T04** (**optional**)



transducer **ISU-T12** (**optional**)

SPECIFICATION OF TRANSDUCERS (ON STEEL)

Code	Frequency	Diameter (Ød)	Measuring range	Minimum size of pipes for measurement (diameter × wall thickness)	Applicable temperature	Application
ISU-T08 (included)	5.0MHz	11mm	0.8~300mm	Ø25×1.2mm	-20~60°C	general use
ISU-T04 (optional)	10.0MHz	6mm	0.7~20mm	Ø15×1mm	-20~60°C	for small tubes
ISU-T06 (optional)	7.5MHz	9mm	0.7~50mm	Ø15×1.2mm	-20~60°C	for thin workpieces
ISU-T12 (optional)	2.0MHz	17mm	2~400mm	Ø40×3mm	-20~60°C	for casting iron
ISU-T13 (optional)	5.0MHz	15mm	3~100mm	Ø25×2mm	0~350°C	for high temperature

https://precishop.hu

ATTENTION: NOT SUITABLE FOR CASTINGS AND ALUMINUM WORKPIECES

ULTRASONIC THICKNESS GAGE (BASIC TYPE)
CODE ISU-100D

INSPECTION CERTIFICATE

VIDEO

POPULAR MODEL



- Measure the thickness from one side of objects, suitable for pipes, tanks, etc.
- Applicable material: steel, stainless steel, glass, copper, brass, polystyrene, titanium, etc.

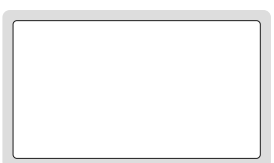

28

SPECIFICATION (ON STEEL)

Measuring range		0.8~300mm
Resolution		0.1/0.01mm
Accuracy		±0.05mm (H<10mm) ±(0.05+H/1000)mm (10≤H<100mm) ±H/333mm (H≥100mm) H is the thickness to be measured in mm
Transducer	frequency	5MHz
	diameter (Ød)	10.8mm
Minimum size of pipes		20×1.2mm (diameter×wall thickness)
Velocity		1000-9999m/s
Operation temperature		main unit: -20~50°C transducer: -20~60°C
Measuring unit		mm/inch
Power supply		2×AAA batteries
Dimension		114×64×28mm
Weight		200g

STANDARD DELIVERY

Main unit	1 pc
Transducer	1 pc
Couplant	1 bottle
Battery (AAA)	2 pcs

https://precishop.hu

STANDARD TEST BLOCKS FOR ULTRASONIC THICKNESS GAGES

STEP WEDGE BLOCKS CAN BE CUSTOMIZED

INSPECTION CERTIFICATE

- Supplied with manufacturer inspection certificate
- Material of step wedge blocks can be customized

cylinder block

Cylinder block set (17 blocks are included) (mm)

Code	Material	Diameter	Thickness	Accuracy	QTY
ISU-ST	45#	20	0.5	±0.01	1 pc
	45#	20	1		1 pc
	45#	20	1.2		1 pc
	45#	20	1.5		1 pc
	45#	20	2		1 pc
	45#	20	3.3		1 pc
	45#	20	5.5		1 pc
	45#	20	7.7		1 pc
	45#	20	10		1 pc
	45#	20	15		1 pc
	45#	20	20	±0.02	1 pc
	45#	20	25		1 pc
	45#	20	50		1 pc
	45#	20	75		1 pc
	45#	20	100	±0.05	1 pc
	45#	20	150		1 pc
	45#	20	200		1 pc

round tube block

Round tube block set (2 blocks are included) (mm)

Code	Material	Outer diameter	Wall thickness	Accuracy	Length	QTY
ISU-SWT	45#	30	2	±0.02	40	1 pc
	45#	40	3	±0.02	40	1 pc

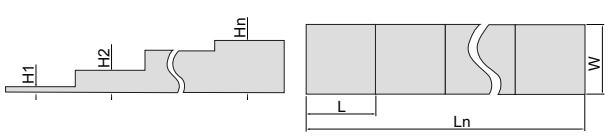

step wedge block

Step wedge blocks (mm)

Code	Material	QTY of steps (n)	Thickness							Accuracy	Width (W)	Length of each step (L)	Total length (Ln)
			H1	H2	H3	H4	H5	H6	H7				
ISU-S4A	45#	4	6.25	12.5	18.75	25	-	-	-	±0.02	20	20	80
ISU-S4B	45#	4	5	10	15	20	-	-	-	±0.02	20	20	80
ISU-S5A	45#	5	2.5	5	7.5	10	12.5	-	-	±0.02	20	20	100
ISU-S5B	45#	5	2	4	6	8	10	-	-	±0.02	20	20	100
ISU-S7A	45#	7	3	12.5	24	30	36	42	48	±0.02	40	40	280
ISU-S7B	45#	7	1	1.5	2	4	6	8	10	±0.02	40	40	280

https://precishop.hu

CONTACT/NON-CONTACT TACHOM T R
COD 9225-405

- 2 measuring method, contact and non-contact
- Can measure rotary speed and line speed
- Automatically save the maximum value, minimum value and the last value, 500 data can be stored during continuous measurement
- Automatic power off


cone head (included)


cone cavity head (included)


reflection sticker (included)


wheel with 0.1m perimeter (included)


small cone head (included)


clamping sleeve (included)

SP CIFICATION

Measuring method		Non-contact	Contact
Measuring range	rotary speed	2.5~99999RPM	0.5~19999RPM
	line speed	—	0.05~500m/min
Resolution	rotary speed	0.1RPM (range 2.5~999.9RPM) 1RPM (range 1000~99999RPM)	0.1RPM (range 0.5~999.9RPM) 1RPM (range 1000~19999RPM)
	line speed	—	0.01m/min (range 0.05~99.99m/min) 0.1m/min (range 100~500m/min)
Accuracy	rotary speed	±(0.05%n+1d)RPM n is rotary speed, d is resolution	±(0.4%n+1d)RPM (n<300RPM) ±(0.05%n+1d)RPM (n≥300RPM) n is rotary speed, d is resolution
	line speed	—	±(1%+1d)m/min d is resolution
Laser power		CLASS 3R, 3mW~4mW	—
Sampling time		0.6s (above 100RPM)	
Measuring distance		50~500mm	—
Operation temperature		0~40°C	
Power supply		3×AA batteries	
Dimension		206×71×36mm	
Weight		170g	

STANDARD D LIV RY

Main unit	1 pc
Reflection sticker	3 pcs
Wheel with 0.1m perimeter	1 pc
Clamping sleeve	1 pc
Cone head	1 pc
Small cone head	1 pc
Cone cavity head	1 pc
Battery (AA)	3 pcs

NON-CONTACT TACHOM T R
COD 9223-120

- Accurately measure the rotary speed without contact
- Automatically save the maximum value, minimum value and the last value, 500 data can be stored during continuous measurement

SP CIFICATION

Measuring range	2.5~99999RPM
Resolution	0.1RPM (range 2.5~999.9RPM) 1RPM (range 1000~99999RPM)
Accuracy	±(0.05%n+1d)RPM n is rotary speed, d is resolution
Laser power	CLASS 3R, 3mW~4mW
Sampling time	0.6 second (above 100RPM)
Measuring distance	50~500mm
Operation temperature	0~40°C
Power supply	3×AA batteries
Dimension	180×71×29.9mm
Weight	145g


reflection sticker (included)

STANDARD D LIV RY

Main unit	1 pc
Reflection sticker	3 pcs
Battery (AA)	3 pcs

https://precishop.hu

CONTACT TACHOM T R
COD 9224-213

- Can measure rotary speed, line speed and line length
- Automatically save the maximum value, minimum value and the last value, 96 data can be stored during continuous measurement
- With backlight display


cone cavity head (included)


clamping sleeve (included)


cone head (included)


small cone head (included)

SP CIFICATION

Measuring range	rotary speed	0.5~19999RPM
	line speed	0.05~500m/min
	line length	0.05~99999m
Resolution	rotary speed	0.1RPM (range 0.5~999.9RPM) 1RPM (range 1000~19999RPM)
	line speed	0.01m/min (range 0.05~99.99m/min) 0.1m/min (range 100~500m/min)
	line length	0.02m
Accuracy	rotary speed	±(0.4%n+1d)RPM (n<300RPM) ±(0.05%n+1d)RPM (n≥300RPM) n is rotary speed, d is resolution
	line speed	±(1%+1d)m/min d is resolution
	line length	±(1%+1d)m d is resolution
Sampling time		0.8s (above 60RPM)
Operation temperature		0~40°C
Power supply		3×AA batteries
Dimension		171×71×35mm
Weight		162g

STANDARD D LIV RY

Main unit	1 pc
Wheel with 0.1m perimeter	1 pc
Clamping sleeve	1 pc
Cone head	1 pc
Small cone head	1 pc
Cone cavity head	1 pc
Battery (AA)	3 pcs


wheel with 0.1m perimeter (included)

DIGITAL L D TACHOM T R/STROBOSCOP
COD ISQ-TS120K

- Make cyclical motion (rotation, vibration, etc.) objects to appear slow-moving or stationary
- On-line inspection or observation for moving objects
- Measure the rotation or vibration speed and frequency
- Can be triggered from outside by moving objects, make LED flash frequency same as the rotation or vibration

SP CIFICATION

Flash frequency range		60~120000FPM (flash per minute), 1~2000Hz
Resolution	FPM	0.1FPM (<100000FPM), 1FPM (≥100000FPM)
	HZ	0.01Hz (<200Hz), 0.1Hz (≥200Hz)
Setting accuracy		±0.01%
Phase shift increment		3°
Flash pulse duration time		0.1~2.5°
L D light		3 pcs CREE 10W lamp
L D life		3~5 years
Trigger mode		internal and external
Power supply		built-in rechargeable battery or AC/DC adapter
Dimension		208×70×60mm
Weight		380g

STANDARD D LIV RY

Main unit	1 pc
AC/DC adapter	1 pc
Proximity trigger	1 pc

VIDEO

proximity trigger (included)

make LED flash frequency same as the rotation or vibration (power supply from AC/DC adapter when external trigger is used)

https://precishop.hu

VIBRATION M T R
COD 0022-VM20

VIDEO



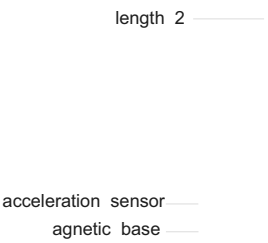

software (included) onitor and collect data to PC software via USB cable
data can sent to Excel

- Can measure vibration frequency
- Can measure virtual value/peak value/peak-peak value of acceleration, velocity and displacement
- Suitable for factory inspection, status monitoring and fault diagnosis of mechanical equipments such as motors, pumps, fans, household appliances, compressors, smoke machines, generators, gearboxes, etc
- Software is included: on-line monitoring, data storage

SPECIFICATIO

Measuring parameter	acceleration (virtual/peak/peak-peak value) $a_{RMS,1}$, $a_{Peak,1}$, $a_{P-P,1}$, a_{Peak}', a_{P-P}'	velocity (virtual/peak/peak-peak value) $V_{RMS,1}$ $V_{Peak,1}$ $V_{P-P,1}$ V_{Peak}' V_{P-P}'	displace ent (virtual/peak/peak-peak value) $d_{RMS,1}$, $d_{Peak,1}$, $d_{P-P,1}$, d_{Peak}', d_{P-P}'
Measuring range	0.01~200m/s² (peak value)	0.1~200mm/s (virtual value)	0.01~2mm (peak-peak value)
Frequency range	10Hz~5kHz	10Hz~1kHz	10Hz~500Hz
Amplitude frequency reponse	±5%		
Amplitude linearity	±5%		
Frequency accuracy	±0.5%		
Cut-off frequency (second-order high-pass filtering)	8kHz sa pling frequency: 3.16Hz 10.00Hz、31.60Hz、N/A (adjustable) 32kHz sa pling frequency: 12.64Hz 40.00Hz、126.4Hz、N/A (adjustable)		
Display	1.96" 128×64 dot matrix OLED screen		
Language	Chinese, English, Portuguese		
Power	<80mA/5V		
Power supply	4×AAA batteries: 6.0V/1000mAh; AC/DC adapter: 5V/2A		
Operation condition	temperature: -10°C~50°C; humidity: 25%RH~90%RH, non-condensing; pressure: 65kPa~108kPa		
Dimension	172×69×26mm		
Weight	240g		

STA DARD DELIVERY

Main unit	1 pc
Software	1 pc
Accelerometer (including cable)	1 pc
Magnetic base	1 pc
M5 screw	1 pc
Battery (AAA)	4 pcs
AC/DC adapter	1 pc

https://precishop.hu

VIBRATION P N (THR PARAM T RS)
COD 0020-A199

SP CIFICATION

Parameter	acceleration	velocity	displacement
Measuring range	0.01~199.9m/s² (peak value)	0.01~199.9mm/s (virtual value)	0.001~1.999mm (peak~peak value)
Frequency	10Hz~1kHz	10Hz~1kHz	10Hz~500Hz
Frequency response	±5% (≥20Hz) -20%~+10% (<20Hz)		
Linearity	±(5%+2unit)		
Indeterminacy of sensitivity	≤3%		
Operation temperature	0°C~40°C/32°F~104°F		
Operation humidity	<85%		
Power supply	2×LR44 battery (for 10 hours working)		
Dimension	150x22x18mm		
Weight	55g		

- Acceleration, velocity and displacement can be tested
- Automatic power off

STANDARD D LIV RY

Main unit	1 pc
LR44 battery	2 pcs

VIBRATION P N
COD 9720-199

VIDEO

STANDARD D LIV RY

Main unit	1 pc
LR44 battery	2 pcs

SP CIFICATION

Measured parameter	speed
Measuring range	0.1~199.9mm/s
Frequency	10Hz~1KHz
Accuracy	±(5%±2)mm/s
Operation temperature	0°C~40°C
Operation humidity	<85%
Power supply	2×LR44 batteries (for 10 hours wroking)
Dimension	150x22x18mm
Weight	55g

- Measure vibration of motors, fans, pumps, compressors and machine tools to prevent mechanical failure
- Small size, light weight, low energy consumption, easy operation, easy to carry
- One key control
- Automatic power off

PORTABL VIBRATION CALIBRATOR
COD 0021-AS159

- Quick easy calibration and checking of vibration easure ent onitoring and recording syste

:5×0.8 thread hole

on/off the light for working status

SP CIFICATION

Frequency	159.2Hz±1%
Acceleration	10m/s²±3% (RMS)
Distortion	<5%
Transverse vibration	<5%
Warm-up time	<20s
Maximum load	70g
Mounting thread	M5×0.8mm
Operation temperature	0°C~40°C
Operation humidity	10%RH~90%RH, non-condensing
Power supply	rechargeable lithium battery, working time≥5h
Dimension	Ø54.5×147mm
Weight	620g

STANDARD D LIV RY

Main unit	1 pc
Power adapter	1 pc

VIDEO

https://precishop.hu

LASER DISTA CE METERS

- High accuracy models**9561-50B**, **9561-70B**
  Low accuracy models**9561-50B-F**, **9561-70B-F**
- Large display with backlight
- Unit: m, ft, in, ft+in
- Distance, area, volume and height measurement
- Continuos measuring mode to track maximum and minimum value
- Memory of 30 measurement values
- Automatic power off laser 30s, main unit 180s



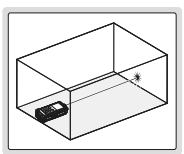

distance measurement

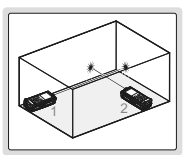

area measurement

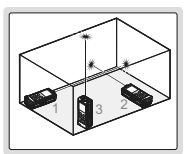

volume measurement

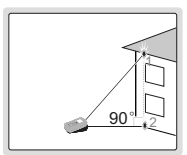

height measurement

SPECIFICATIO

Code	9561-50B	9561-70B	9561-50B-F	9561-70B-F
Measuring range	0 2~50m	0 2~70m	0 2~50m	0 2~70m
Resolution	0 001m, 001ft, 1/16"			
Accuracy	±(3+D/20)mm D: measured distance, unit:		±(5+D/20)mm D: measured distance, unit:	m
Laser type	630~670nm, class II, <1mW			
Power supply	2×AAA batteries			
Dimension (L×W×H)	115×50×28mm			
Weight	95g			

9561-50B

STA DARD DELIVERY

Main unit	1 pc
Battery (AAA)	2 pcs

IP67
WATERPROOF

PE -TYPE CO DUCTIVITY/TDS/SALI ITY TESTER
CODE 0412-EB32

- Can measure the conductivity,TDS and salinity
- Suitable for water quality testing, aquaculture, food processing, scientific research, etc
- The same series of electrodes can be replaced with each other
- Automatic temperature compensation
- With the stabilizing and locking functions of the reading
- Can be used normally in any environment with the background light
- Auto power off
- Protection level: IP67
- Lightweight, easy to carry and operate

"platinum black needle" electrode (included)

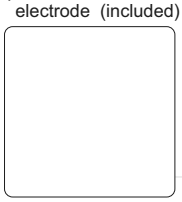



IP67 waterproof



electrodes can be replaced

SPECIFICATIO

Measuring range	conductivity 0~200 0μS/cm, 0~2000μS/cm, 0~20 00mS/cm
	TDS 0~100 0ppm, 0~1000ppm, 0~10 00ppt
	salinity 0~10 00ppt
	temperature 0~50°C
Resolution	cond ctivity 0.1μS/cm, 1μS/cm, 0.01mS/cm
	TDS 0.1ppm, 1ppm, 0.01ppt
	salinity 0.01ppt
	temperat re 0.1°C
Accuracy	conductivity ±1%FS
	temperature ±0 5°C
Calibration mode	1~3 points
Power supply	4×1 5V AAA batteries
Dimension	178×40×40mm
Weight	133g

STA DARD DELIVERY

Main unit	1 pc
Standard solution	2 bottles
Test cup	2 pcs
1.5V AAA battery	4 pcs

https://precishop.hu

PORTABLE CO DUCTIVITY/TDS METER
CODE 0411-0200

IP65
WATERPROOF

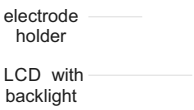



VIDEO

- Reading mode: auto-read and continuous-read
- Automatic/manual temperature compensation
- Auto-hold feature senses and locks the measurement endpoint
- Cell constant is settable
- 1 point calibration with standard recognition
- Data capacity up to 200 sets for each parameter
- IP65 dust/waterproof
- Auto power off


standard solution (included)


wristband (included)

SPECIFICATIO

Conductivity	range	0 00µS/cm~200mS/cm
	resolution	0 01µS/cm minimum
	electronic unit accuracy	±1 0%FS
	measurement accuracy	±1 5%FS
	reference temperature	25°C/77°F
	calibration point	1
	standard recognition	84µS/cm, 1413µS/cm, 12 88mS/cm
TDS	range	0.00mg/L~300g/L
	resolution	0 01mg/L minimum
	accuracy	±1 0%FS
Temperature	range	-5~110°C/23~230°F
	resolution	0 1°C/0 2°F
	accuracy	±0 4°C/±0 7°F
Input		electrode with 5-pin aviation connector
Power supply		rechargeable battery
Dimension		80×225×35mm
Weight		400g

STA DARD DELIVERY

Main unit	1 pc
Electrode	1 pc
Electrode holder	2 pcs
Wristband	1 pc
Silicone rubber case	1 pc
AC/DC adapter and charging cable	1 pc
Standard solution	1 bottle

https://precishop.hu

IP67
WATERPROOF

PE -TYPE pH TESTER
CODE 0432-HB22

VIDEO



pH "bulb type" electrode (included)

- 3 types of pH electrodes: bulb type, plane type and puncture type
- Suitable for water quality testing, sewage treatment, food and cosmetics testing, agriculture and scientific research, etc
- Can measure the ORP, the same series of electrodes can be replaced with each other
- Automatic temperature compensation
- Alarm function: the red backlight displays alarm mode
- With the stabilizing and locking functions of the reading
- Protection level:IP67
- Can be used normally in any environment with three colors of backlight
- Auto power off
- Lightweight, easy to carry and operate



ORP "platinum needle" electrode (**optional**)

pH "plane type" electrode (**optional**)



pH "puncture type" electrode (**optional**)



SPECIFICATIO

Measuring range	-2 00~16 00pH
	temperature 0~50°C
	ORP -1000mV~+1000mV
Resolution	0 01pH
	temperature 01°C
	ORP 1mV
Accuracy	±0 02pH
	temperature ±0 5°C
	ORP ±0 2%FS
Calibration mode	1~3 points
Standard solution	USA (pH buffers: 400, 700, 10 01) NIST (pH buffers: 401, 686, 918)
Power supply	4×1 5V AAA batteries
Dimension	178×40×40mm
Weight	133g

STA DARD DELIVERY

Main unit	1 pc
Standard solution	3 bottles (USA)
Test cup	3 pcs
KCl powder	1 bottle
1.5V AAA battery	4 pcs

OPTIO AL ACCESSORY

pH plane type electrode	**0432-HB-F**
pH puncture type electrode	**0432-HB-P**
ORP electrode	**0432-HB-O**

https://precishop.hu

PORTABLE pH METER
CODE 0431-0018

IP65 WATERPROOF

VIDEO


wristband (included)


KCl powder (included)


standard solution (included)

- Reading mode: auto-read and continuous-read
- Automatic/manual temperature compensation
- Auto-hold feature senses and locks the measurement endpoint
- 1 or 2 points calibration with standard recognition
- Data capacity up to 200 sets for each parameter
- IP65 dust/waterproof
- Auto power off

SPECIFICATIO

pH	range	-2 00~18 00pH
	resolution	0 01pH
	electronic unit accuracy	±0 01pH
	measurement accuracy	±0 02pH
	calibration point	1 or 2
	standard recognition	NIST pH buffers: 4 01, 7 00, 10 01
Voltage	range	-1999~1999mV
	resolution	1mV
	accuracy	±0 1%FS
Temperature	range	-5~110°C/23~230°F
	resolution	0 1°C/0 2°F
	accuracy	±0 4°C/±0 7°F
Inputs		pH electrode: BNC (Q9)
		temp probe: 4-pin aviation connector
Power supply		rechargeable battery
Dimension		80×225×35mm
Weight		400g

STA DARD DELIVERY

Main unit	1 pc
Electrode	1 pc
Electrode holder	2 pcs
Wristband	1 pc
Silicone rubber case	1 pc
AC/DC adapter and charging cable	1 pc
Standard solution	3 bottles
KCl powder	1 bottle

https://precishop.hu

O LI E REFRACTIVITY SE SORS

IP67 WATERPROOF

- Based on the principle of light refraction and total reflection, measure the concentration of coolant, sugar liquid and other liquids in real time
- High measuring accuracy and wide measuring range
- Automatic temperature compensation
- Screw thread, flange, chuck and other installation methods can be customized
- Use sapphire prism, high hardness and wear-resistant
- Resistance to dirty,easy to clean
- Protection level of probe part: IP67

VIDEO

SPECIFICATIO

Code	5806-ZX10	5806-ZX20
Type	flat-top	round-top
Measuring range	Brix 0 00~90 00%	
	refractivity 1 33299~1 51782	
	temperature 0~60°C	
Accuracy	Brix ±0 20%	
	refractivity ±0 00030	
	temperature ±0 5°C	
Resolution	Brix 0 01%	
	refractivity 0 00001	
	temperature 0 1°C	
Measuring mode	immersion	
Pressure resistance	≤1MPa	
Measuring speed	1 time/5s	
Output (customizable)	analog output: (4~20)mAfor Brix (0 00~90 00)%	
	digital output: RS485	
Power supply	DC 24V±10%, working current <100mA	
Dimension	Ø88×109mm	Ø88×133mm
Weight	827g	882g

5806-ZX10 5806-ZX20

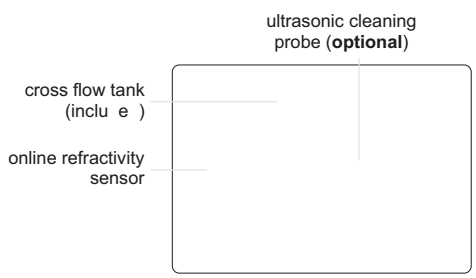

STA DARD DELIVERY

Main unit	1 pc
Cross flow tank	1 pc
Clamp	4 pcs
Polytef gasket	6 pcs
Connector	2 pcs
Wall piece	1 pc

OPTIO AL ACCESSORY

Ultrasonic cleaning probe	5806-ZX-UCP
High pressure water/air cleaning device	5806-ZX-HPC
Automatic brush cleaning system	5806-ZX-AC

SUITABLE FOR WATER BASED COOLANT

DIGITAL REFRACTOMETER CODE ISQ-DRM31

- Quickly measure the concentration of coolant, sugar solution, juice and drinks
- Two measurement modes: single measurement and automatic average multiple measurement
- Two units: brix and refractive index
- Refer to the refraction factor of coolant, for example: the refraction factor of grinding emulsion is 2 1, the reading value is 6%, so the actual concentration is (2 1×6%)=12 6%
- Automatic power off

VIDEO

SPECIFICATIO

Measuring range	0~50% (1 3330~1 4200RI)
Accuracy	±0 2% (±0 0003RI)
Resolution	0 1% (0 0001RI)
Power supply	1×AAA battery
Dimension	121×58×25mm
Weight	90g

STA DARD DELIVERY

Main unit	1 pc
Dropper	1 pc
Battery (AAA)	1 pc



https://precishop.hu

MI I DIGITAL REFRACTOMETER
CODE 5801-A55

SUITABLE FOR WATER BASED COOLANT

- Quickly measure the concentration of coolant
- Automatic temperature compensation
- Brix and refractive index can be displayed
- Refer to the refraction coefficient of coolant, for example: the refraction coefficient of grinding emulsion is 2 1, the reading value is 6%, so the actual concentration is (2 1×6%)=12 6%
- Automatic power off

SPECIFICATIO

Measuring range	0~50% (1 3330~1 4200RI)
Accuracy	±0 2% (±0 0003RI)
Resolution	0 1% (0 0001RI)
Power supply	built-in 3 7V rechargeable lithium battery
Dimension	147×46×27mm
Weight	115g (including battery)

STA DARD DELIVERY

Main unit	1 pc
Dropper	1 pc

dropper (included)



PORTABLE REFRACTOMETER
CODE ISQ-RM30

SUITABLE FOR WATER BASED COOLANT

- Quickly measure the concentration of coolant
- Refer to the refraction factor of coolant, for example: the refraction factor of grinding emulsion is 2 1, the reading value is 6%, so the actual concentration is (2 1×6%)=12 6%

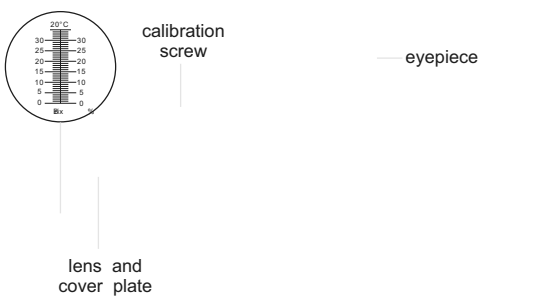

VIDEO

SPECIFICATIO

Measuring range	0~32%
Graduation	0 2%
Dimension	27×40×160mm
Weight	175g

PORTABLE REFRACTOMETER FOR AUTOMOTIVE LIQUID
CODE 5802-A510

- Measure the freezing point of the antifreeze and the concentration of urea in diesel exhaust fluid
- Measure the specific gravity of battery fluid

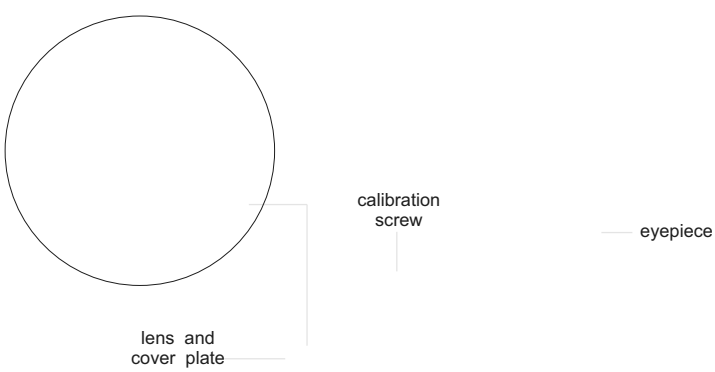

SPECIFICATIO

Measuring object	ethylene glycol	propylene glycol	urea	battery fluid
Measuring range	-50~0°C	-50~0°C	30~35%	1 10~1 40kg/l
Accuracy	±5°C	±5°C	±1%	±0 02kg/l
Resolution	1°C	1°C	1%	0 01kg/l
Dimension	27×40×160mm			
Weight	172g			

https://precishop.hu

PORTABLE REFRACTOMETER FOR DIESEL EXHAUST FLUID
CODE 5803-B40

- Measure the concentration of urea in diesel exhaust fluid
- Wide measuring range

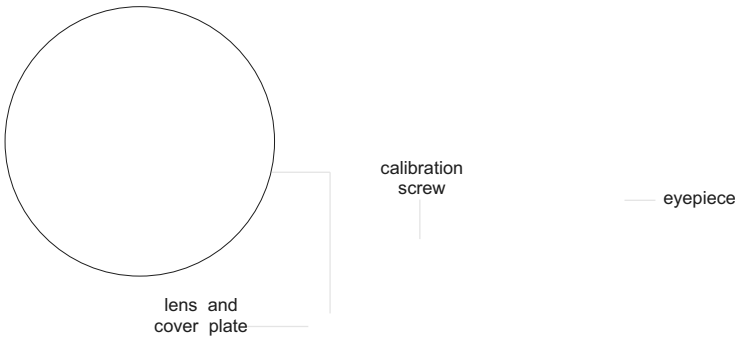

SPECIFICATIO

Measuring range	0~40%
Accuracy	±0 2% (20°C)
Resolution	0 2%
Dimension	27×40×160mm
Weight	170g

DIGITAL STOPWATCH
CODE DSW-A010

- Split time, total time and continuous time can be displayed
- 10 groups of results can be read out from memory after resetting
- Scroll back and forth to read out the memory digits
- The fastest, slowest and average time can be displayed
- Able to record the split times (00-199)

SPECIFICATIO

Measuring range		0~9 hours, 59 minutes, 59 99 seconds
Resolution		0 01s
Accuracy		±0 5s
Function	**memory**	10 groups
	timer	up to 10 hours
	time	12-hour or 24-hour time display, alarm can be set
Power supply		LR44 battery
Screen dimension		33 6×13 6mm
Dimension		76×63×16mm (metal case)

STA DARD DELIVERY

Main unit	1 pc
String	1 pc

STROKE COU TER
CODE 7600-6

- Accumulate and record the number of mechanical movements
- Rotate back to zero

Unit: mm

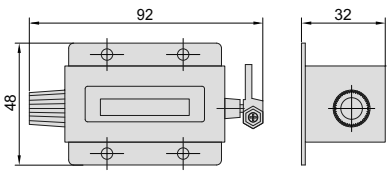

SPECIFICATIO

Code	umber of digits	Range
7600-6	6	0-999999

https://precishop.hu

DIGITAL MOISTURE METER
CODE 9341-50

- Suitable for wood, smooth cement, hard gypsum, mixed mortar, brick, etc.
- Measure moisture, temperature and relative humidity
- Temperature type: ambient, dew point, wet bulb
- Maximum and minimum modes
- Automatic power off

cover (included)

SPECIFICATION

Measuring depth		0~50mm
Measuring range	**moisture**	0~60%
	temperature	-10~50°C/14~122°F
	relative humidity	0~100%RH
Accuracy	**moisture**	±2%
	temperature	±2%
	relative humidity	±5%RH
Resolution	**moisture**	0.1%
	temperature	0.1°C/0.1°F
	relative humidity	0.1%RH
Sampling time		0.5s for moisture
		1s for temperature and relative humidity
Power supply		2×AAA batteries
Dimension		130×56×29mm
Weight		206g

STANDARD DELIVERY

Main unit	1 pc
Battery (AAA)	2 pcs

INDUCTIVE MOISTURE METER
CODE 0120-IM24

- Suitable for wood, gypsum and cement
- MAX/MIN/HOLD mode
- Alarm function
- Low battery indication
- Auto power off

SPECIFICATION

Measuring range	0~100%
Resolution	1%
Accuracy	±4%
Detection depth	20~40mm
Sampling time	0.5s
Battery	9V
Dimension	185×55×38mm
Weight	193g

STANDARD DELIVERY

Main unit	1 pc
Battery	1 pc

https://precishop.hu

DIFFERENTIAL PRESSURE MANOMETER
CODE 0140-DP05



soft tubes (included)

- Offset and differential measurement
- Record maximum/minimum/average value with relative timestamp
- >uilt-in US > interface for data transmission
- Unit: psi, inH_2O, bar, mbar, kPa, inHg, mmHg, oz/in^2, ftH_2O, cmH_2O, kg/cm^2
- Zero adjust
- Data hold
- Display with backlight
- Low battery indication
- Automatic power off
- Safety rating: CAT III 600V

SPECIFICATIO

Pressure range	-5~5psi										
Maximum pressure	20psi										
Unit	psi	inH_2O	bar	mbar	kPa	inHg	mmHg	oz/in^2	ftH_2O	cmH_2O	kg/cm^2
Range	5	138.3	0.344	344.7	34.47	10.18	258.5	80	11.53	351.5	0.351
Resolution	0.001	0.1	0.001	0.1	0.01	0.01	0.1	0.01	0.01	0.1	0.001
Accuracy	±0.3%FSO (25°C)										
Repeatability	±0.2% (Max. ±0.5%FSO)										
Linearity/hysteresis	±0.29%FSO										
Response time	0.5s typical										
Operation temperature	0°C~50°C										
Power supply	1×9V 6F22 battery or AC/DC adapter										
Dimension (LxWxH)	165×90×40mm										
Weight	350g										

STANDARD DELIVERY

Main unit	1 pc
AC/DC adapter	1 pc
9V battery	1 pc
Software flash disk	1 pc
USB cable	1 pc
Soft tubes	4 pcs

software (included), connect to PC via USB cable

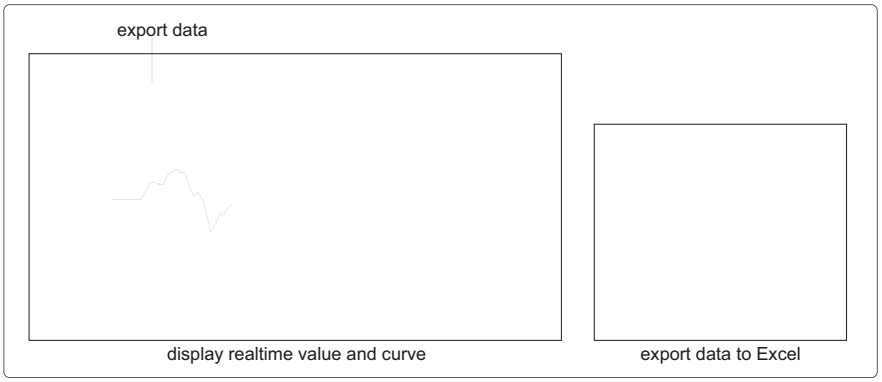

https://precishop.hu

ANEMOMETER
CODE 0110-1125

App measurement App record

- Measure air velocity and temperature
- Min/Max, data hold function
- >luetooth 4.0
- Auto power off
- Supplied with APP for Apple and Android

SPECIFICATION

	Unit	Measuring range	Resolution	Accuracy
Air velocity	m/s	1.1~25.0	0.01	±(3%+0.3)
	km/h	4~90	0.1	±(3%+1)
	ft/min	220~4920	1	±(3%+40)
	MPH	2.5~56.0	0.1	±(3%+0.4)
	knots	2.2~48.0	0.1	
Air temperature	°C	0~50	0.1	±2
	°F	32~122	0.1	±4
Sensors	air velocity sensor, NTC-type precision thermistor			
Sampling time	0.5s			
Operation altitude	max 2000m			
Operation environment	0~50°C, 0~80%RH			
Storage environment	-10~60°C, 0~80%RH			
Auto power off	10 minutes			
Data port	bluetooth 4.0			
Power supply	9V			
Dimension	213×54×36mm			
Weight	172g			

STANDARD DELIVERY

Main unit	1 pc
Battery	1 pc

BOURDON TUBE PRESSURE GAGES (LIQUID FILLED)

CAN BE CUSTOMIZED

- Stainless steel case and bezel, copper alloy internals
- Shock-proof and pulse-proof
- Suitable for pneumatic systems, hydraulic systems and compressed air systems

Dial size	Ø63mm		
Process connection	1/4 >SP	1/4ZG	1/4NPT
Connector location	bottom	bottom	bottom
Range (0~10bar/0~150psi)	**5201-** 53**B2Y10**	**5201-** 53**Z2Y10**	**5201-** 53**N2Y10**

SPECIFICATION

Accuracy class	1.6
Ambient temperature	-20~60°C
Medium temperature	≤60°C

5201- 53**B2Y10**

https://precishop.hu

SOUND LEVEL METER (PROFESSIONAL TYPE)
CODE 0011-FA25

microphone

preamplifier

software (included), monitor and collect data to PC software via USB cable,
data can sent to Excel

real-time monitoring mode: bar chart

real-time monitoring mode: line chart

- Integral function: 1s~24h (adjustable)
- Wide frequency range, large dynamic range, low background noise
- Parallel time weight and frequency weight
- Single range without shifting
- Software is included: on-line monitoring, data storage

SPECIFICATION

Accuracy	IEC 61672-1:2013 class 2
Microphone	1/2 inch prepolarized condenser microphone
Measuring range	25dB (A)~141dB (A); 35dB (C)~141dB (C); 50dB (Z)~141dB (Z) other frequency linear ranges: 31.5Hz: 26dB (A)~101dB (A); 12.5kHz: 25dB (A)~136dB (A)
Frequency	20Hz~12.5kHz
Self-generated electrical noise	<17dB (A), <23dB (C), <33dB (Z)
Frequency weighting	parallel A, C, Z weightings
Time weighting	parallel F (Fast), S (Slow), I (Impulse) weightings
Measuring function	Lp, Leq,t, Leq,T, Lmax, Lmin, Lpeak, SEL
Integral time	1s-24h (adjustable)
Start mode	button/clock/limit/interval
Power setting	power on or off regularly
Data storage	4MB FLash RAM 4 sets of parameter templates, 128 measurement point names; 64 calibration records
Language	Chinese, English, Portuguese
Power	<80mA/5V
Power supply	4×AAA batteries (for 10 hours working) AC/DC adapter: 5V/2A
Operation condition	temperature: -10°C~50°C humidity: 25%RH~90%RH, non-condensing pressure: 65kPa~108kPa
Dimension	230×69×26mm
Weight	180g

STA DARD DELIVERY

Main unit	1 pc
Software	1 pc
Windscreen	1 pc
Battery (AAA)	4 pcs
AC/DC adapter	1 pc

https://precishop.hu

DIGITAL SOUND LEVEL METER (ADVANCED TYPE)
CODE 9353-413

- Automatic range conversion
- Over range indicator
- Maximum mode
- Data hold
- AC signal output: 0.707Vrms, impedance approx.100Ω
  DC signal output: 20mV/d >, impedance approx.1kΩ

SPECIFICATION

Measuring range	40d >~130d > (ref.20μPa)
Frequency	20Hz~12.5kHz
Resolution	0.1d >
Accuracy	IEC 61672-1:2013 class 2
Frequency weighting	A weighting
Response time	fast (125ms), slow (1s)
Microphone	pre polarization condenser microphone
Refercner direction	axial direction of condenser microphone
Power supply	4×1.5V AAA batteries
Dimension	210×68×27mm
Weight	240g

STANDARD DELIVERY

Main unit	1 pc
Battery (AAA)	4 pcs
Precision screwdriver	1 pc

SOUND LEVEL METER (BASIC TYPE)
CODE 0010-A35

App measurement App record

- Auto range selection
- Over range indication
- Display backlight
- Min/Max, data hold function
- >luetooth 4.0
- Auto power off
- Supplied with APP for
  Apple and Android

SPECIFICATION

Frequency	31.5Hz~8KHz
Measuring range	35d >~130d >
Accuracy	±3.0d > (ref 94d >@1kHz)
Resolution	0.1d >
Frequency weighting	A and C
Display update	2 times/sec
Microphone	1/2 inch electret condenser microphone
Power supply	9V battery
Operation temperature and humidity	0°C~40°C/32°F~104°F, 10%RH~90%RH
Dimension	185×54×36mm
Weight	184g

STANDARD DELIVERY

Main unit	1 pc
Battery	1 pc
Windscreen	1 pc

https://precishop.hu

DATA OUTPUT

DIGITAL SOUND LEVEL METER
CODE 9351-130

- Automatically select best range: 30~80d >, 40~90d >, 50~100d >, 60~110d >, 70~120d >, 80~130d >
- Over range indicator
- Real time, average, maximum modes
- Memory 16000 measurement values
- AC signal output: 0.707 Vrms at FS, impedance approx. 600Ω
  DC signal output: 10mV/d >, impedance approx.100Ω
- Automatic power off

SPECIFICATION

Measuring range	30~130d >
Accuracy	±2d >
Resolution	0.1d >
Sampling time	0.5s for digital, 0.05s for analogue
Response time	fast: 125ms, slow: 1s
Frequency	30Hz~8KHz
Frequency weighting	A/C
Microphone	electret condenser type
Output	RS232, AC/DC
Power supply	6×AAA batteries
Dimension	265×80×69mm
Weight	317g

STANDARD DELIVERY

Main unit	1 pc
Software and RS232 cable	1 pc
Output connector	1 pc
Battery (AAA)	6 pcs

software flash disk
(included)



software (included), display measurement values and graph, save and output data

LIGHT METER
CODE 0131-A120

- Photosensor can rotate 90° clockwise and 180° counterclockwise
- >uild-in calibration filters ensure the accuracy when working in different colors
- Data hold function
- Lux/FC unit switch
- Low battery alarm

SPECIFICATION

Measuring range	0.1~199.9Lux	1~1999Lux	10~19990Lux	100~199900Lux
Resolution	0.1Lux	1Lux	10Lux	100Lux
Measuring range	0.01~19.99FC	0.1~199.9FC	1~1999FC	10~19990FC
Resolution	0.01FC	0.1FC	1FC	10FC
Accuracy	±(4%+10d), range<20000Lux/2000FC ±(5%+10d), range≥20000Lux/2000FC (d is resolution, calibrated with standard incandescent lamp at color temperature 2856K)			
Repeatability	±2%			
Sampling time	0.5s			
Operation environment	0~40°C, 0~70%RH			
Storage environment	-10~50°C, 0~80%RH			
Battery	9V			
Dimension	185×68×38mm			
Weight	130g			

STANDARD DELIVERY

Main unit	1 pc
Battery	1 pc

https://precishop.hu

LIGHT METER (BASIC TYPE)
CODE 0130-L110

- Suitable for measuring illuminance in various occasions
- Data hold function
- Fast switching of measuring range, easy to operate

SPECIFICATION

Measuring range	1~1999Lux	10~19990Lux	100~100000Lux
Resolution	1Lux	10Lux	100Lux
Accuracy	±(4%+10d), range<10000Lux ±(5%+10d), range≥10000Lux (d is resolution, calibrated with standard incandescent lamp at color temperature 2856K)		
Repeatability	±2%		
Sampling time	0.5s		
Operation environment	0~40°C, 0~70%RH		
Storage environment	-10~50°C, 0~80%RH		
Battery	9V		
Photodetector dimension	105×58×28mm		
Main unit dimension	130×72×30mm		
Weight	170g		

STANDARD DELIVERY

Main unit	1 pc
Battery	1 pc

UV LIGHT METER
CODE 0132-UV199

- Self-recognize probes
- Real-time value, maximum value, minimum value, average value, time, energy value are displayed at the same time

MAIN UNIT SPECIFICATION

Display	240×160 LCD
Power supply	4 AAA alkaline batteries
Dimension	148×76×26mm
Weight	194g

STANDARD DELIVERY

Main unit	1 pc
Probe 0132-UVA1	1 pc
Battery	4 pcs

probe
0132-UVA1
(included)

PROBE SPECIFICATION

Probe code	**0132-UVA1** (included)	**0132-UVC0 (optional)**	**0132-UVCWP1 (optional)**
Application	general purpose low power UVA intensity and energy measurement	intensity and energy measurement of 254nm UV sterilization mercury lamp	intensity and energy measurement of 254nm UV sterilization mercury lamp
Spectral response	λ =365nm 315nm-400nm	λ =254nm 230nm-280nm	
Power measuring range	0~200000μW/cm²		
Resolution	0.1μW/cm²		
Energy measuring range	0 9999999μJ/cm²		
Measuring accuracy	±10%		
Record time	0-99999s		
Sampling speed	6 times/second		
Measuring unit	μW/cm² (default), mW/cm², W/m²		
Test hole diameter	Ø10mm		
Probe size	39×32×15mm	Ø39×15mm	Ø50×20mm
Waterproof depth	—	—	1m

To be continued

https://precishop.hu

Continued from previous page

Probe code	0132-UVCLED0 (optional)	0132-UVB0 (optional)	0132-UVA0 (optional)
Application	measurement of 260nm-285nm UV LED sterilization lamp	general purpose UV > intensity and energy measurement	intensity and energy measurement of light source of high pressure mercury lamp in UV curing industry
Spectral response	280nm-315nm*	λ =310nm** 280nm-315nm	λ =365nm 315nm-400nm
Power measuring range	0~200000μW/cm²		0~2000mW/cm²
Resolution	0.1μW/cm²		0.1mW/cm²
Energy measuring range	0 9999999μJ/cm²		
Measuring accuracy	±10%		
Record time	0-99999s		
Sampling speed	6 times/second		2048 times/second
Measuring unit	μW/cm² (default), mW/cm², W/m²		mW/cm² (default), W/m²
Test hole diameter	Ø10mm		
Probe size	Ø39×15mm		39×32×15mm

*Wide spectral range, avoid using in strong light

**Suitable for measuring UV > light source with wavelength 297nm, 308nm, and 313nm

Probe code	0132-UVALED0 (optional)	0132-UVALED1 (optional)	0132-UVALED3 (optional)
Application	intensity and energy measurement of area light source of UV LED in UV curing industry	intensity and energy measurement of point light source of UV LED in UV curing industry	general purpose UVA+UVV LED intensity and energy measurement, low power measuring range
Spectral response	calibrated with 395nm UV LED 340nm-420nm		
Power measuring range	0~20000mW/cm²		0~200000μW/cm²
Resolution	1mW/cm²		0.1μW/cm²
Energy measuring range	0 9999999μJ/cm²		
Measuring accuracy	±10%		
Record time	0-99999s		
Sampling speed	2048 times/second		6 times/second
Measuring unit	mW/cm² (default), W/cm², W/m²		μW/cm² (default), mW/cm², W/m²
Test hole diameter	Ø10mm	Ø1mm	Ø10mm
Probe size	39×32×15mm		

SINGLE GAS DETECTORS

P65 WATERPROOF

- Detect combustible gas (EX, including CH_4, C_3H_8, H_2, etc), O_2, CO or H_2S, support more than 30 types of gas sensors, customization for detecting toxic gases (such as NO, NH_3, PH_3, etc) available
- Adjustable alarm level, alarm mode: sound, light, vibration
- Adjustable calibration level
- Sampling method: natural diffusion
- High concentration protection for sensor
- Up to 500 alarm records storage capacity
- Self-test on startup
- Display with backlight
- Language: English, Chinese
- Low battery indication
- Explosion proof level: Ex ib II >T3 Gb



calibration cap (included)

SPECIFICATION

Code	0 511-SG01	0 511-SG02	0 511-SG03	0 511-SG04
Gas	combustible gas/EX	O_2	CO	H_2S
Range	0-100%LEL	0-30%vol	0-1000ppm	0-100ppm
Resolution	1%LEL	0.1%vol	1ppm	1ppm
Accuray	±5%FS			
Response time	T_{90}<60s			
Operation environment	temperature: -10°C~55°C V humidity: <95%RH, no condensation			
Sensor lifetime	2 years (depending on working environment)			
Power supply	3.7V rechargeable Li-ion battery, working time>8h			
Dimension (LxWxH)	124×60×46mm			
Weight	205g			

0 511-SG01

STANDARD DELIVERY

Main unit	1 pc
Calibration cap	1 pc
AC/DC adapter and charging cable	1 pc

https://precishop.hu

MULTI GAS DETECTOR
CODE 0 512-MG04

DATA OUTPUT

P66 WATERPROOF


software flash disk (included)


charging cable (included)


calibration cap (included)

- Detect combustible gas (EX, including CH_4, C_3H_8, H_2, etc), oxygen (O_2), carbon monoxide (CO) and hydrogen sulfide (H_2S), optional configuration includes other toxic gases such as NO, NH_3, PH_3, etc V support more than 30 types of gas sensors, flexible sensor combination and customization available
- Adjustable alarm level, alarm mode: sound, light, vibration and screen display
- Adjustable calibration level
- Sampling method: natural diffusion
- High concentration protection for sensor
- Data transmission via charging interface
- Up to 1000 alarm records storage capacity
- Self-test on startup
- Display with backlight
- Language: English, Chinese and Spanish (Portuguese and Russian customizable)
- Low battery indication
- Explosion proof level: Ex ib IIC T4 Gb

charging and data transmission interface on the back

SPECIFICATION

Gas	combustible gas (EX)	O_2	CO	H_2S
Range	0-100%LEL	0-30%vol	0-1000ppm	0-100ppm
Resolution	1%LEL	0.1%vol	1ppm	1ppm
Accuray	±5%FS			
Response time	T_{90}<60s			
Operation environment	temperature: -10°C~50°C V humidity: <95%RH, no condensation			
Sensor lifetime	2 years (depending on working environment)			
Power supply	3.7V rechargeable Li-ion battery, working time W8h			
Dimension (LxWxH)	150×72×48mm			
Weight	310g			

STANDARD DELIVERY

Main unit	1 pc
Calibration cap	1 pc
Software and USB cable	1 pc
AC/DC adapter	1 pc

software (included), connect to PC via US >cable, display test data and export record



https://precishop.hu

DATA OUTPUT

TESLAMETERS (GAUSSMETERS)

- Measure magnetic induction of DC magnetic field
- Directly display the N/S polarity of the measured magnetic field
- One-key zero function: eliminate the influence of zero drift before measurement
- Maximum value hold: record the maximum value of the changing magnetic field
- Unit switch between mT or G (1mT X10G)
- Auto ranging
- >uilt-inUS >interface for data transmission
- Display with backlight
- Auto power off

magnetic shielding cavity (**optional**)



axial probe (**optional**)

SPECIFICATION

Code	0501-MA01	0501-MA05
Range	2000mT	
Resolution	0.01mT (0~200mT) 0.1mT (200~2000mT)	
Accuray	±1.0%	±2.0% (Y1000mT) ±5.0% (1000mT~2000mT)
Temperature coefficient	±0.1%/K	
Zero drift	±0.5mT/h	
Interface	US >	
Power supply	3×1.5V AA batteries or US >	
Dimension (L×W×H)	165×90×40mm	
Weight	350g	

radial probe (included)

0501-MA01

STANDARD DELIVERY

Main unit	1 pc
Radial probe	1 pc
Battery (AA)	3 pcs

OPTIONAL ACCESSORY

Axial probe	0501-PA
Magnetic shielding cavity	0501-SHIELD

28

LASER BELT TENSION METER CODE 5900-HZ18

- Laser sensor, direct measurement, easy to use
- Two sensors: internal and external, external sensor is suitable for measurement in narrow spaces
- Automatic power off

SPECIFICATION

Measuring range		10~800Hz
Input parameter range		maximum free belt length: 99.99m maximum belt weight: 9.999kg/m
Accuracy		±5%
Unit		N, lbf
Measuring distance		3~20mm
Operation temperature		10~50°C
Power supply		4×1.5V AAA batteries
Dimension	main unit	178×72×34mm
	external sensor	124×21×12mm
Weight		180g

STANDARD DELIVERY

Main unit	1 pc
External sensor	1 pc



external sensor

internal sensor

https://precishop.hu

LIGHT TRANSMITTANCE METER
CODE 5804-LT21



- Suitable for light transmittance testing of various Zregular transmission materials [, such as building glasses, auto glasses, transparent films, plastic products, etc.
- With the design of parallel optical path of the light source and condensed light of the receiver, it can measure up to 100mm thickness
- Can measure the high transparent materials such as K9 glasses
- Two measuring modes, fixed base and handheld
- Conforming to CIE photopic luminosity function

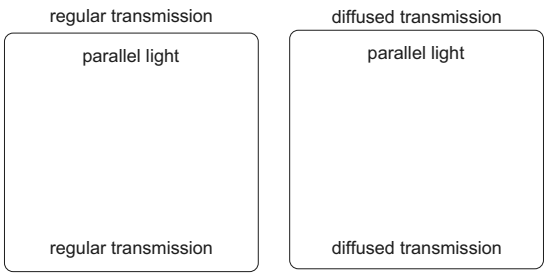

when the light penetrates a flat and evenly textured transparent material, the light does not change its direction

when the light penetrates a material with a rough surface or uneven texture, the light spreads out

SPECIFICATION

Optical source	380nm~760nm, conforming to CIE photopic luminosity function
Measuring range	0.001%~99.8%
Accuracy	±1%
Resolution	0.001% (0%~10%) , 0.01% (10%~100%)
Thickness to be measured	<100mm
Diameter to be measured	W10mm
Power supply	4×1.5V AAA batteries
Dimension	75×140×25mm
Weight	634g

STANDARD DELIVERY

Main unit	1 pc
Transmitter	1 pc (connect to main unit)
Receiver	1 pc (connect to main unit)
Fixed base	1 pc
1.5V AAA battery	4 pcs

DIGITAL GLASS THICKNESS METER
CODE 5805-GT22

- Laser reflection principle to measure the thickness of glass and internal air layer. Especially suitable for building laminated glasses, hollow glass windows, etc.
- To test the thickness of single layer glasses, multi-layer glasses, two glasses with one cavity, three glasses with two cavities, laminated glasses, laminated insulating glasses, etc.

SPECIFICATION

Measuring range	glass thickness (0~70mm), air layer (0~45mm)
Accuracy	±0.1mm (measuring range Y63mm), ±0.2mm (measuring range W63mm)
Resolution	0.01mm
Display	LCD
Power supply	4×1.5V AAA batteries
Dimension	130×72×33mm
Weight	330g

STANDARD DELIVERY

Main unit	1 pc
Cross screwdriver	1 pc
1.5V AAA battery	4 pcs

https://precishop.hu

DC Resistance Testers
Page 738

DC Power Supplies
Page 739

Digital Multimeters
Page 739-743

Digital AC/DC Clamp Meters
Page 744

Voltage Testers
Page 745

https://precishop.hu

DC RESISTANCE TESTER
CODE 9651-RM20

VIDEO

- Maximum reading: 220000
- Basic accuracy: 0.05%
- 3.5 inch LCD screen
- Temperature compensation function
- Short-circuit zeroing calibration
- Bad contact detection
- Comparator: pass or fail judge
- Keyboard lock function

temperature probe (inclu e)

test clip (inclu e)

RS232 communication cable (inclu e)

SPECIFICATION

Function	Range	Resolution	Accuracy (“ 4” is the least rea 4ing)
Slow test	20mΩ	0 001mΩ	±(0 1%+3)
	200mΩ/2Ω/20Ω/200Ω/ 2kΩ/20kΩ/200kΩ	0.001mΩ/0.00001Ω/0.0001Ω/0.001Ω/ 0.00001kΩ/0.0001kΩ/0.001kΩ	±(0.05%+2d)
	2MΩ	0 0001MΩ	±(0 1%+5)
Medium test	20mΩ	0 001mΩ	±(0 2%+5)
	200mΩ/2Ω/20Ω/200Ω/ 2kΩ/20kΩ/200kΩ	0.001mΩ/0.00001Ω/0.0001Ω/0.001Ω/ 0.00001kΩ/0.0001kΩ/0.001kΩ	±(0 1%+3)
	2MΩ	0 0001MΩ	±(0 2%+5)
Fast test	20mΩ	0 01mΩ	±(0 8%+5)
	200mΩ/2Ω/20Ω/200Ω/ 2kΩ/20kΩ/200kΩ	0.01mΩ/0.0001Ω/0.001Ω/0.01Ω/ 0.0001kΩ/0.001kΩ/0.01kΩ	±(0 5%+5)
	2MΩ	0 001MΩ	±(0 8%+5)
Range mode	auto range, manual range an nominal range		
Test speed	slow: 3t/s, me ium: 18t/s, fast: 60t/s		
Trigger	internal trigger, manual trigger, external trigger		
Interface	han ler interface, RS232 interface, RS485 interface, USB interface an temperature compensation interface		
Power supply	AC: 100V~240V, 50Hz/60Hz		
Dimension (L×W×H)	307×264×107mm		
Weight	2 5kg		

STANDARD DELIVERY

Main unit	1 pc
RS232 communication cable	1 pc
Temperature probe	1 pc
Test clip	1 pc

https://precishop.hu

DC POWER SUPPLY
CODE 9911-PS305

VIDEO

test lea s (inclu e)

SPECIFICATION

Voltage	range	30V
	setting resolution	10mV
	setting accuracy	≤0 1%+10mV
	readback resolution	10mV
	readback accuracy	≤0 1%+10mV
	load regulation	≤0 1%+5mV
	line regulation	≤0 01%+5mV
	ripple	10mVrms
Current	range	5A
	setting resolution	1mA
	setting accuracy	≤0 2%+3mA
	readback resolution	1mA
	readback accuracy	≤0 2%+3mA
	load regulation	≤0 2%+3mA
	line regulation	≤0 2%+3mA
	ripple	8mArms
OVP		0~33V
OCP		0~5 5A
Work condition		temperature: 0~40°C, humidity: ≤80%RH
Storage condition		temperature: -20~60°C, humidity: ≤80%RH
Cool system		fan cool
Power supply		AC 220V±10%, 50Hz/60Hz
Dimension (L×W×H)		230×80×150mm
Weight		1 45kg

- Cour-digit LED display
- Output power display
- Output switch control
- 10mV/1mA high accuracy and resolution
- Panel locking function to prevent misoperation
- USB interface for power supply
- OVP/OCP protection
- 3 shortcut keys for presetting

STANDARD DELIVERY

Main unit	1 pc
Test lea 4	2 pcs

29

PEN-TYPE DIGITAL MULTIMETER
CODE 9241-ML200

- Auto/manual ranging
- Maximum mode
- Data hold
- NCV detection
- Low battery indication
- Auto power off
- Safety rating: CAT III 600V

STANDARD DELIVERY

Main unit	1 pc
Test lea 4	1 pc
Clip	2 pcs
Battery (AAA)	2 pcs



clips (included)



test lead (included)

SPECIFICATION

Function	Range	Resolution	Accuracy
DC Voltage	200mV/2V/20V/200V/600V	0.1mV/1mV/10mV/0.1V/1V	±(0.7%+2)
AC Voltage	200mV/2V/20V/200V	0.1mV/1mV/10mV/0.1V	±(0.8%+3)
	600V	1V	±(1.0%+3)
DC Current	20mA/200mA	10μA/0.1mA	±(1.5%+3)
AC Current	20mA/200mA	10μA/0.1mA	±(2.0%+3)
Resistance	200Ω	0.1Ω	±(1.0%+3)
	2kΩ/20kΩ/200kΩ/2MΩ	1Ω/10Ω/0.1kΩ/1kΩ	±(1.0%+1)
	20MΩ	10kΩ	±(1.0%+5)
Logic level test	<1.5V (green LED on); 1.5~3.5V (green & red LED off); >3.5V (red LED on)		
Dio 4e	open circuit voltage 1.5V		
Continuity buzzer	<50Ω		
Power supply	2×1.5V AAA batteries		

VIDEO

https://precishop.hu

DIGITAL MULTIMETER
CODE 9216-F520



test leads (included)

- 2000 counts digital display
- Auto ranging (except 200mV AC)
- Data hold
- Max hold
- Display with backlight
- Low battery indication
- Auto power off
- Safety rating: CAT III 600V



temperature probe and adapter (included)

SPECIFICATION

Function	Range	Resolution	Accuracy (“4” is the least rea4ing)
DC Voltage	200mV	0.1mV	±(0.5%+2d)
	2V/20V/200V	0.001V/0.01V/0.1V	±(1.0%+2d)
	600V	1V	±(1.2%+2d)
AC Voltage (50~60Hz)	200mV	0.1mV	±(1.5%+30d)
	2V	0.001V	±(1.2%+3d)
	20V/200V	0.01V/0.1V	±(1.5%+3d)
	600V	1V	±(2.0%+4d)
DC Current	200μA	0.1μA	±(1.0%+3d)
	2000μA/20mA/200mA	1μA/0.01mA/0.1mA	±(1.5%+3d)
	10A	0.01A	±(2.5%+5d)
AC Current (50~60Hz)	200μA	0.1μA	±(1.5%+5d)
	2000μA/20mA/200mA	1μA/0.01mA/0.1mA	±(1.8%+5d)
	10A	0.01A	±(3.0%+7d)
Resistance	200Ω	0.1Ω	±(1.2%+4d)
	2kΩ	0.001kΩ	±(1.0%+2d)
	20kΩ/200kΩ/2MΩ	0.01kΩ/0.1kΩ/0.001MΩ	±(1.2%+2d)
	20MΩ	0.01MΩ	±(2.0%+3d)
Temperature (type-K)	-50°C to 1000°C	1°C	±(3.0%+5°C)
	-58° C to 1832° C	1° C	±(3.0%+8° C)
Dio 4e test	test current: 0.3mA typical	1mV	±(10%+5d)
Continuity check	less than 100Ω		
Power supply	9V battery		
Dimension (L×W×H)	150×70×48mm		
Weight	255g		

STANDARD DELIVERY

Main unit	1 pc
Thermocouple a 4apter	1 pc
Temperature probe	1 pc
9V battery	1 pc
Test lea 4	2 pcs

https://precishop.hu

MINI DIGITAL MULTIMETER (BASIC TYPE)
CODE 9242-ML100A

- Portable size with protective case
- 1999 counts digital display
- Data hold
- Display with backlight
- Low battery indication
- Auto power off
- Safety rating: CAT II 600V

test leads (included)

POPULAR MODEL

VIDEO

SPECIFICATION

Function	Range	Resolution	Accuracy (“ 4” is the least reading)
DC Voltage	200 0mV	0 1mV	±(0 7%+3)
	2000mV	1mV	±(0 5%+2)
	20 00V/200 0V/600V	0 01V/0 1V/1V	±(0 7%+3)
AC Voltage (40~400Hz)	200 0V/600V	0 1V/1V	±(1 2%+3)
DC Current	200 0μA/200 0mA	0 1μA/0 1mA	±(1 0%+2)
	10 00A	0 01A	±(1 2%+5)
Resistance	200 0Ω	0 1Ω	±(1 0%+2)
	2000Ω/20 00kΩ/200 0kΩ	1Ω/0 01kΩ/0 1kΩ	±(0 8%+2)
	20 00MΩ	0 01MΩ	±(1 2%+3)
Battery test	1.5V/9V/12V battery check		
Diode test	open circuit voltage: 2.1V DC		
Continuity test	<50Ω		
Power supply	2×1.5V AAA batteries		
Dimension (LxWxH)	134×77×47mm		
Weight	206g		

STANDARD DELIVERY

Main unit	1 pc
Battery (AAA)	2 pcs
Test lea 4	2 pcs

SMART DIGITAL MULTIMETER
CODE 9247-190



test leads (included)

VIDEO

- Automatically identify test modes for AC voltage/DC voltage/resistance/continuity
- NCV detection and judge the strength by light and buzzer
- Self-calibration when power on to ensure accuracy
- LIVE firewire recognition
- Display with backlight
- True RMS measurement
- Data hold
- Low battery indication
- Auto power off
- Safety rating: CAT III 600V

STANDARD DELIVERY

Main unit	1 pc
Test lea 4	2 pcs
Battery (CR2032)	2 pcs

SPECIFICATION

Function	Range	Resolution	Accuracy
DC Voltage	60mV/600mV/6V/60V/600V	0.01mV/0.1mV/0.001V/0.01V/0.1V	±(0.5%+3)
AC Voltage	60mV/600mV/6V/60V/600V	0.01mV/0.1mV/0.001V/0.01V/0.1V	±(1.0%+3)
DC Current	6000μA/60mA/600mA	1μA/0.01mA/0.1mA	±(1.2%+5)
AC Current	6000μA/60mA/600mA	1μA/0.01mA/0.1mA	±(1.5%+5)
Resistance	600Ω/6kΩ/60kΩ/600kΩ	0.1Ω/0.001kΩ/0.01kΩ/0.1kΩ	±(1.0%+5)
	6MΩ/60MΩ	0.001MΩ/0.01MΩ	±(1.5%+3)
Capacitance	6n C/60n C/600n C/6μ C/60μ C/600μ C	0.001n C/0.01n C/0.1n C/0.001μ C/0.01μ C/0.1μ C	±(4.0%+5)
	6m C/60m C	0.001m C/0.01m C	±(5.0%+5)
Frequency	10Hz/100Hz/1000Hz/10kHz/100kHz/1000kHz	0.001Hz/0.01Hz/0.1Hz/0.001kHz/0.01kHz/0.1kHz	±(1.0%+5)
	10MHz	0.001MHz	±(3.0%+5)
Duty cycle	1~99%	0.1%	±(3.0%+5)
Dio 4e measurement	open circuit voltage 2.0V		
Continuity measurement	<50Ω		
Power	2×3V CR2032 batteries		
Dimension (L×W×H)	133×68×18mm		
Weight	178g		

https://precishop.hu

DIGITAL MULTIMETER (WITH JACK INDICATOR LIGHT)
CODE 9246-180

VIDEO

- Jack indicator light: jacks flash green to indicate the corresponding jacks for test leads
- NCV detection and judge the strength by light and buzzer
- Self-calibration when power on to ensure accuracy
- LIVE firewire recognition
- Double color backlight (orange backlight prompts high voltage or current: the orange backlight automatically lights up when voltage is higher than 80V or the current is higher than 1A)
- Large range capacitance meter 100m C
- True RMS measurement
- Battery test function
- Max/Min mode
- Data hold
- Low battery indication
- Auto power off
- Safety rating: CAT III 1000V, CAT IV 600V



test leads (included)

STANDARD DELIVERY

Main unit	1 pc
Test lea 4	2 pcs
Battery (AA)	2 pcs

SPECIFICATION

Function	Range	Resolution	Accuracy
DC Voltage	600mV/6V/60V/600V/1000V	0.1mV/0.001V/0.01V/0.1V/1V	±(0.5%+3)
AC Voltage	6V/60V/600V/750V	0.001V/0.01V/0.1V/1V	±(0.8%+5)
DC Current	60μA/60mA/600mA/10A	0.01μA/0.01mA/0.1mA/0.01A	±(1.2%+3)
AC Current	60mA/600mA/10A	0.01mA/0.1mA/0.01A	±(1.5%+3)
Resistance	600Ω/6kΩ/60kΩ/600kΩ	0.1Ω/0.001kΩ/0.01kΩ/0.1kΩ	±(1.0%+3)
	6MΩ/60MΩ	0.001MΩ/0.01MΩ	±(1.5%+3)
Capacitance	10n C/100n C/1000n C/10μ C/100μ C/1000μ C	0.001n C/0.01n C/0.1n C/0.001μ C/0.01μ C/0.1μ C	±(4.0%+5)
	10m C/100m C	0.001m C/0.01m C	±(5.0%+5)
Frequency	10Hz/100Hz/1000Hz/10kHz/100kHz/1000kHz	0.001Hz/0.01Hz/0.1Hz/0.001kHz/0.01kHz/0.1kHz	±(1.0%+3)
	10MHz	0.001MHz	±(3.0%+3)
Duty cycle	1~99%	0.1%	±(3.0%+3)
Dio 4**e measurement**	forward DC current 2.5mA, reverse DC voltage 3.0V		
Continuity measurement	<30Ω		
Power	2x1.5V AA batteries		
Dimension (L×W×H)	188×88×50mm		
Weight	424g		

https://precishop.hu

DATA OUTPUT

VIDEO

BLUETOOTH DIGITAL MULTIMETER
CODE 9219-KV220

ata acquisition app
(inclu e)

- Built-in bluetooth
- Mobile app included
- 9999 counts digital display
- True RMS measurement
- Display with backlight
- Relative measurement mode
- Auto/manual ranging
- Auto power off
- Data hold
- NCV detection
- Low battery indication
- Safety rating: CAT III 600V, CAT II 1000V



test leads (included)



temperature probe (included)

STANDARD DELIVERY

Main unit	1 pc
Test lea 4	2 pcs
Temperature probe	1 pc
Battery (AAA)	3 pcs

SPECIFICATION

Function	Range		Resolution	Accuracy ("d" is the resolution)
DC Voltage	9 999mV/99 99mV		0 001mV/0 01mV	±(0 7%+8)
	999 9mV/9 999V/99 99V/999 9V		0 1mV/0 001V/0 01V/0 1V	±(0 5%+3)
AC Voltage (40~400Hz)	9 999mV/99 99mV		0 001mV/0 01mV	±(1 0%+3)
	999 9mV/9 999V/99 99V/999 9V		0 1mV/0 001V/0 01V/0 1V	±(0 8%+3)
DC Current	999 9μA		0 1μA	±(0 8%+3)
	999 9mA/9 999A		0 1mA/0 001A	±(1 0%+3)
AC Current (40~400Hz)	999 9μA		0 1μA	±(1 0%+3)
	999 9mA/9 999A		0 1mA/0 001A	±(1 2%+3)
Resistance	999 9Ω/9 999kΩ/99 99kΩ/999 9kΩ		0 1Ω/0 001kΩ/0 01kΩ/0 1kΩ	±(0 8%+2)
	9 999MΩ		0 001MΩ	±(1 5%+3)
	99 99MΩ		0 01MΩ	±(2 0%+5)
Capacitance	9 999nF/99 99nF/999 9nF/9 999μF /99 99μF/999 9μF		0 001nF/0 01nF/0 1nF/0 001μF /0 01μF/0 1μF	±(4 0%+5)
	9 999mF		0 001mF	±(10 0%)
Frequency	99 99Hz~9 999MHz		0 01Hz~0 001MHz	±(0 1%+5)
Temperature	40~1000°C	40~0°C	1°C	±4°C
		>0~100°C	1°C	±(1 0%+5)
		>100~1000°C	1°C	±(2 0%+5)
	40~1832°F	-40~32°F	1° C	±5°F
		>32~212°F	1° C	±(1 5%+5)
		>212~1832°F	1° C	±(2 5%+5)
Duty cycle	0 1%~99 9%		0 1%	±(3%+5)
Diode test	open circuit voltage 3 3V, test current 1 5mA			
Continuity check	<30Ω			
Power supply	3x1 5VAAA batteries			
Dimension (L×W×H)	187×88×56mm			
Weight	400g			

https://precishop.hu

DIGITAL AC/DC CLAMP METER
CODE 9315-CF210

VIDEO



test leads (included)

- 4000 counts display
- 28mm jaw opening
- NCV detection with light and sound alarm
- True RMS measurement
- Auto ranging
- REL (zero) function
- Data hold
- Polarity indication
- LCD screen with backlight
- Low battery indication
- Auto power off
- Safety rating: CAT III 300V/CAT II 600V

STANDARD DELIVERY

Main unit	1 pc
Battery (AAA)	2 pcs
Test lea 4	2 pcs

SPECIFICATION

Function	Range	Resolution	Accuracy (“ 4” is the least rea 4ing)
DC Current	40 00A/400 0A	0 01A/0 1A	±(2.0%+5d)
AC Current *	40 00A/400 0A	0 01A/0 1A	±(2.0%+5d)
DC Voltage	400 0mV	0 1mV	±(0.7%+3d)
	4 000V/40 00V/400 0V/600V	0 001V/0 01V/0 1V/1V	±(0.5%+2d)
AC Voltage *	4 000V	0 001V	±(1.0%+5d)
	40 00V/400 0V/600V	0 01V/0 1V/1V	±(0.8%+5d)
AC Voltage frequency	10Hz~60kHz	0 01Hz~0 01kHz	±(0.5%+2d)
Resistance	400 0Ω	0 1Ω	±(1.0%+2d)
	4 000kΩ/40 00kΩ/400 0kΩ	0 001kΩ/0 01kΩ/0 1kΩ	±(0.8%+2d)
	4MΩ/40MΩ	0 001MΩ/0 01MΩ	±(2.5%+5d)
Capacitance	40 00nF/400 0nF/4 000μF/ 40 00μF/400 0μF	0 01nF/0 1nF/0 001μF/ 0 01μF/0 1μF	±(4.0%+5d)
	4 000mF/40 00mF	0 001mF/0 01mF	±10.0%
Frequency	10Hz~10MHz	0 01Hz~0 01MHz	±(0.1%+4d)
Duty cycle	0 1%~99 0%	0 1%	±(3.0%+5d)
Diode test	open circuit voltage: 4V		
Continuity check	<30Ω		
Power supply	2×1.5V AAA batteries		
Dimension (L×W×H)	215×75×37mm		
Weight	235g		

* AC voltage/current frequency response: 45Hz~400Hz, true RMS display

https://precishop.hu

AC PHASE AND VOLTAGE DETECTOR
CODE 9723-400

- Non-contact detection of phase sequence, high and low voltage, wire distinction
- Low battery indication
- Auto power off
- Clashlight

SPECIFICATION

Phase sequence 4etection	screen shows clockwise or counterclockwise
High an 4 low voltage 4etection	beep: slow~fast backlight: green~red analog bar: low~high
Wire 4istinction	green backlight indicates neutral wire red backlight indicates live wire
Power supply	2×1.5V AAA batteries
Dimension	157×27×23mm
Weight	32g

VIDEO

DIGITAL VOLTAGE TESTER
CODE 9721-250

- Direct AC test (contact): 12-250V
  two way display: voltage displays on LCD screen and neon lamp lights up (when voltage>80V)
- Induction AC test (non-contact): 12-250V
  to detect power source or recognize the phase line, ground line and break point
- Direct DC test (contact): 6-36V
  instant sense and display
- Qork without battery
- Tester tip: CRV material

SPECIFICATION

Range	AC: 12-250V; DC: 6-36V
Neon lamp life	30000 times
Dimension	133×21×19mm
Weight	22g

VOLTAGE TESTER
CODE 9722-250

- Tester tip: CRV material

SPECIFICATION

Range	AC: 100-250V
Neon lamp life	30000 times
Dimension	145×Ø15mm
Weight	21g

https://precishop.hu

30 TEMPERATURE AND HUMIDITY MEASUREMENT

INSIZE

Infrared Thermal Imaging Cameras
Page 747-749

Infrared Thermometers
Page 749-750

Dual-Cavity Blackbody Radiation Sources
Page 751

Infrared And Penetration Thermometers
Page 751

Data Loggers For Temperature And Humidity
Page 752

Thermohygrometers
Page 753-755



Large Screen Temperature And Humidity Meters
Page 755

Temperature And Humidity Data Loggers
Page 756-757

Portable Medium Temperature Dry Block Calibrators
Page 757

https://precishop.hu

NON-CONTACT TEMPERATURE MEASUREMENT

DATA OUTPUT

IP54 WATERPROOF

INFRARED THERMAL IMAGING CAMERA (BASIC TYPE)
CODE 9132-T400

- IR/visible/laser indicator
- Trigger button for photo taking
- 2-meter drop test, IP54 protection

VIDEO

STANDARD DELIVERY

Main unit	1 pc
Power supply adapter	1 pc
TYPE-C cable	1 pc
16G TF card	1 pc

SPECIFICATION

IR image	IR resolution	120×90@17μm
	detector type	VOx/7.5~14μm
	frame rate	25Hz/9Hz
	thermal sensitivity/NETD	60mk
	focal length	2.28mm/F1.13
	field of view (FOV)	50°×38°
	spatial resolution (IFOV)	7.6mrad
	focus	focus-free
Visible camera	visible camera resolution	320×240, focus-free
	flashlight	yes
Image display	display	2.4 inch IPS technology TFT display
	display resolution	320×240
	image model	IR/visible/picture-in-picture
	color palettes	6: white hot, iron red, hot iron, arctic, rainbow 1, rainbow 2
Temperature measurement	temperature range	-20~150°C, 100~400°C (auto switching)
	accuracy	±2°C or ±3%, whichever is greater (target temp ≥0°C, ambient temp is 15~30°C)
	measurement spot	center spot
	measurement area	3 (incl. max & min temp)
	auto max & min spot tracking	yes
	alarm	full screen max & min spot alarm
Image storage	storage media	TF card (16G)
	IR image format	full radiometric (JPG) (120 x 90)
	visible image	yes, 320x240
Connections & communications	USB	TYPE-C, TF card slot
	tripod interface	yes
	mobile APP	yes
	PC IR analysis software	yes
Power system	battery type	rechargeable li ion battery
	battery operation time	>5 hours
	charging time	internal charge, ≤2.5 hours
Environmental parameters	operation temperature	-10~50°C
	storage temperature	-40~70°C
	protection	IP54, 2-meter drop test
	certification	CE/ROHS/FCC
	dimension (LxWxH)	194×61.5×76mm
	weight	350g

front view



https://precishop.hu

INFRARED THERMAL IMAGING CAMERA
CODE 0231-IC650

DATA OUTPUT

IP54 WATERPROOF

VIDEO

- Suitable for electric power, metallurgy, petrochemical, scientific research and teaching, manufacturing, rail transit, building testing, electronic equipment overhaul, mechanical equipment maintenance, etc.
- Four image presentation: IR, VIS, MIF, PIP
- Real-time image can be photographed and video recorded
- Software is included: image browsing, image parameter editing, infrared image analysis, batch report generation, video editing, etc.
- WIFI real-time sharing, one-click connection to mobile device

STANDARD DELIVERY

Main unit	1 pc
64G SD card	1 pc
Lithium-ion battery	2 pcs
Desktop charger	1 pc
Power adapter	1 pc
Software	1 pc

SPECIFICATIO

Imaging and optics	detector type	unrefrigerated vanadium oxide/7.5μm~14μm
	infrared resolution	256×192@12μm
	super resolution	upgrade to 512×384
	thermal sensitivity/ ETD	<45mK
	infrared frame rate	30Hz/9Hz
	focal length	10.5mm
	field of view	25°×19°
	spatial resolution (IFOV)	1.7mrad
	minimum object distance	0.1m
	distance to spot size (D:S)	588:1
	focusing mode	manual/automatic/continuous autofocus
	digital zoom	1.1X~8X
	shot recognition	auto
	laser ranging	indication/ranging: 0.1m~40m
Measurement and analysis	measurement range	support auto-switching: -40°C~150°C, 0°C~650°C
	measurement accuracy	±2°C or ±2%, whichever is greater
	analyzed target	spot×5, line×5, area×5
	tracking/alarm	full screen maximum, minimum and average temperature tracking; the maxium, minimum and average temperature tracking of analyzed target; full screen temperature threshold alarm (image, voice and flash)
	temperature measuring parameter	emissivity, reflected temperature, target distance, humidity, atmospheric transmittance, optical transmittance, dew point
	other	isothermals, smart stroke, intelligently calculate the area

To be continued

https://precishop.hu

Continued from previous page

Image display	display screen	4.3", 800×480 pixel touch screen LCD
	digital camera	5MP
	image mode	IR, VIS, MIF, PIP
	image adjustment	level span mode: automatic, semi-automatic, manual
	color palettes	white hot, iron red, arctic, rainbow 2, hot iron, rainbow 1, fulgurite, medical, tint, black hot, blue hot, sepia, green hot, ice and fire, amber, customized
Function	recording function	photo and video (infrared & visible light)
	cloud service	available
	other	customized physical button, intelligent diagnosis, OTA update
Storage and transmission	storage	local storage (64GB) and external 64GB SD
	image storage	JPG with temperature information
	video storage	MP4 (without temperature information), can be used to record audio synchronously; irgd (with temperature information), up to 30Hz for temperature analysis
	external interface	TYPE-C, SD card slot
	WIFI	can be connected to the mobile terminal for image and real-time video transmission
	bluetooth	bluetooth 5.0, support image transmission (only for Android)
Power system	battery type	lithium-ion rechargeable battery, working time≥5 hours
	charging mode	TYPE-C charging; PC/portable charger; capable of charging while using
	charging time	90% of full charge in 2.5 hours
Environmental parameter	operation temperature	-20°C~50°C
	storage temperature	-40°C~60°C
	protection	IP54, 2-meter drop test
	certification	CE, FCC, ROHS
Physical parameter	hardware	illuminator, microphone, speaker, electronic compass, GPS
	dimension	292×125×125mm
	weight	1.15kg

INFRARED THERMOMETER (BASIC TYPE)
CODE 0222-C520

- Unit: °C, °F
- Automatic data hold
- MAX/MIN/AVG/DIF mode
- High and low alarm
- Adjustable emissivity
- Low battery display
- Over range indicator
- Automatic power off

SPECIFICATION

Temperature range	50°C~500°C/-58°F~932°F
Temperature accuracy	±3.0°C (at -50°C~0°C), ±2.0°C or ±2% (at 0°C~500°C) ±5.4°F (at -58°F~32°F), ±4.0°F or ±2% (at 32°F~932°F)
Temperature resolution	0.1°C/0.2°F
Distance to spot size (D:S)	12:1
Emissivity	0.10~1.00 (adjustable)
Repeatability	±0.5°C or ±0.5%; ±1.0°F or ±0.5%
Response time	≤500ms (95% of reading)
Spectral response	8μm~14μm
Diode laser	output<1mW, wavelength 630nm~670nm, class 2 laser product
Power supply	2×AAA batteries, working time≥6h
Automatic power off	about in 15 seconds
Operation environment	temperature: 0°C~50°C/32°F~122°F; humidity: <90%RH (non-condensing)
Storage environment	temperature: -20°C~60°C/-4°F~140°F; humidity: <90%RH (non-condensing)
Dimension	148×85×46mm
Weight	160g

STANDARD DELIVERY

Main unit	1 pc
Battery (AAA)	2 pcs

https://precishop.hu

INFRARED THERMOMETER (STANDARD TYPE) CODE 0213-A500

- Unit: °C, °F
- Dual laser sighting
- Negativity display
- Automatic power off
- Automatic data hold
- Over range indicator
- Max/Min display

SPECIFICATION

Temperature range	-20°C~380°C/-4°F~716°F
Temperature accuracy	±2.5°C (at -20°C~20°C), ±2% or ±2.0°C (at 20°C~380°C) ±4.5°F (at -4°F~68°F), ±2% or ±3.6°F (at 68°F~716°F)
Temperature resolution	0.1°C/0.1°F
Distance to spot size (D:S)	12:1
Emissivity	0.95 (fixed)
Repeatability	±1°C/1.8°F
Response time	150ms
Spectral response	8~14μm
Diode laser	output<1mW, wavelength 630~670nm class 2 laser product
Operation temperature	0°C~50°C/32°F~122°F
Operation humidity	10%RH~90%RH
Storage temperature	-10°C~60°C/14°F~140°F
Storage humidity	<80%RH
Power supply	1×9V battery
Dimension	137×73×38mm
Weight	135g

STANDARD DELIVERY

Main unit	1 pc
Battery	1 pc

I FRARED THERMOMETER (ADVA CED TYPE) CODE 0215-A900

- Ambient temperature, dew point temperature and humidity detection
- Unit: °C, °F
- Circular laser sighting
- Display backlight
- Automatic power off
- Automatic data hold
- Adjustable emissivity
- High and low alarm

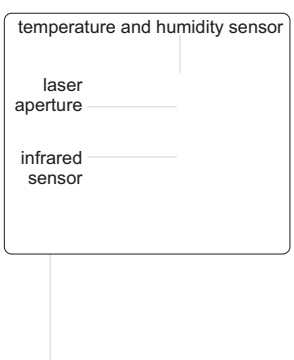

SPECIFICATION

Infrared sensor	temperature range	30°C~800°C/-22°F~1472°F
	temperature resolution	0.1°C 0.1°F (-22°F~1000°F), other range 1°F
	temperature accuracy	±3.0°C (at -30°C~20°C) ±(1% of reading +1)°C (at 20°C~450°C) ±(2% of reading)°C (at 450°C~800°C)
	distance to spot size (D:S)	20:1
	emissivity	adjustable 0.10~1.00
	response time	<150ms
	spectral response	8~14μm
	diode laser	output<1mW, wavelength 630~670nm class 2 laser product
Temperature and humidity sensor	ambient temperature range	0°C~50°C/32°F~122°F
	dew point temperature range	0°C~50°C/32°F~122°F
	temperature resolution	0.1°C/0.1°F
	temperature accuracy	±1.0°C/±1.8°F
	humidity range	0%RH~100%RH
	humidity resolution	0.1%RH
	humidity accuracy	±5%RH (20%RH~80%RH), other range ±7%RH
Automatic power off		about in 10 seconds
Power supply		1×9V battery
Dimension		170×45×85mm
Weight		196g

VIDEO

STANDARD DELIVERY

Main unit	1 pc
Battery	1 pc

https://precishop.hu

DUAL-CAVITY BLACKBODY RADIATION SOURCE
CODE PIC-D155

VIDEO

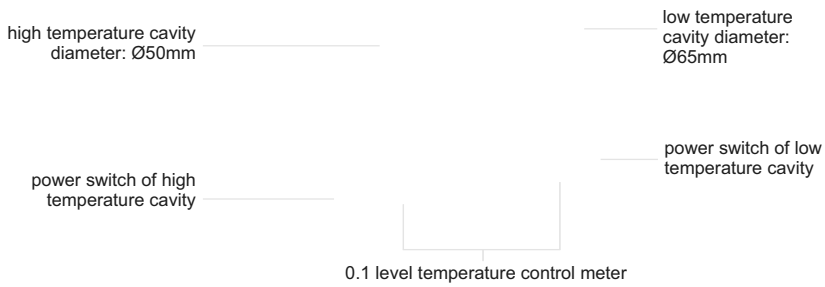

SPECIFICATION

Temperature range	low range: -15°C~100°C; high range: 50°C~500°C
Resolution	0.01°C (at -15°C~100°C), 0.1°C (at 100°C~500°C)
Stability	≤(0.1°C or 0.1%|t|, whichever is greater)/10min
Uniformity	≤(0.15°C or 0.15%|t|, whichever is greater)
Emissivity	>0.995
Cavity size	low range: Ø65mm; high range: Ø50mm
Cavity depth	low range: 110mm; high range: 160mm
Cool down time	30 minutes from ambient to -15°C
Heat up time	60 minutes from ambient to 500°C
Power supply	220V/50Hz
Power	850W
Dimension	380×295×320mm
Weight	17.1kg

*|t| is the absolute temperature value of blackbody radiation source

- Large target sizes of 50mm and 65mm for calibrating of infrared thermometers and infrared thermal imagers
- Contain two independent blackbody cavities
- The emissivity of blackbody radiation is better than 0.995
- 0.1 level temperature control meter with high accuracy
- Multi-point temperature correction function

STANDARD DELIVERY

Main unit	1 pc

INFRARED AND PENETRATION THERMOMETER
CODE 0321-IT42

- Can measure the surface and inside temperature of objects
- Low battery display
- Display backlight
- High and low alarm
- Automatic data hold (infrared system)
- Automatic power off (infrared system)
- Unit: °C/°F

IP65 WATERPROOF

SPECIFICATION

Infrared system	**temperature range**	-15°C~280°C/5°F~536°F
	temperature resolution	0.1°C/0.1°F
	temperature accuracy	±3.0°C (at -15°C~20°C), other range ±(1%+1.0)°C ±5.4°F (at 5°F~68°F), other range ±(1%+1.8)°F
	distance to spot size (D:S)	4:1
	emissivity	0.95 (fixed)
	spectral response	8~14μm
Penetration system	**temperature range**	-40°C~200°C/-40°F~392°F
	temperature resolution	0.1°C/0.1°F
	temperature accuracy	±2.0°C (at -40°C~0°C), other range ±(1%+1.0)°C ±3.6°F (at -40°F~32°F), other range ±(1%+1.8)°F
Repeatability		<1.0°C
Measurement response time		<500ms
Power supply		2×1.5V AAA batteries
Dimension		140×39×24mm
Weight		140g

VIDEO

STANDARD DELIVERY

Main unit	1 pc
Battery (AAA)	2 pcs

https://precishop.hu

DATA LOGGER FOR TEMPERATURE AND HUMIDITY (BUILT-IN SENSOR)
CODE 0311-3070

IP54 WATERPROOF

DATA OUTPUT

VIDEO

- Signal acquisition, display, storage, analysis function
- Low power consumption
- Built-in high-precision temperature and humidity sensor
- Software is included



stand (included)

SPECIFICATION

Temperature range	-30°C~70°C/-22°F~158°F
Temperature accuracy	±0.3°C (at 23°C±2°C), other range ±0.5°C ±0.6°F (at 73.4°F±3.6°F), other range ±0.9°F
Temperature resolution	0.1°C/0.2°F
Humidity range	0%RH~100%RH
Humidity accuracy	±3%RH (at 10%RH~85%RH), other range ±5%RH
Humidity resolution	0.1%RH
Memory capacity	10918
Alarm	function: alarm when over high or low limit method: display+buzz+backlight
Sampling interval	2s, 5s, 10s, 30s, 60s, 255s (adjustable)
Logging interval	2 seconds~24 hours (adjustable)
Start with delay	1~120 seconds (adjustable)
Start mode	start immediately/delay start/timing start
End mode	Full/FIFO/preset/timing end
Timing start/end	random start/end with format YYMMDD HHMMSS
Interface	USB
Time battery	CR2032
Power supply	3.6V lithium battery (ER14505) or 5~24V DC
Dimension	123×117×33mm
Weight	260g

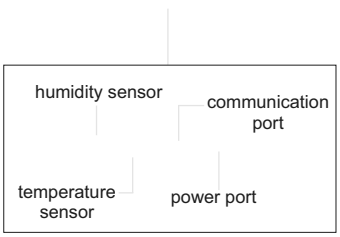

STANDARD DELIVERY

Main unit	1 pc
Software and USB cable	1 pc
Power adapter	1 pc
Time battery	1 pc
Lithium battery	1 pc

software (included), record and download data to PC software via USB cable

https://precishop.hu

IP50
DUSTPROOF

DIGITAL THERMOHYGROMETER (PROFESSIONAL TYPE)
CODE 9362-TH27

- Mea ure humidity, ambient temperature and dew-point temperature
- Max/Min/Avera e mode
- Alarm function
- IP50 protection rade

SPECIFICATION

Sensor model	NTC thermi tor/humidity capacitance/di ital en or
Temperature range	-20°C~70°C/-4°F~158°F
Temperature accuracy	±0.5°C/±0.9°F
Temperature resolution	0.1°C/0.2°F (minimum adju table unit i 0.2°F in ettin mode)
Humidity range	0~100%RH
Humidity accuracy	±5%RH
Humidity resolution	0.1%RH
Sampling interval	5
Battery	1.5V AAA
Dimension	95×107×18mm
Weight	105

STANDARD DELIVERY

Main unit	1 pc
Battery (AAA)	1 pc

THERMOHYGROMETER (EXTERNAL SENSOR)
CODE 0313-TH48

- External sensor, 3m cable
- Time/temperature/humidity display
- Temperature and humidity upper and lower limit alarm function
- Unit: °C/°F
- Low battery alarm

SPECIFICATION

Temperature range	-40°C~80°C/-40°F~176°F
Temperature accuracy	±0.5°C (at -20°C~60°C), ±1.0°C (at 60°C~80°C), ±2°C (at -40°C~-20°C), ±2°F(at -20°F~176°F), ±3°F (at -40°F~ 20°F)
Temperature resolution	0.1°C (at -20°C~80°C), other range 1°C 0.1°F (at -20°F~100°F), other range 1°F
Humidity range	0%RH~99.9%RH
Humidity accuracy	±5%RH (at 10°C~60°C), other range ±7% ±5%RH (at 50°F~140°F), other range ±7%
Humidity resolution	0.1%RH
Sensitivity attenuation value	temperature: <0.1°C/year (<0.2°F/year) humidity: <1%RH/year
Sampling interval	5 seconds
Power supply	built-in rechargeable lithium battery (USB 5V charging) working time at least one month
Dimension	88×88×21mm
Weight	174g

STANDARD DELIVERY

Main unit	1 pc
USB charging cable	1 pc

https://precishop.hu

K-TYPE THERMOCOUPLE THERMOMETER (ECONOMIC TYPE)
CODE 0320-K230

- Contact K-type thermocouple
- Unit: °C/°F
- Data hold function
- Low battery display
- Display backlight

SPECIFICATIO

Temperature range	-50°C~200°C/-58°F~392°F
Temperature accuracy	±2.0°C/±3.6°F
Temperature resolution	0.1°C (at -50°C~199.9°C), 1°C (at -50°C~200°C) 0.1°F (at -58°F~199.9°F), 1°F (at -58°F~392°F)
Sampling rate	2.5 times/sec
Power supply	3×3V CR2450 batteries (for 300 hours working)
Operation voltage	6.8V~10V
Dimension	149×76×34mm
Weight	220g

STANDARD DELIVERY

Main unit	1 pc
Thermocouple (K-type)	1 pc
CR2450 battery	3 pcs

THERMOHYGROMETER
CODE 0310-H26

App measurement App record

- Measure humidity, ambient temperature, dew point temperature and wet dulb temperature
- Min/Max, data hold function
- Bluetooth 4.0
- Auto power off
- Supplied with APP for Apple and Android

SPECIFICATION

Function	Measuring range	Resolution	Accuracy
Ambient temperature	0°C~50°C 32°F~122°F	0.1°C/0.1°F	±1.0°C/±1.8°F
Wet dulb temperature	0°C~50°C 32°F~122°F		
Dew point temperature	0°C~50°C 32°F~122°F		
Humidity	0%RH~80%RH	0.1%RH	±5.0%RH
Auto power off	30 minutes		
Data port	Bluetooth 4.0		
Power supply	9V battery		
Dimension	204×54×36mm		
Weight	172g		

STANDARD DELIVERY

Main unit	1 pc
Battery	1 pc

https://precishop.hu

- Environment comfort display: COMFORT, WET, DRY
- Time/temperature/humidity display
- Highest/lowest temperature and humidity memory function
- Alarm clock function
- Unit: °C, °F

THERMOHYGROMETER (ECONOMIC TYPE)
CODE 0312-TH50

SPECIFICATION

Temperature range	0°C~50°C/32°F~122°F
Temperature accuracy	±1.0°C (at 5°C~40°C), other range ±1.5°C ±1.8°F (at 41°F~104°F), other range ±2.7°F
Temperature resolution	0.1°C/0.1°F
Humidity range	10%RH~90%RH
Humidity accuracy	±5%RH (at 40%RH~80%RH), other range ±8%RH
Humidity resolution	1%RH
Power supply	1×AAA 1.5V battery
Dimension	108×60×15mm
Weight	74g

STANDARD DELIVERY

Main unit	1 pc
Battery	1 pc

LARGE SCREEN TEMPERATURES AND HUMIDITY METERS

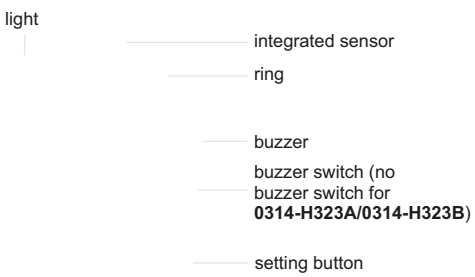

0314-H533A

0314-H533B

- High definition LED large screen display: temperature, humidity, time
- Exceeding limit alarm: buzzer alarm, digit/light flash alarm
- Installation method: wall mounted or ring type

STANDARD DELIVERY

Main unit (including sensor)	1 pc

SPECIFICATIO

Code	**0314-H323A**	**0314-H323B**	**0314-H423A**	**0314-H423B**	**0314-H533A**	**0314-H533B**	**0314-H643A**	**0314-H643B**
Dimension	300×200×36mm		400×265×36mm		500×300×36mm		600×400×36mm	
Sensor type	integrated	separated	integrated	separated	integrated	separated	integrated	separated
Power consumption	5W		5W		9W		10W	
Weight	1.3kg		2kg		3kg		4kg	
Sensor	integrated: plastic probe case (not dustproof, not waterproof) separated: metal probe case (dustproof, waterproof), cable length 1m (can be customized, within 20m)							
Temperature range	integrated: -20°C~60°C; separated: -40°C~85°C							
Temperature resolution	integrated: 0.1°C (at 0°C~60°C), other range 1°C separated: 0.1°C (at 0°C~85°C), other range 1°C							
Temperature accuracy	integrated: ±0.5°C (at 0°C~60°C), other range ±2°C separated: ±0.5°C (at 0°C~85°C), other range ±2°C							
Humidity range	5%RH~95%RH							
Humidity resolution	0.1%RH							
Humidity accuracy	±3%RH (@25°C)							
Long-term stability	temperature≤0.1°C/year; humidity≤1%RH/year							
Repeatability	temperature≤0.1°C; humidity≤0.5%RH							
Sampling speed	1s							
Response time	3 minutes to reach 90% of the final value							
Time accuracy	±15s/month (@25°C±2°C)							
Power supply	AC100~240V (50/60Hz)							
Power cable length	1m (can be customized, 2m/5m)							
Operation condition	temperature: -20°C~60°C; humidity: 5%~95% (non-condensing)							

https://precishop.hu

TEMPERATURE AND HUMIDITY DATA LOGGER
CODE THL-A01

VIDEO

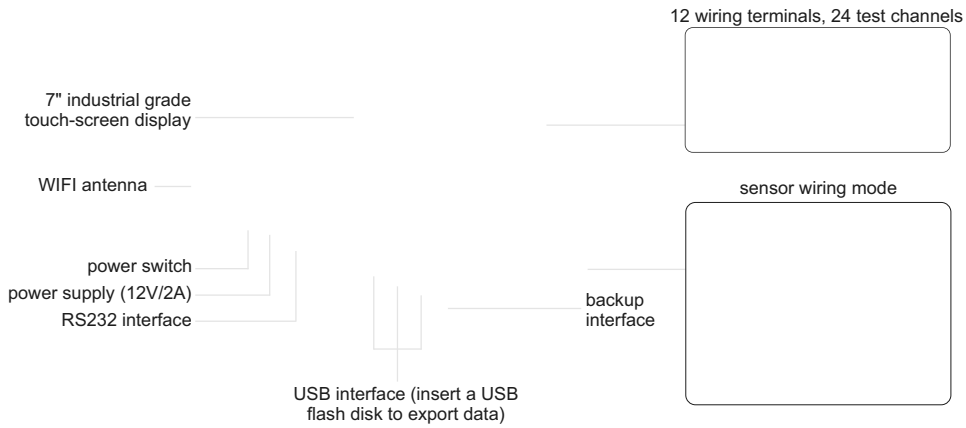

- Suitable for testing the temperature field, humidity field, uniformity and volatility of various temperature (humidity) environment experimental equipment, industrial furnaces and verification furnaces
- 24 channels can be independently configured as thermocouple, platinum resistance, humidity sensor and analog input mode
- Each channel provides an accuracy advantage over 0.15°C thermocouple for cold-end compensation
- Support voltage, resistance, temperature, humidity and other data formats display, storage and output
- Support Wireless Network, RS232 communication mode: Wireless Network can remotely browse real-time data and download stored data, RS232 communication protocol based on RSCII code for encoding and reading data
- Built-in 8G large capacity memory, data can be exported via USB port

SPECIFICATIO OF TEMPERATURE A D HUMIDITY DATA LOGGER

	Type (electrical signal)	Range	Resolution	Accuracy
Temperature	PT100	200 ~950°C	0.001°C	0.05°C at 0°C
				0.08°C at 300°C
				0.12°C at 600°C
	K	-200°C~1300°C	0.01°C	0.5°C
	J	-200°C~900°C		0.5°C
	T	-200°C~400°C		0.5°C
	E	-200°C~1000°C		0.5°C
	N	-200°C~1300°C		0.5°C
	B	250°C~1820°C		0.8°C at 1000°C
	R	0°C~1768°C		0.7°C at 1000°C
	S	0°C~1768°C		0.9°C at 1000°C
Humidity	–	0%RH~100%RH	0.01%RH	0.1%RH
Voltage	range: 100mV	-10mV~100mV	0.1μV	0.01% of reading+0.008% of full scall
	range: 1V	0V~1V	0.1mV	0.01% of reading+0.008% of full scall
Resistance	range: 400Ω	0Ω~400Ω	0.1mΩ	0.004% of reading+0.004% of full scall
Sampling mode	24-channel synchronous sampling			
Sampling speed	0.2s/24 channel			
Memory	8G			
Output	USB, wireless, RS232			
Operation environment	temperature: 5°C~35°C			
	humidity: 0%RH~85%RH (non-condensing)			
Storage environment	temperature: 5°C~35°C			
	humidity: 0%RH~85%RH (non-condensing)			
Power supply	power adapter			
Dimension	250×180×75mm			
Weight	1.7kg			

To be continued

https://precishop.hu

Continued from previous page

K-type thermocouple (**optional**)

humidity sensor (**optional**)

platinum resistance PT100 (**optional**)

STANDARD DELIVERY

Main unit	1 pc
Power adapter	1 pc
16G USB flash disk	1 pc

OPTIONAL ACCESSORY

Platinum resistance PT100	**THL-A01-PT100**
K-type thermocouple	**THL-A01-K**
Humidity sensor	**THL-A01-H**

SPECIFICATIO OF SE SOR (OPTIO AL)

Product	Code	Range	Accuracy
platinum resistance PT100	**THL-A01-PT100**	80~300°C	class A: ±(0.150°C+0.002·|t|)
K-type thermocouple	**THL-A01-K**	300~1000°C	class 1: ±1.5°C (at 300°C~375°C), ±0.004·t (at 375°C~1000°C)
humidity sensor	**THL-A01-H**	0%RH~100%RH	0.8%RH (at 23°C)

PORTABLE MEDIUM TEMPERATURE DRY BLOCK CALIBRATOR CODE DBC-M660

VIDEO

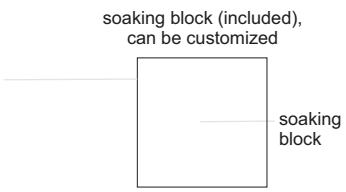

- Used for temperature calibration in industrial or laboratory
- Unit: °C, °F
- Language: English, Chinese
- Overheat protection
- Multi-point temperature correction function
- Automatic tuning of temperature control parameters
- Segmented PID control, one-button heating, full-automatic temperature control

SPECIFICATION

Temperature range	50°C~660°C	
Horizontal temperature field	≤0.2°C	
Vertical temperature field	within 40mm from the bottom of the well	≤0.5°C (at 50°C~300°C)
		≤1.0°C (at 300°C~660°C)
Temperature fluctuation	±0.15°C	
Temperature resolution	0.01°C	
Control method	touch screen	
Soaking block	insertion aperture: Ø4.5mm, Ø6.5mm, Ø8mm, Ø10mm (can be customized)	
Well depth	170mm	
Power	600W	
Power supply	220V/50Hz	
Dimension	285×170×335mm	
Weight	9.4kg	

real-time display of curve

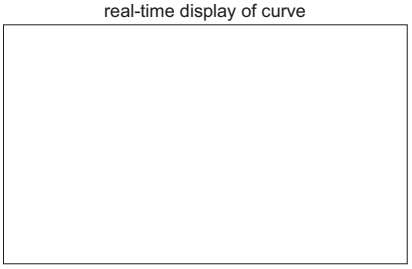

STANDARD DELIVERY

Main unit	1 pc
Soaking block	1 pc

https://precishop.hu

31 ROUNDNESS, PROFILE AND ROUGHNESS TESTERS

INSIZE

Roundness/Cylindricity Testers
Page 759-760

Roundness Measuring Machines
Page 761-762

Precision Air floating Rotary Tables
Page 763

Surface Profile Measuring Machines
Page 764-771

Roughness Measuring Machines
Page 772-773

Roughness Testers
Page 774-784



Surface Roughness Specimens
Page 784-785



Surface Roughness Reference Specimens
Page 786

https://precishop.hu

ROUNDN SS/CYLINDRICITY T ST R
COD RCT-300

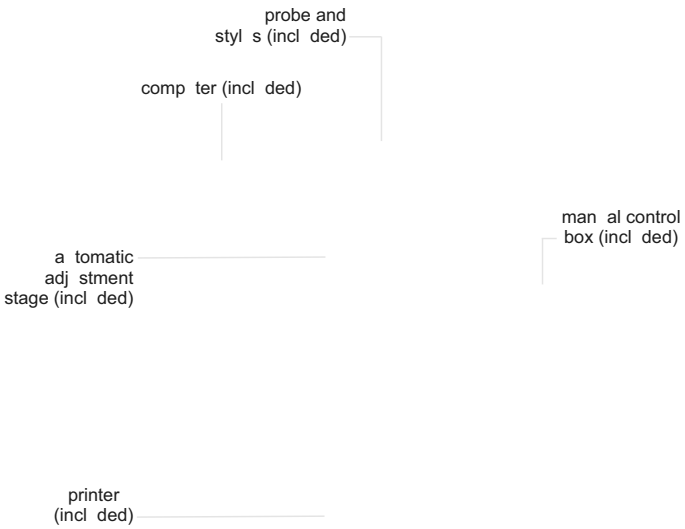

- A tomatic centering and leveling
- Eval ation items
  -Cylindricity mod le: cylindricity, radial f ll r n, coaxiality, taper, radi s
  -Ro ndness mod le: ro ndness, concentricity, radial single j mp, wall thickness difference
  -Straightness mod le: straightness, parallelism, sq areness
  -Single section flatness mod le: single section flatness, axial single hop, perpendic larity, parallelism
  -M lti-section flatness mod le: m lti-section flatness, parallelism, axial f ll r no t, perpendic larity
  -Comm tator mod le: monolithic bo nce, immediate bo nce, interval difference
- Analytical ability
  -Cylindricity f nction: 2-10 sections, 3 eval ation methods
  -Reference benchmarks for cylindricity eval ation: LSCY, MZCY, MICY, MCCY, OSCY
  -Reference circle for ro ndness eval ation: LSC, MZC, MIC, MCC
  -Meas rement band: 1-15 pr, 1-50 pr, 1-150 pr, 1-250 pr, 1-500 pr, 15-100 pr, 15-500 pr, 2-15 pr, 1-1500 pr, c stom
  -Notched meas rement

SP CI ICATION

Probe	**measuring range**	±500μm
	resolution	1:262144
	linear accuracy	0.1%
Ruby stylus	**size**	Ø2x10mm
	direction	two directions
	adjustable angle	±45°
X axis	**travel**	165mm
	excess range	25mm
	drive mode	motor
	moving speed	0.1~50mm/s
Z axis	**measuring range**	480mm
	straightness	0.3μm/100mm
	movement speed	0.1~10mm/s
	movement mode	motor
Detector	**acquisition device**	circ lar grating
	circumferential sampling points	14400
Granite stage		900×500mm
Rotary stage	**rotation accuracy**	(0.025+6H/10000)μm, H is the meas ring height in mm
	rotation speed	6rpm, 8rpm, 10rpm
	max. measuring diameter	300mm
	max. workpiece diameter (rotation diameter)	450mm
Automatic adjustment stage	**workbench diameter**	280mm
	adjustment range of center	±3mm
	adjustment range of level	±1°
	weight capacity	30kg
Precision chuck	**external grip diameter**	Ø1~Ø81mm
	internal grip diameter	Ø31~Ø70mm
Air filter	**pressure range**	0~0.8MPa
	oil mist removal accuracy	0.01μm
	export oil mist concentration	0.5mg/m³
Dimension (LxWxH)		1680×862×1685mm
Power supply		220±10%V, 50Hz
Power		500W
Weight		350kg

To be contin ed

https://precishop.hu

Contin ed from previo s page

air filter (incl ded)

standard block (incl ded)

col mn adj sting rod (incl ded)

precision ch ck (incl ded)

STANDARD D LIV RY

Main unit	1 pc
Probe (with ruby stylus)	1 pc each
Standard block	1 pc
Column adjusting rod	1 set
Precision chuck	1 pc
Automatic adjustment stage	1 pc
Roundness cylindricity acquisition and analysis system	1 set
Air filter	1 set
Computer	1 pc
Printer	1 pc
Installation tools	1 set

ro ndness analysis

cylindricity analysis


straightness analysis


planeness analysis

OPTIONAL ACC SSORY

Probes	see below details
Precision chucks	see below details
Dryer	ISC-DRY

SP CI ICATION O PROB S

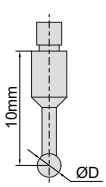

Code	Diameter (ØD)	Remark
RCT-RA260-T1	2mm	incl ded
RCT-RA260-T2	0.5mm	optional
RCT-RA260-T3	1mm	optional
RCT-RA260-T4	4mm	optional
RCT-RA260-T5	8mm	optional

SP CI ICATION O PR CISION CHUCKS

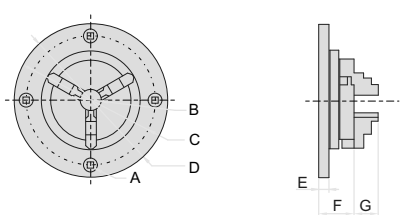

(mm)

Code	A	B	C	D			G	Clamping range		Remark
								external grip dia.	internal grip dia.	
RCT-RA260-C1	M5x0.8	16	100	118	8	28	13	Ø0.8~63	Ø23~58	optional
RCT-RA260-C2	M6x1.0	20	116	143	10.5	37	15	Ø1~81	Ø31~70	incl ded
RCT-RA260-C3	M6x1.0	26	140	168	10	39	19	Ø1~100	Ø36~90	optional

https://precishop.hu

ROUNDN SS M ASURING MACHIN
COD RCT-RA260

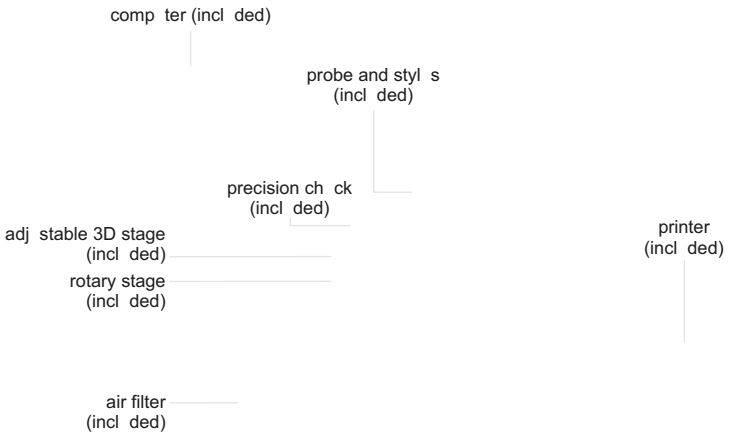

- Air-floating spindle
- Can meas re ro ndness, coaxiality, concentricity, flatness, radial r no t, axial r no t, parallelism and perpendic larity
- Spectr m analysis, a tomatic gap/b rr removal, waveform analysis
- 4 ro ndness eval ation methods: smallest area method, least sq are method, smallest circ mscribed circle method, largest inscribed circle method
- Meas ring filer: 1-15 pr, 1-50 pr, 1-150 pr, 1-250 pr, 1-500 pr, 15-100 pr, 15-500 pr, 2-15 pr
- Filter form: ga ss (ISO standard)
- Software is incl ded, for meas rement, analysis, data o tp t, etc.

SP CI ICATION

Probe	**measuring range**	±300μm
	resolution	0.001μm
	linear accuracy	0.25%
Ruby stylus	**size**	Ø2x10mm
	direction	two directions
	adjustable angle	±45°
X axis	**travel**	165mm
	excess range	25mm
	drive mode	by hand
Z axis	**drive mode**	motor
	travel	320mm
	movement speed	0.5~10mm/s
Rotary stage	**rotation accuracy**	(0.025+6H/10000)μm for H≤20mm, H is the meas ring height in mm
	rotation speed	6rpm
	max. measuring diameter	260mm
	max. workpiece diameter (rotation diameter)	400mm
Rotary axis	**radial rotation accuracy**	±0.0125μm
	axial runout accuracy	±0.05μm
Adjustable 3D stage	**diameter**	180mm
	adjustment range of center	±3mm
	adjustment range of level	±2°
	weight capacity	20kg
Granite stage		700×500mm
Precision chuck	**external grip diameter**	Ø1~Ø81mm
	internal grip diameter	Ø31~Ø70mm
Air filter	**pressure range**	0~0.8MPa
	oil mist removalaccuracy	0.01μm
	export oil mist concentration	0.5mg/m³
Dimension (LxWxH)		1300×795×1715mm
Power supply		220±10%V, 50Hz
Power		500W
Weight		320kg

To be contin ed

https://precishop.hu

Contin ed from previo s page



meas rement



spectr m analysis

STANDARD D LIV RY

Main unit	1 pc
Probe (with ruby stylus)	1 pc each
Standard block	1 pc
Precision chuck	1 pc
Adjustable 3D stage	1 pc
Rotary stage	1 pc
Computer	1 pc
Software	1 set
Printer	1 pc
Air filter	1 set
Installation tools	1 set



standard block (incl ded)

OPTIONAL ACC SSORY

Probes	refer to details
Precision chucks	refer to details
Dryer	**ISC-DRY**

SP CI ICATION O PROB S

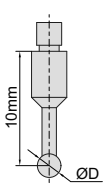

Code	Diameter (ØD)	Remark
RCT-RA260-T1	2mm	incl ded
RCT-RA260-T2	0.5mm	**optional**
RCT-RA260-T3	1mm	**optional**
RCT-RA260-T4	4mm	**optional**
RCT-RA260-T5	8mm	**optional**

SP CI ICATION O PR CISION CHUCKS

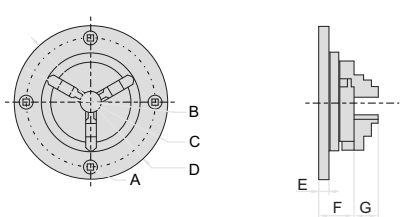

(mm)

Code	A	B	C	D			G	Clamping range		Remark
								external grip dia.	internal grip dia.	
RCT-RA260-C1	M5x0.8	16	100	118	8	28	13	Ø0.8~63	Ø23~58	**optional**
RCT-RA260-C2	M6x1.0	20	116	143	10.5	37	15	Ø1~81	Ø31~70	incl ded
RCT-RA260-C3	M6x1.0	26	140	168	10	39	19	Ø1~100	Ø36~90	**optional**

https://precishop.hu

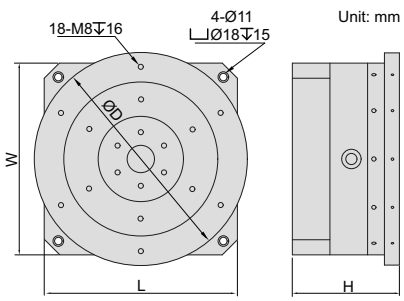

6875-320

air filter (incl ded)

- Man al rotation
- Optional accessory:
  high precision digital indicators (code **2133** series),
  hydra lic niversal magnetic stands (code **6274** series)

Code	Stage size ØD	Max. RPM	Air supply pressure	Max. load	Radial stiffness	Axial stiffness	Radial runout	Axial runout	L×W×H
6875-320	320mm	500rpm	5-6bar	100kg	250N/μm	500N/μm	<0.3μm	<0.3μm	272x272x161mm
6875-400	400mm	500rpm	5-6bar	100kg	250N/μm	500N/μm	<0.3μm	<0.3μm	272x272x161mm
6875-500	500mm	500rpm	5-6bar	100kg	250N/μm	500N/μm	<0.3μm	<0.3μm	272x272x191mm

Standard glass hemisphere (optional)

Code	Roundness
6875-BALL	0.05μm

*To check the acc racy of rotary table

6875-BALL

application

Clamp for glass hemisphere (optional)

Code
6875-CLAMP

6875-CLAMP

https://precishop.hu

SURFACE PROFILE MEASURING MACHINE
CODE SPM-1000

- Software is included, for surface profile measurement and data output
- Probe compensation
- Output as format txt, csv, etc.
- Large range design, the leverage ratio is 1:2.2, maintain the original accuracy of the sensor
- The overall structure of the Z-axis sensor does not have any elastic components, ensuring the measuring force is constant regardless the position of probe

standard probe
(height 32mm, included)

computer (included)

stage (included)

printer (included)

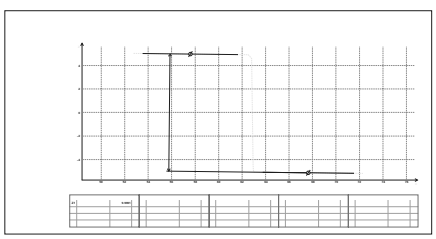

calibration

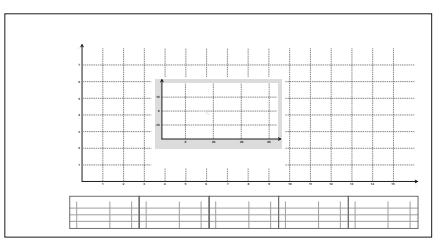

contour scanning

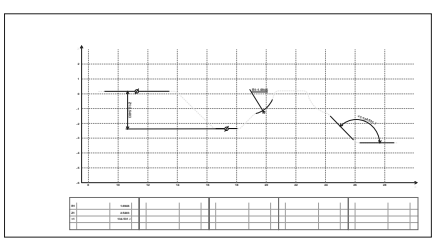

dimension measurement

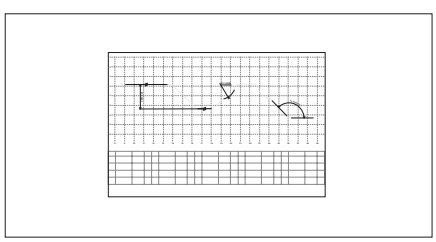

data output

SPECIFICATION

X axis measuring range	140mm
X axis resolution	0.2μm
X axis straightness	0.8μm/100mm
X axis moving speed	0.1~10mm/s
Z axis measuring range	±20mm
Z axis resolution	0.05μm
Z axis moving speed	0.5~10mm/s
Linear accuracy	±(1.5+|0.2H|)μm, H is measuring height in mm
Angular measuring accuracy	±2′
Arc measuring accuracy	±(2+R/8)μm, R is 2~10mm standard ball
Radius of probe tip	25μm
Moving direction	backward
Measuring force	6.86~9.8mN
Measuring unit	mm/inch
Traceable angle	72° (upward), 87° (downward)
Drive mode	motor
Travel of Z axis	430mm
Dimension (L×W×H)	1200×700×1780mm
Power supply	220±5%V, 50Hz
Weight	320kg





standard balls (included)



standard blocks (included)



standard shaft (included)

To be continued

https://precishop.hu

Contin ed from previo s page

STANDARD D LIV RY

Main unit	1 pc
Standard probe and arm	1 pc of each
Standard block	2 pcs
Standard ball	2 pcs
Standard shaft	1 pc
Stage	1 pc
Vise	1 pc
Measuring arm	1 pc
Computer	1 pc
Measurement software	1 pc
Printer	1 pc
Installation tools	1 set

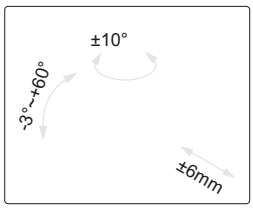

stage (incl ded)

vise (incl ded)

OPTIONAL ACC SSORY

Probe	refer to details

SP CI ICATION O PRO IL PROB S

Unit: mm

chisel stylus

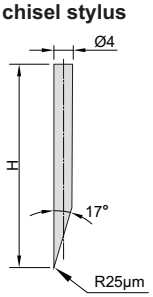

code **SPM-1000-T01** (H=32mm, incl ded)
code **SPM-1000-T02** (H=48mm, **optional**)
code **SPM-1000-T03** (H=68mm, **optional**)

cone stylus

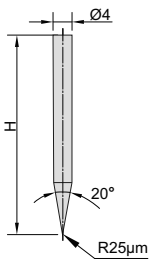

code **SPM-1000-Z01** (H=32mm, **optional**)
code **SPM-1000-Z02** (H=48mm, **optional**)
code **SPM-1000-Z03** (H=68mm, **optional**)

ball stylus

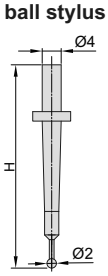

code **SPM-1000-R01** (H=32mm, **optional**)
code **SPM-1000-R02** (H=48mm, **optional**)
code **SPM-1000-R03** (H=68mm, **optional**)

standard arm, code SPM-1000-SP (incl ded), **stylus is not included**

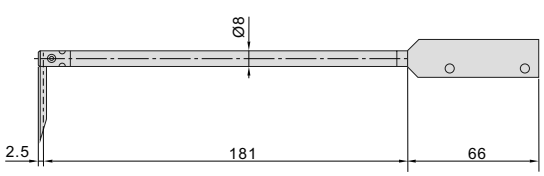

probe for small holes, code SPM-1000-SBP (optional), stylus is included

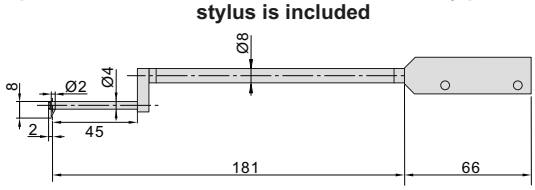

meas re the conto r of holes with diameter SØ8mm

transverse probe, code SPM-1000-LP (optional), stylus is included

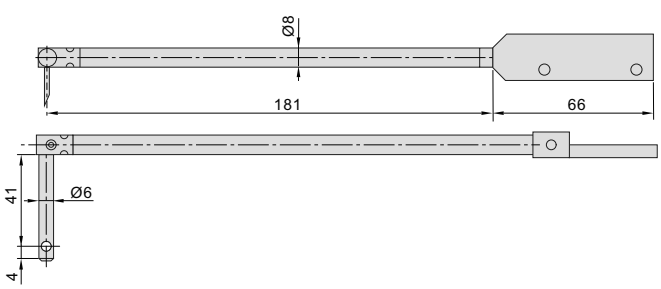

meas re the conto r of holes in radial direction

https://precishop.hu

ROUGHN SS AND PRO IL M ASURING MACHIN
COD SPM-2000

CAD profile comparison

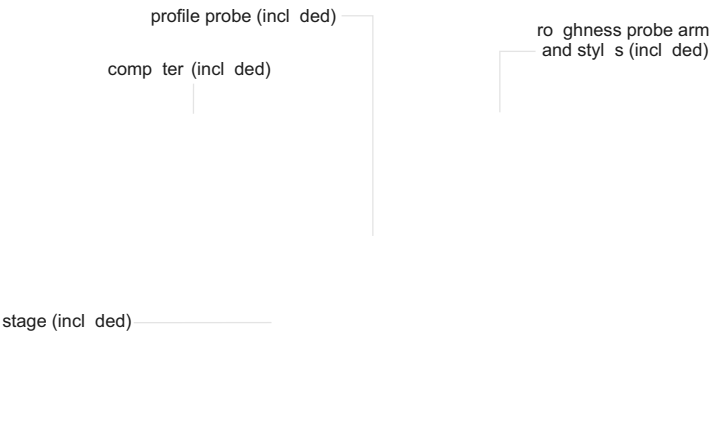

- Software is incl ded, for meas rement and data o tp t
- Profile sensor with low noise
- Wide range ro ghness sensor witho t skid
- Meet ISO1997, ISO1984, BS1988, DIN1990, ASME1995, JIS1982, JIS1994 standards
- 65 ro ghness parameters

PRO IL M ASUR M NT SP CI ICATION

X axis measuring range	140mm
X axis resolution	0.2μm
X axis traverse speed	0.05~15mm/s
Z axis measuring range	50mm
Z axis resolution	0.05μm
Z axis traverse speed	0.2~15mm/s
Straightness	0.5μm/100mm
Linear accuracy	±(0.8+|0.15H|)μm, H is meas ring height in mm
Angular measuring accuracy	±1′
Arc measuring accuracy	±(1.5+R/12)μm, R is 2~10mm standard ball
Measuring unit	μm/μin
Measuring speed	0.05~1mm/s
Traceable angle	72° (upward), 88° (downward)
Travel of Z axis	430mm
Power supply	220±5%V, 50Hz
Dimension (L×W×H)	1400×850×1780mm
Weight	350kg

ROUGHN SS M ASUR M NT SP CI ICATION

Roughness parameters	Ra, Rp, Rv, Rz, Rz (JIS), R3z, Rz (DIN), Rzj, Rmax, Rc, Rt, Rq, Rsk, Rk , Rsm, Rs , PΔq, Rk, Rpk, Rvk, Mr1, Mr2, Rmr
Waviness parameters	Wa, Wt, Wp, Wv, Wz, Wq, Wsm, Wsk, Wk , Wmr
Primary profile parameters	Pa, Pt, Pp, Pv, Pz, Pq, Psm, Psk, Pk , Pmr
Measuring range	±420μm
Resolution	0.001μm
Linear accuracy	≤±(5nm+2.8%)
Probe radius/angle	5μm/90°
Cut off	0.025/0.08/0.25/0.8/2.5/8mm
Number of cut-offs	2~7
Measuring unit	μm
Measuring speed	0.05~0.25mm/s

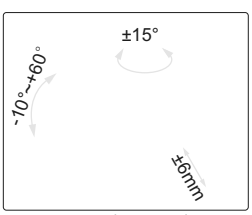

stage (incl ded)



vise (incl ded)

standard shaft (incl ded)



standard blocks (incl ded)

standard balls (incl ded)

To be contin ed

https://precishop.hu

Contin ed from previo s page

STANDARD D LIV RY

Main unit	1 pc
Calibration block	1 set
Roughness probe arm	1 pc
Roughness stylus	1 pc
Profile probe arm	1 pc
Profile chisel stylus	1 pc
Stage	1 set
Vise	1 set
Computer	1 pc
Software	1 set
Printer	1 pc
Installation tools	1 set

OPTIONAL ACC SSORY

Probe	refer to details

SP CI ICATION O ROUGHN SS PROB

standard probe, code SPM-2000-P (incl ded), **stylus is included**

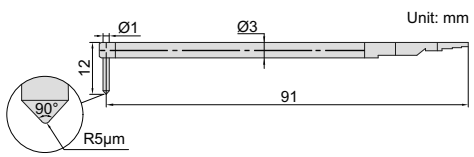

small roughness probe, code SPM-2000-P1 (optional), stylus is included

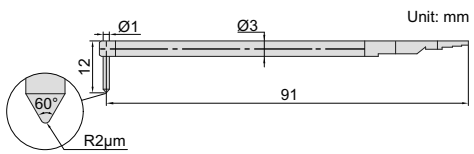

31

SP CI ICATION O PRO IL PROB S

Unit: mm

chisel stylus

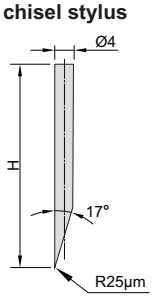

code **SPM-1000-T01** (H=32mm, incl ded)
code **SPM-1000-T02** (H=48mm, **optional**)
code **SPM-1000-T03** (H=68mm, **optional**)

cone stylus

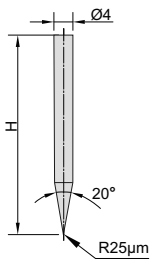

code **SPM-1000-Z01** (H=32mm, **optional**)
code **SPM-1000-Z02** (H=48mm, **optional**)
code **SPM-1000-Z03** (H=68mm, **optional**)

ball stylus

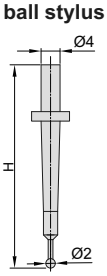

code **SPM-1000-R01** (H=32mm, **optional**)
code **SPM-1000-R02** (H=48mm, **optional**)
code **SPM-1000-R03** (H=68mm, **optional**)

standard arm, code SPM-1000-SP (incl ded), **stylus is not included**

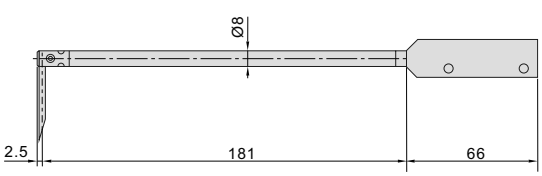

probe for small holes, code SPM-1000-SBP (optional), stylus is included

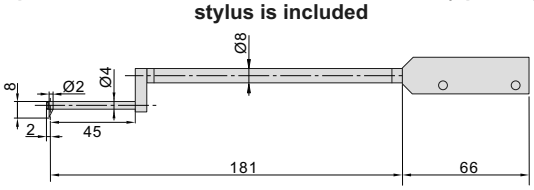

meas re the conto r of holes with diameter SØ8mm

transverse probe, code SPM-1000-LP (optional), stylus is included

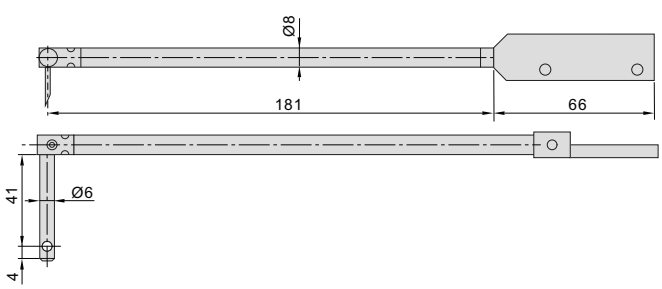

meas re the conto r of holes in radial direction

https://precishop.hu

ROUGHNESS AND PROFILE MEASURING MACHINE (ON PROBE TYPE) CODE SPM-5000

- Roughness, waviness, and profile analysis can be achieved with just one measurement
- Can measure all roughness and waviness parameters
- Can be used for automatic measurement system
- Air flotation and shockproof system to reduce measurement deviation
- Free to edit measurement reports

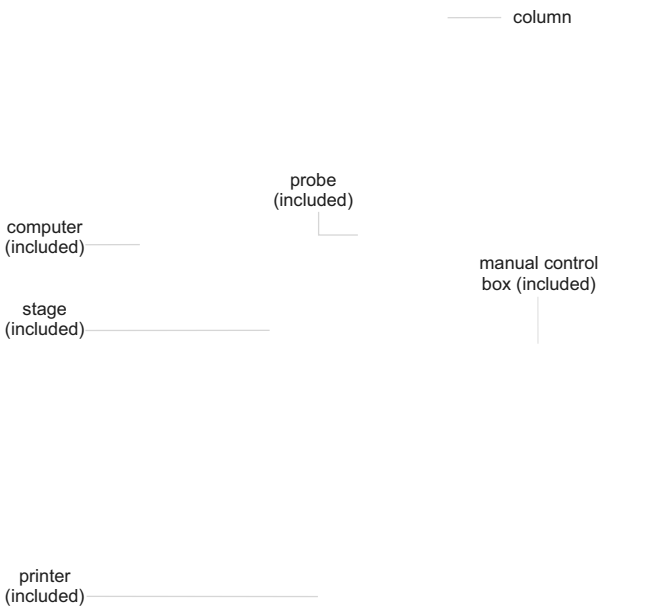

PROFILE MEASUREMENT SPECIFICATION

X axis measuring range	100mm
X axis resolution	0.2μm
X axis traverse speed	0.05~50mm/s
X axis linear accuracy	±(0.8+|0.015L|)μm, L is measuring length in mm
Z axis measuring range	±10mm
Z axis resolution	0.01μm
Z axis traverse speed	0.2~50mm/s
Z axis linear accuracy	±(0.5+|0.08H|)μm, H is measuring height in mm
Angular measuring accuracy	±1′
Arc measuring accuracy	±(1+R/12)μm, R is 2~10mm standard ball
Straightness	0.3μm/100mm,
Measuring unit	mm/inch
Travel of Z axis	320mm
Power supply	220±5%V, 50Hz
Dimension (L×W×H)	1700×820×1900mm
Weight	500kg


standard balls (included)


standard shaft (included)

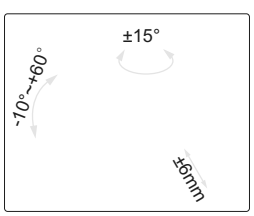

stage (included)

ROUGHNESS MEASUREMENT SPECIFICATION

Roughness parameters	Ra, Ramax, Ramin, Rasd, Rp, Rpmax, Rpmin, Rpsd, Rv, Rvmax, Rvmin, Rvsd, Rz, Rzmax, Rzmin, Rzsd, R3z, Rc, Rcmax, Rcmin, Rcsd, Rt, Rq, Rqmax, Rqmin, Rdsd, Rsk, Rskmax, Rskmin, Rsksd, Rk , Rk max, Rk min, Rk sd, Rsm, Rsmmax, Rsmmin, Rsmsd, Rs, RΔa, RΔamax, RΔamin, RΔasd, RΔq, RΔqmax, RΔqmin, RΔqsd, Rk, Rpk, Rvk, Mr1, Mr2, Rλa, Rλamax, Rλamin, Rλasd, Rλq, Rλqmax, Rλqmin, Rλqsd, Rδc, Rpc, Rmr
Waviness parameters	Wa, Wamax, Wamin, Wasd, Wsa, Wca, Wa08, Wc, Wcmax, Wcmin, Wcsd, Wt, Wz, Wzmax, Wzmin, Wzsd, Wp, Wpmax, Wv, Wvmax, Wvmin, Wvsd, Wq, Wqmax, Wqmin, Wqsd, Wsm, Wsmmax, Wsmmin, Wsmsd, Wsk, Wskmax, Wskmin, Wsksd, Wk , Wk max, Wk min, Wk sd, WΔq, WΔqmax, WΔqmin, WΔqsd, Wδc, Wmr, Wpsd, Wpmin
Original profile parameters	Pa, Pt, Pp, Pc, Pv, Pz, Pq, Psm, Psk, Pku, RzJ, Rpq, Rvq, Rmq, Pmr, PΔq, Avh, Hmax, Hmin, Area, Pδc, Tilta
Motif parameters	Ncrx, R, Rx, AR, Nr, Cpm, Sr, Sar, W, Wx, Aw, Wte, Nw, Sw, Saw
Measuring range	±10mm
Resolution	0.01μm
Linear accuracy	≤±(4nm+2.5%)
Probe radius/angle	5μm/90°
Cut off	0.025/0.08/0.25/0.8/2.5/8mm
Number of cut-offs	2~7
Measuring unit	μm
Measuring speed	0.1~2mm/s

vise (included)


standard blocks (included)

To be continued

https://precishop.hu

Contin ed from previo s page

STANDARD D LIV R Y

Main unit (including workbench, controller, driver, sensor)	1 pc
Calibration block	1 set
Probe arm	1 pc
Stylus	1 pc
Air flotation and shockproof system	1 set
Stage	1 set
Vise	1 set
Computer	1 pc
Software	1 set
Printer	1 pc
Installation tools	1 set

OPTIONAL ACC SSORY

Probe	refer to details

SP CI ICATION O STANDARD PROB Unit: mm

standard stylus , code SPM-5000-R1 (incl ded)

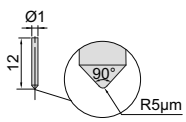

SP CI ICATION O PRO IL PROB S Unit: mm

chisel stylus

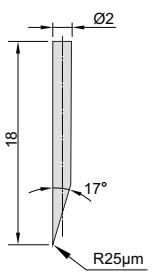

code **SPM-5000-T01** (**optional**)

standard arm, code SPM-5000-P1 (included), **stylus is not included**

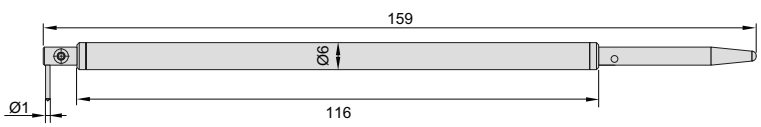

cone stylus

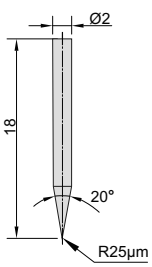

code **SPM-5000-Z01** (**optional**)

profile arm, code SPM-5000-P2 (**optional**), **stylus is not included**

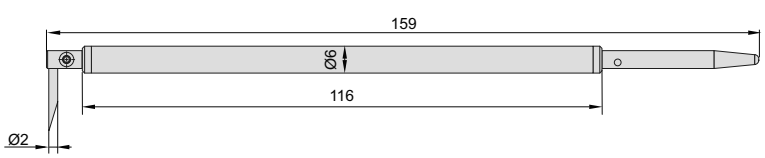

ball stylus

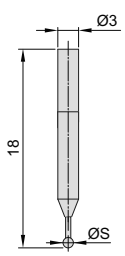

code **SPM-5000-S01** (ØS=1mm, **optional**)
code **SPM-5000-S02** (ØS=2mm, **optional**)

profile arm, code SPM-5000-P3 (**optional**), **stylus is not included**

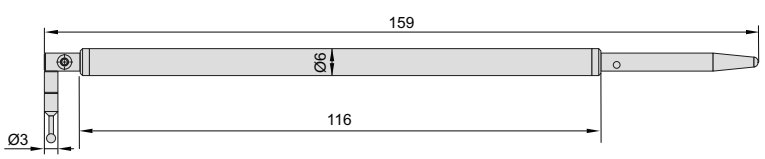

https://precishop.hu

BIDIRECTIONAL ROUGHNESS AND PROFILE MEASURING MACHINE
COD SPM-6000

- Intelligent tracking control system, real-time scanning meas rement
- Bidirectional probe meas rement
- Constant meas ring force
- Can be sed to meas re absol te diameters
- Real time variable speed meas rement, high-speed meas rement can also ens re acc racy
- The trajectory of the probe is vertical, with more realistic Z-axis coordinate point and large range
- The profile data point clo d spacing is consisten, enabling high acc racy meas rement

PRO IL M ASUR M NT SP CI ICATION

X axis measuring range	325mm
X axis resolution	0.01μm
X axis traverse speed	0.1~10mm/s
X axis straightness	0.5μm/100mm
X axis linear accuracy	±(1.5+|0.15L|)μm, L is meas ring length in mm
X axis measuring speed	0.1~2mm/s
Z axis measuring range	325mm
Z axis resolution	0.05μm
Z axis traverse speed	0.1~10mm/s
Z axis straightness	0.5μm/100mm
Z axis linear accuracy	±(1.5+|0.15H|)μm, H is meas ring height in mm
Z axis measuring speed	0.1~2mm/s
Angular measuring accuracy	±2′
Arc measuring accuracy	±(2+R/8)μm
Measuring unit	mm/inch
Traceable angle	72° (pward), 89° (downward)
Power supply	220±5%V, 50Hz
Dimension (L×W×H)	1700×820×1900mm
Weight	500kg

ROUGHN SS M ASUR M NT SP CI ICATION

Roughness parameters	Ra, Ramax, Ramin, Rasd, Rp, Rpmax, Rpmin, Rpsd, Rv, Rvmax, Rvmin, Rvsd, Rz, Rzmax, Rzmin, Rzsd, R3z, Rc, Rcmax, Rcmin, Rcsd, Rt, Rq, Rqmax, Rqmin, Rdsd, Rsk, Rskmax, Rskmin, Rsksd, Rk , Rk max, Rk min, Rk sd, Rsm, Rsmmax,Rsmmin, Rsmsd, Rs, RΔa, RΔamax, RΔamin, RΔasd, RΔq, RΔqmax, RΔqmin, RΔqsd, Rk, Rpk, Rvk, Mr1, Mr2, Rλa,Rλamax, Rλamin, Rλasd, Rλq, Rλqmax, Rλqmin, Rλqsd, Rδc, Rpc, Rmr
Waviness parameters	Wa, Wamax, Wamin, Wasd, Wsa, Wca, Wa08, Wc, Wcmax, Wcmin, Wcsd, Wt, Wz, Wzmax, Wzmin, Wzsd, Wp, Wpmax, Wv, Wvmax, Wvmin, Wvsd, Wq, Wqmax, Wqmin, Wqsd, Wsm, Wsmmax, Wsmmin, Wsmsd, Wsk, Wskmax, Wskmin, Wsksd, Wk , Wk max, Wk min, Wk sd, WΔq, WΔqmax, WΔqmin, WΔqsd, Wδc, Wmr, Wpsd, Wpmin
Original profile parameters	Pa, Pt, Pp, Pc, Pv, Pz, Pq, Psm, Psk, Pk , RzJ, Rpq, Rvq, Rmq, Pmr, PΔq, Avh, Hmax, Hmin, Area, Pδc, Tilta
Motif parameters	Ncrx, R, Rx, AR, Nr, Cpm, Sr, Sar, W, Wx, Aw, Wte, Nw, Sw, Saw
Resolution	0.01μm
Linear accuracy	≤±(20nm+5%)
Probe radius/angle	5μm/90°
Cut off	0.025/0.08/0.25/0.8/2.5/8mm
Number of cut-offs	2~7
Measuring unit	μm
Measuring speed	0.1~2mm/s

To be contin ed

https://precishop.hu

Contin ed from previo s page

standard balls (incl ded)

standard shaft (incl ded)

STANDARD D LIV R Y

Main unit (including workbench, controller, driver, sensor)	1 set
Calibration block	1 set
Profile arm	1 pc
Bidirectional profile stylus	1 pc
Roughness arm	1 pc
Unidirectional roughness stylus	1 pc
Stage	1 pc
Vise	1 pc
Computer	1 pc
Software	1 set
Printer	1 pc
Installation tools	1 set


vise (incl ded)

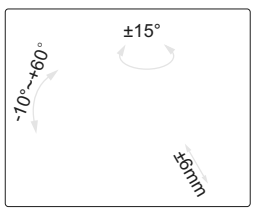

stage (incl ded)

standard blocks (incl ded)

APPLICATION EXAMPLES


roller bearing


hub bearing


slider


valve spool


thread

To be contin ed

https://precishop.hu

Contin ed from previo s page

SPECIFICATION OF PROBES

Unit: mm

bidirectional spherical stylus
code **SPM-6000-R01 (optional)**

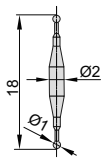

unidirectional roughness stylus
code **SPM-6000-S01** (included)

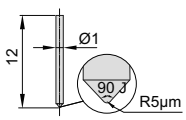

bidirectional roughness stylus
code **SPM-6000-S02 (optional)**

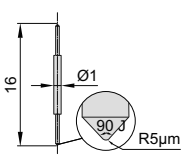

bidirectional chisel stylus
code **SPM-6000-T01** (H=16mm, incl ded)
code **SPM-6000-T02** (H=24mm, **optional**)
code **SPM-6000-T03** (H=30mm, **optional**)

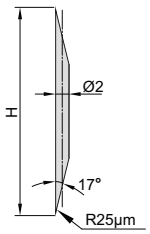

bidirectional cone stylus
code **SPM-6000-Z01** (H=12mm, Ød=2mm, **optional**)
code **SPM-6000-Z02** (H=24mm, Ød=2mm, **optional**)
code **SPM-6000-Z03** (H=10mm, Ød=1mm, **optional**)

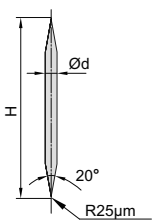

profile arm,
code **SPM-6000-ARM1**
(incl ded)

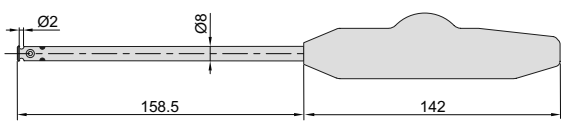

roughness arm,
code **SPM-6000-ARM2**
(incl ded)

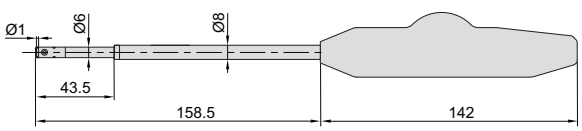

ROUGHN SS M ASURING MACHIN
COD SPM-4000

- Skidless probe
- H ndreds of parameters can be eval ated, s ch as ro ghness profile, waviness profile, primary profile, etc.
- Software is incl ded, for meas rement and data o tp t

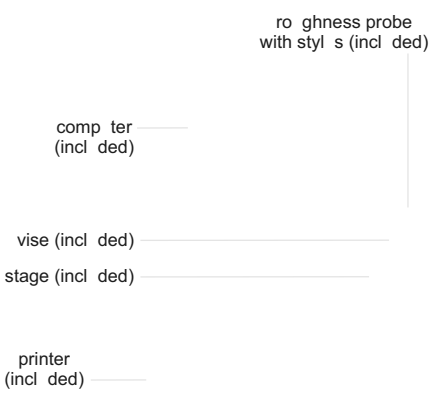

STANDARD D LIV R Y

Main unit	1 pc
Roughness probe (with stylus)	1 pc
Calibration block	1 pc
Stage	1 pc
Vise	1 pc
Computer	1 pc
Software	1 set
Printer	1 pc
Installation tools	1 set

To be contin ed

https://precishop.hu

Contin ed from previo s page



calibration



meas rement

parameter meas rement

data o tp t

SP CI ICATION

Roughness parameters	Ra, Rp, Rv, Rz, Rz (JIS), R3z, Rz (DIN), Rzj, Rmax, Rc, Rt, Rq, Rsk, Rk , Rsm, Rs, RΔq, Rk, Rpk, Rvk, Mr1, Mr2, Rmr
Waviness parameters	Wa, Wt, Wp, Wv, Wz, Wq, Wsm, Wsk, Wk , Wmr
Primary profile parameters	Pa, Pt, Pp, Pv, Pz, Pq, Psm, Psk, Pk , Pmr
X axis measuring range	100mm
X axis resolution	0.2μm
X axis straightness	0.5μm/100mm
X axis moving speed	0.1~10mm/s
Z axis measuring range	±420μm
Z axis resolution	0.001μm
Z axis linear accuracy	≤±(7nm+3.5%)
Z axis moving speed	0.5~10mm/s
Z axis repeatability	1δ≤2nm
Radius/angle of stylus	5μm/90°
Cut off length	0.025/0.08/0.25/0.8/2.5/8mm
Number of cut-offs	2~7
Measuring unit	μm
Drive mode	motor
Travel of Z axis	320mm
Dimension (LxWxH)	1200×700×1780mm
Power supply	220±5%V, 50Hz
Weight	320kg



calibration block (incl ded)



vise (incl ded)

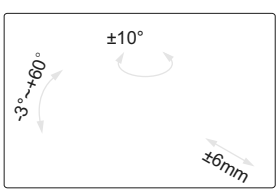

stage (incl ded)

OPTIONAL ACC SSORY

Small roughness probe	refer to details

SP CI ICATION O ROUGHN SS PROB

Unit: mm

standard probe, code SPM-4000-P (incl ded)

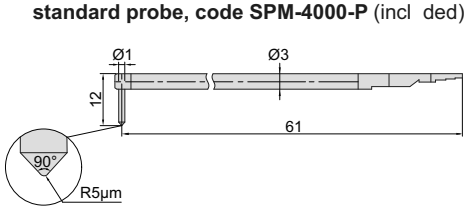

small roughness probe, code SPM-4000-P1 (optional)

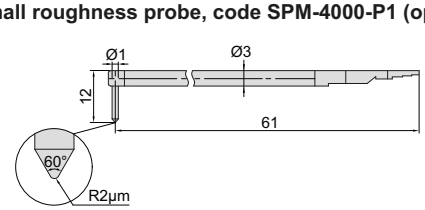

https://precishop.hu

ROUGHNESS TESTER (COMPACT TYPE)
CODE ISR-C200

BLUETOOTH | DATA OUTPUT | PROBE CAN BE CHANGED

INSIZE PLUS
MADE IN EU OPE



- The product is light, reliable and durable
- 13 roughness parameters
- Can be operated by mobile phones (only Android system) or computers
- Measurement results can be exported in Excel and PDF ormat
- Memory o 18000 measurements with only parameters or 30 measurements with graph
- Automatic power o

probe can be set at 90°,
or transverse measurement

probe cover (included)

adjustable stand (included)

measuring so tware (included), connect to mobile phones via bluetooth (only Android system) to control roughness tester, or connect to computers via USB cable or bluetooth to control roughness tester, display roughness values and curve, results can be exported in Excel and PDF ormat

To be continued

https://precishop.hu

Continued rom pevious page

magnetic stand adapter (included)



can be installed on magnetic stands

dial test indicator holder (**optional**)

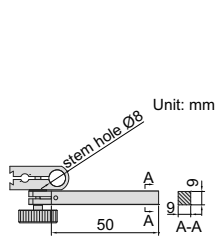

can be installed on height gages

SPECIFICATION

Parameters		Ra, Rq, Rt, Rz, Rc, Rmax, RSm, Rpc, Pt, R, AR, Rx, Ppc
Range	**X axis**	17.5mm
	Z axis	250μm
Accuracy		±(5%+0.025)μm
Resolution (Ra)		0.001μm
Probe	**type**	inductive
	stylus radius/angle	2μm/90°
	stylus material	diamond
Measuring unit		μm/μin
Cut off		0.25/0.8/2.5mm
Number of cut-off		1~5
Moving speed		0.5mm/s, 1mm/s
Memory		18000 measurements with only parameters, 30 measurements with graph
Power		built-in rechargeable battery
Dimension (L×W×H)		1 @0×34×33.5mm
Weight		200g

STANDARD DELIVERY

Main unit	1 pc
Standard probe	1 pc
Calibration block	1 pc
Adjustable stand	1 pc
Probe cover	1 pc
Magnetic stand adapter	1 pc
Software and USB cable	1 pc
AC/DC adapter	1 pc

OPTIONAL ACCESSORY

Dial test indicator holder	5**293-** 5
Groove probe	**ISR-C200-SB21**
Small hole probe	**ISR-C200-SB31**
Deep groove probe	**ISR-C200-SB121**
Extension rod	**ISR-C200-ER50**
Extension rod	**ISR-C200-ER100**

SPECIFICATION OF PROBES

Unit: mm

standard probe (included)

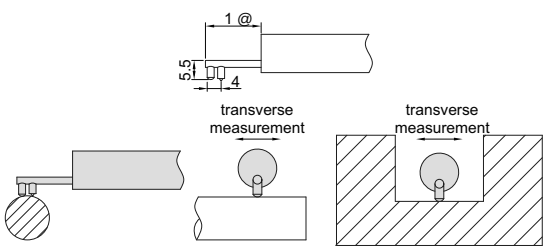

measurement or plane sur aces, also transverse measurement or plane sur aces, cylinders and grooves

groove probe (optional), code ISR-C200-SB21

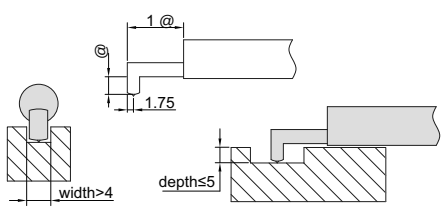

measure plane sur aces and grooves

small hole probe (optional), code ISR-C200-SB31

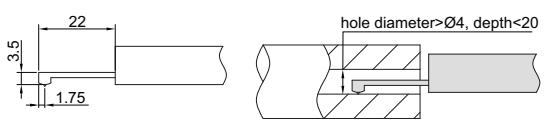

measure holes with diameter>Ø4mm and depth<20mm

deep groove probe (optional), code ISR-C200-SB121

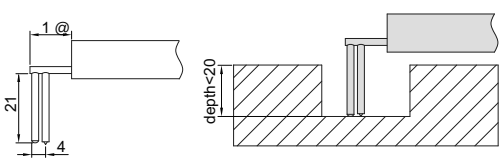

measure grooves with depth<20mm

extension rod (optional), code ISR-C200-ER50

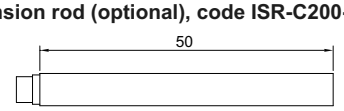

or long holes

extension rod (optional), code ISR-C200-ER100

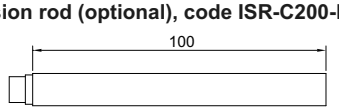

or long holes

https://precishop.hu

ROUGHNESS TESTER
CODE ISR-C002

BLUETOOTH | DATA OUTPUT | CAN BE OPERATED BY MOBILE PHONES OR COMPUTERS

- Roughness tester can be operated by mobile phones (only Android system) or computers
- Data can be sent to Excel by connecting to computers via bluetooth or SPC cable
- Support bluetooth printer
- 21 roughness parameters
- Display roughness value, pro ile and curve
- Memory o maximum 100 results
- Automatic power o

so tware lash disk (included)

screen display

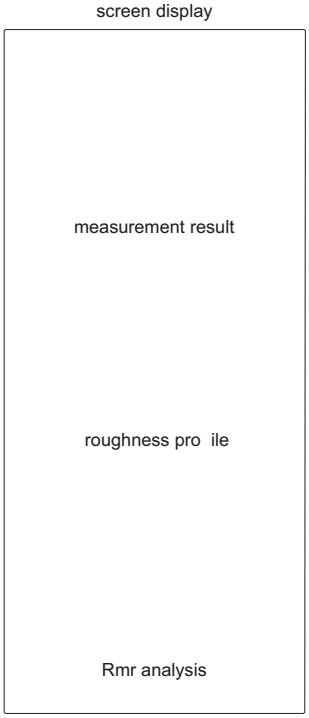

probe cover (included)



adjustable stand (included)

operate roughness tester by mobile phones



operate roughness tester by computers

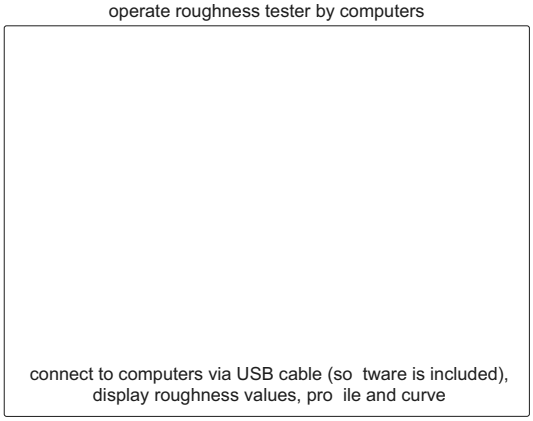

data can be sent to Excel by connecting to computer via bluetooth or SPC cable

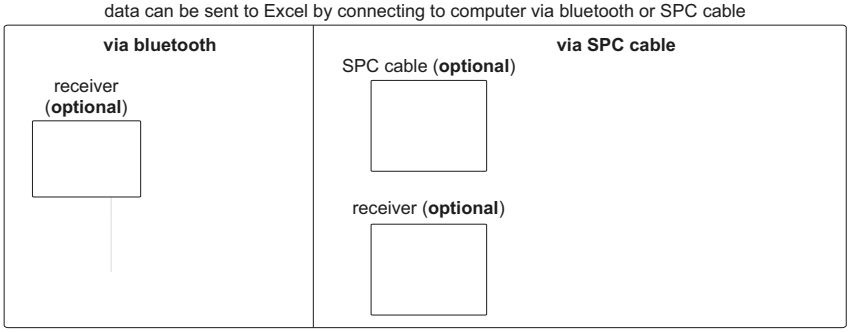

bluetooth printer (**optional**)



To be continued

https://precishop.hu

Continued rom previous page

light duty test stand (**optional**)

the maximum workpiece height is 220mm

heavy duty test stand (**optional**)

the maximum workpiece height is 310mm

Unit: mm

extension rod (optional), code ISR-C002-ER

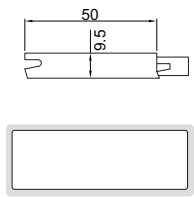

transverse rod (optional), code ISR-C002-TR

tiny hole probe (optional), code ISR-C002-SBP

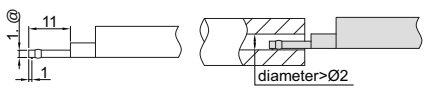

deep groove probe (optional), code ISR-C002-DGP

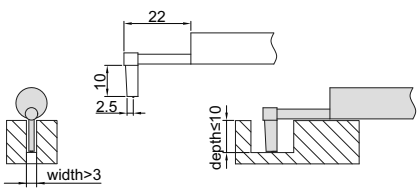

deep groove probe (optional), code ISR-C002-DGP1

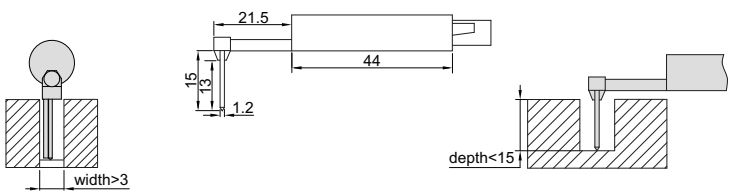

SPECIFICATION

Parameters		Ra, Rz, Rq, Rv, Rp, RS, R3z, R3y, Rt, Rz (JIS), Rk, Rku, Rsm, Rpc, Rpk, Rvk, Rsk, Mr1, Mr2, Ry (JIS), Rmax
Range		320μm (-1 @0μm~1 @0μm)
Accuracy		±10%
Resolution (Ra)		0.001μm
Probe	**type**	inductive
	stylus radius/angle	5μm/90°
	stylus material	diamond
Measuring force		4mN
Measuring unit		μm/μin
Cut off		0.25/0.8/2.5mm
Number of cut-off		1 to 5
Moving speed		0.5mm/s, 1mm/s
Memory		100 measurement results
Output		bluetooth and USB
Power		built-in rechargeable battery
Dimension (L×W×H)		141×55×40mm
Weight		400g

STANDARD DELIVERY

Main unit	1 pc
Standard probe	1 pc
Calibration block and support	1 pc o each
Adjustable stand	1 pc
Probe cover	1 pc
Software and USB cable	1 pc
AC/DC adapter	1 pc

OPTIONAL ACCESSORY

Extension rod	**ISR-C002-ER**
Transverse rod	**ISR-C002-TR**
Tiny hole probe	**ISR-C002-SBP**
Deep groove probe	**ISR-C002-DGP**
Deep groove probe	**ISR-C002-DGP1**
Light duty test stand	**ISR-C002-STAND1**
Heavy duty test stand	**ISR-C002-STAND**
Bluetooth printer	**ISR-C002-PRINTER**
Receiver	**ISR-C300-RECEIVER**
SPC cable	**ISR-C300-SPC**

*Need to be delivered with roughness tester **ISR-C002**

https://precishop.hu

ROUGHNESS TESTER (SEPARABLE TYPE)
CODE ISR-C300

BLUETOOTH | TOUCH SCREEN | CAN BE OPERATED BY COMPUTERS OR MOBILE PHONES | DATA OUTPUT

POPULAR MODEL

- Roughness tester can be operated by mobile phones (only Android system) or computers
- Data can be sent to Excel by connecting to computers via bluetooth or SPC cable
- Support bluetooth printer
- 22 roughness parameters
- Meet ISO, DIN, ANSI, JIS standards
- Display roughness values, pro ile and curve
- Memory o maximum 100 data and wave orm
- Built-in lithium battery, working time more than 50 hours
- Touch screen
- Automatic power o

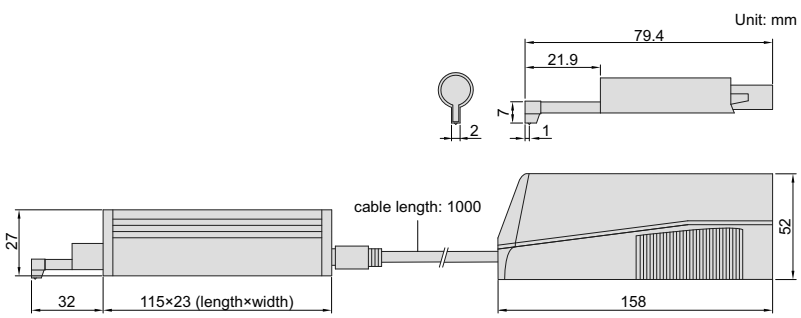

roughness tester screen display

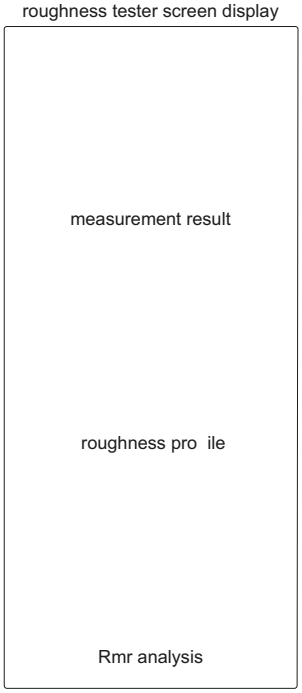



so tware lash disk (included)

probe and main unit can be combined together

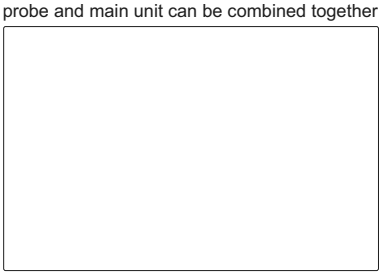

operate roughness tester by mobile phones



connect to mobile phones via bluetooth (only Android system), display roughness values, pro ile and curve

operate roughness tester by computers

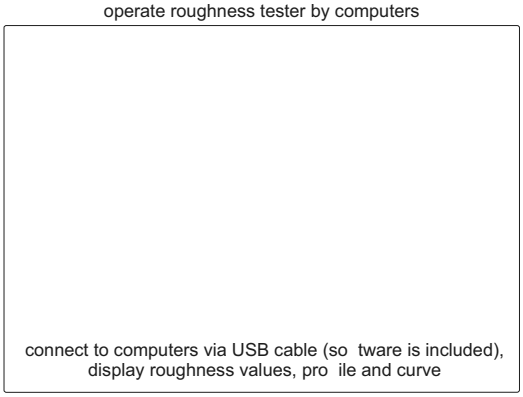

connect to computers via USB cable (so tware is included), display roughness values, pro ile and curve

To be continued

https://precishop.hu

Continued rom pevious page

data can be sent to Excel by connecting to computer via bluetooth or SPC cable

via bluetooth

receiver (**optional**)

via SPC cable

SPC cable (**optional**)

receiver (**optional**)

bluetooth printer (**optional**)

probe support (**optional**)

support or lat sur ace

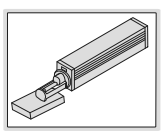

support or cylindrical sur ace

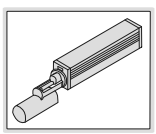

adjustable stand (included)

height is adjustable (40mm)

magnetic stand adapter (included)

Ø8mm



can be installed on magnetic stands

height gage adapter (**optional**)

9×9mm



can be installed on height gages

NOTE: Please check whether the adapter can it your height gages. When using **INSIZE** height gages, please use the dial test indicator holder o height gages

light duty test stand (**optional**)

the maximum workpiece height is 220mm

heavy duty test stand (**optional**)

the maximum workpiece height is 310mm

To be continued

https://precishop.hu

Continued rom pevious page

optional probes

Unit: mm

extension rod (optional), code ISR-C002-ER

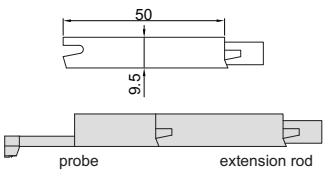

small hole probe (optional), code ISR-C002-PROBE

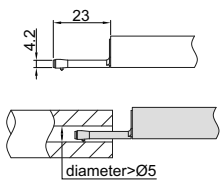

tiny hole probe (optional), code ISR-C002-SBP

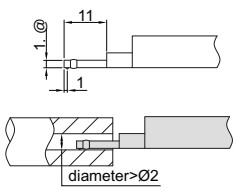

2μm/ 50° probe (optional), code ISR-C300-P2UM (When Ra<0.5μm, the accuracy with this probe is better)

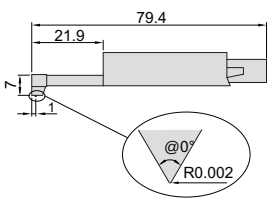

deep groove probe (optional), code ISR-C002-DGP

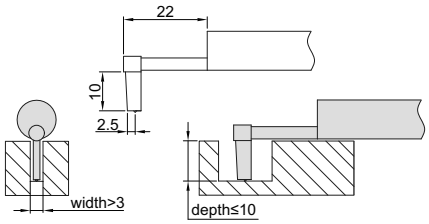

deep groove probe (optional), code ISR-C002-DGP1

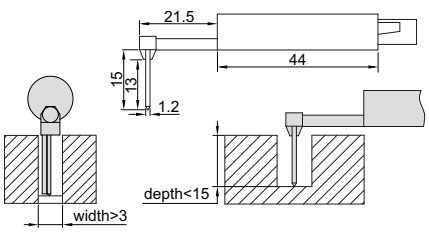

SPECIFICATION

Parameters		Ra, Rz, Rq, Rv, Rp, Rs, R3z, R3y, Rt, Rc, Rz (JIS), Rk, Rku, Rsm, Rpc, Rpk, Rvk, Rsk, Mr1, Mr2, Ry, Rmax
Range	**X axis**	17.5mm
	Z axis	320μm (-1 @0μm~1 @0μm)
Accuracy		±10%
Resolution (Ra)		0.001μm
Probe	**type**	inductive
	stylus radius/angle	5μm/90°
	stylus material	diamond
Measuring force		4mN
Measuring unit		μm/μin
Cut off		0.25/0.8/2.5mm
Number of cut-offs		1~5
Moving speed		0.135mm/s, 0.5mm/s, 1mm/s
Memory		100 measurement results
Output		USB and bluetooth
Power		built-in rechargeable battery
Dimension (L×W×H)		158× @4×52mm
Weight		400g

STANDARD DELIVERY

Main unit	1 pc
Standard probe	1 pc
Calibration block and support	1 pc o each
Connecting cable (long and short)	1 pc o each
Magnetic stand adapter	1 pc
Adjustable stand	1 pc
Touch pen	1 pc
Software and USB cable	1 pc
AC/DC adapter	1 pc

OPTIONAL ACCESSORY

Extension rod	**ISR-C002-ER**
Small hole probe	**ISR-C002-PROBE**
Tiny hole probe	**ISR-C002-SBP**
Deep groove probe	**ISR-C002-DGP**
Deep groove probe	**ISR-C002-DGP1**
2μm/ 50°probe	**ISR-C300-P2UM**
Bluetooth printer	**ISR-C002-PRINTER**
Height gage adapter	**ISR-C300-LB1**
Receiver	**ISR-C300-RECEIVER**
SPC cable	**ISR-C300-SPC**
Support for flat surface	**ISR-C300-COVER1**
Support for cylindrical surface	**ISR-C300-COVER2**
Light duty test stand	**ISR-C002-STAND1**
Heavy duty test stand	**ISR-C002-STAND**

* Need to be delivered with roughness tester **ISR-C300**

https://precishop.hu

DATA OUTPUT | BLUETOOTH | TOUCH SCREEN | CAN BE OPERATED BY MOBILE PHONES OR COMPUTERS

ROUGHNESS TESTER
CODE ISR-T120



- Roughness tester can be operated by mobile phones (only Android system) or computers
- Data can be sent to Excel by connecting to computers via bluetooth or SPC cable
- Built-in printer can print measurement results and graphics
- 22 roughness parameters
- Meet ISO, DIN, ANSI, JIS standards
- Display roughness values, pro ile and curve
- Memory o maximum 100 data and wave orm
- Built-in lithium battery, working time more than 50 hours
- Automatic power o

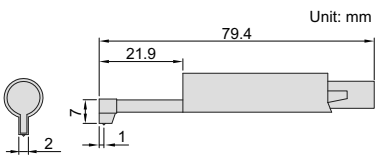

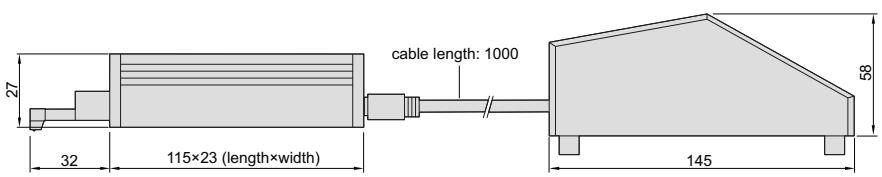

roughness tester screen display

measurement result

roughness pro ile

Rmr analysis

operate roughness tester by mobile phones

connect to mobile phones via bluetooth (only Android system), display roughness values, pro ile and curve

operate roughness tester by computers

connect to computers via USB cable (so tware is included), display roughness values, pro ile and curve

To be continued

https://precishop.hu

Continued rom pevious page

probe support (**optional**)

support or cylindrical sur ace

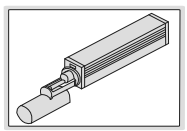

support or lat sur ace

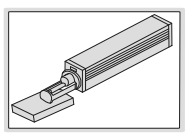

data can be sent to Excel by connecting to computer via bluetooth or SPC cable

via bluetooth

receiver (**optional**)

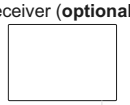

via SPC cable

SPC cable (**optional**)

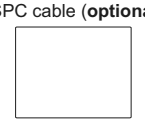

receiver (**optional**)

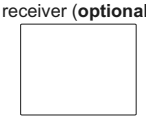

height gage adapter (**optional**)



can be installed on height gages

magnetic stand adapter (included)



can be installed on magnetic stands

NOTE: Please check whether the adapter can it your height gages. When using **INSIZE** height gages, please use the dial test indicator holder o height gages

optional probes

Unit: mm

extension rod (optional), code ISR-C002-ER

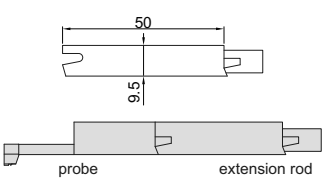

small hole probe (optional), code ISR-C002-PROBE

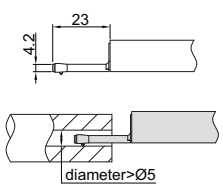

tiny hole probe (optional), code ISR-C002-SBP

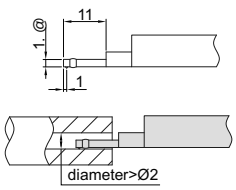

2μm/ 50° probe (optional), code ISR-C300-P2UM (When Ra<0.5μm, the accuracy with this probe is better)

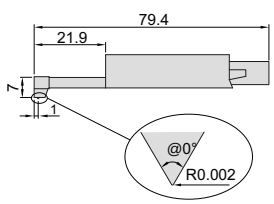

deep groove probe (optional), code ISR-C002-DGP

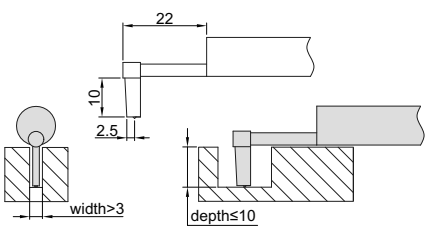

deep groove probe (optional), code ISR-C002-DGP1

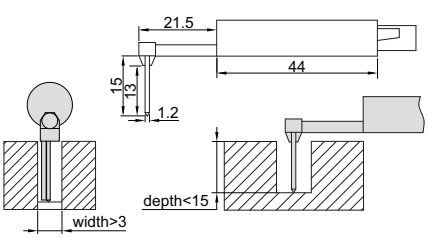

To be continued

https://precishop.hu

Continued rom pevious page

light duty test stand (**optional**)



the maximum workpiece height is 220mm

heavy duty test stand (**optional**)



the maximum workpiece height is 310mm

SPECIFICATION

Parameters		Ra, Rz, Rq, Rv, Rp, Rs, R3z, R3y, Rt, Rc, Rz (JIS), Rk, Rku, Rsm, Rpc, Rpk, Rvk, Rsk, Mr1, Mr2, Ry, Rmax
Range	**X axis**	17.5mm
	Z axis	@40μm (-320μm~320μm)
Accuracy		±10%
Resolution (Ra)		0.001μm
Probe	**type**	inductive
	stylus radius/angle	5μm/90°
	stylus material	diamond
Measuring force		4mN
Measuring unit		μm/μin
Cut off		0.25/0.8/2.5mm
Number of cut-offs		1~5
Traverse speed		0.135mm/s, 0.5mm/s, 1mm/s
Memory		100 measurement results
Output		bluetooth and USB
Power		built-in rechargeable battery
Dimension (L×W×H)		155×145×58mm
Weight		1000g

STANDARD DELIVERY

Main unit	1 pc
Standard probe	1 pc
Calibration block and support	1 pc o each
Magnetic stand adapter	1 pc
Adjustable stand	1 pc
Touch pen	1 pc
Software and USB cable	1 pc
AC/DC adapter	1 pc

OPTIONAL ACCESSORY

Extension rod	**ISR-C002-ER**
Small hole probe	**ISR-C002-PROBE**
Tiny hole probe	**ISR-C002-SBP**
2μm/ 50°probe	**ISR-C300-P2UM**
Deep groove probe	**ISR-C002-DGP**
Deep groove probe	**ISR-C002-DGP1***
Height gage adapter	**ISR-C300-LB1**
Receiver	**ISR-C300-RECEIVER**
SPC cable	**ISR-C300-SPC**
Support for flat surface	**ISR-C300-COVER1**
Support for cylindrical surface	**ISR-C300-COVER2**
Light duty test stand	**ISR-C002-STAND1**
Heavy duty test stand	**ISR-C002-STAND**

*Need to be delivered with roughness tester **ISR-T120**

https://precishop.hu

ROUGHNESS TESTER (BASIC TYPE)
CODE ISR-C003

ATTENTION: THIS ROUGHNESS TESTER IS NOT SUITABLE FOR ROUGH TURNING, MILLING AND PLANING WORKPIECES

- Unit: µm, µin
- Automatic power o

SPECIFICATION

Parameters		Ra, Rz, Rq, Rt
Range		Ra, Rq: 0.05~15µm Rz, Rt: 0.1~50µm
Accuracy		±10%
Resolution (Ra)		0.01µm
Probe	type	piezoelectric
	stylus radius/angle	10µm/90°
	stylus material	diamond
Measuring force		5mN
Measuring unit		µm/µin
Cut off		0.25/0.8/2.5mm
Evaluation length		1.25mm or cut o 0.25mm 4mm or cut o 0.8mm 5mm or cut o 2.5mm
Moving speed		0.75mm/s
Power		built-in rechargeable battery
Dimension (L×W×H)		10 @×70×24mm
Weight		200g

STANDARD DELIVERY

Main unit	1 pc
Calibration block	1 pc
AC/DC adapter	1 pc

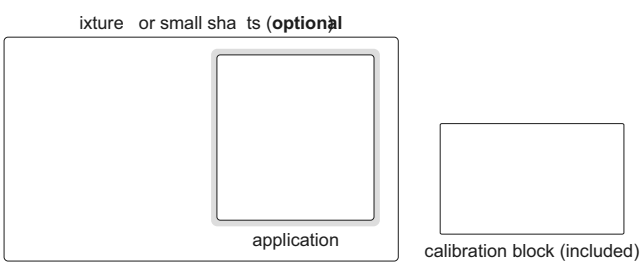

OPTIONAL ACCESSORY

Fixture for small shafts	ISR-C003-FIXTURE

SURFACE ROUGHNESS SPECIMEN SET
CODE ISR-CS130-W

INSIZE PLUS
MADE IN EU OPE

- For checking, identi ying and speci ying the roughness by symbol
- Rust-proo , made o pure Nickel

Machining method	Roughness (Ra)*	Roughness (Rz)*	Quantity
Flat lapping	0.05, 0.1, 0.2µm 2, 4, 8µin	0.55, 1, 1. @µm	3 pcs
Reaming	0.4, 0.8, 1. @µm 1 @, 32, @3µin	3, @, 10µm	3 pcs
Plain grinding	0.05, 0.1, 0.2, 0.4, 0.8, 1. @µm 2, 4, 8, 1 @, 32, @3µin	0.55, 1, 1. @, 3, @, 10µm	@ pcs
Horizontal milling	0.4, 0.8, 1. @, 3.2, @.3, 12.5µm 1 @, 32, @3, 125, 250, 500µin	2.5, 4, 8, 1 @, 32, 50µm	@ pcs
Vertical milling	0.4, 0.8, 1. @, 3.2, @.3, 12.5µm 1 @, 32, @3, 125, 250, 500µin	2.5, 4, 8, 1 @, 32, 50µm	@ pcs
Turning	0.4, 0.8, 1. @, 3.2, @.3, 12.5µm 1 @, 32, @3, 125, 250, 500µin	2.5, 4, 8, 1 @, 32, 50µm	@ pcs

* The actual value is the value to be calibrated

https://precishop.hu

SURFACE ROUGHNESS SPECIMENS

INSIZE PLUS
MADE IN EU OPE

- For checking, identi ying and speci ying the roughness by symbol
- Rust-proo , made o pure Nickel

ISR-CS315

Code	Machining method		Roughness (Ra)*	Roughness (Rz)*	Quantity
ISR-CS315	sur ace grinding		0.025, 0.05, 0.1, 0.2, 0.4, 0.8, 1. @, 3.2μm	0.29, 0.55, 0.91, 1.74, 2. @, 4. @5, 7.87, 15. @μm	8 pcs
ISR-CS31 5	cylindrical grinding		0.025, 0.05, 0.1, 0.2, 0.4, 0.8, 1. @, 3.2μm	0.3, 0.53, 0.88, 1.5 @, 2. @4, 4.4, 7.71, 15.3μm	8 pcs
ISR-CS317	lat lapping	criss-cross	0.025, 0.05, 0.1, 0.2μm	0.4, 0. @, 0.74, 1.2 @μm	4 pcs
		parallel	0.025, 0.05, 0.1, 0.2μm	0.34, 0.5 @, 1.12, 1.5μm	4 pcs
ISR-CS318	cylindrical lapping		0.025, 0.05, 0.1, 0.2μm	0.4 @, 0.54, 0. @3, 1.23μm	4 pcs
	super inishing		0.025, 0.05, 0.1, 0.2μm	0.3 @, 0.7, 1, 1.4μm	4 pcs
ISR-CS319	ace turning		0.4, 0.8, 1. @, 3.2, @.3, 12.5, 25, 50μm	1.92, 3.2, @.15, 12.5, 23.7, 48.7, 102, 185μm	8 pcs
ISR-CS320	cylindrical turning		0.4, 0.8, 1. @, 3.2, @.3, 12.5, 25, 50μm	1.7, 3.2, @.1, 12.2, 23.7, 47.5, 95, 190μm	8 pcs
ISR-CS321	end milling		0.4, 0.8, 1. @, 3.2, @.3, 12.5, 25, 50μm	1.92, 3.82, @.45, 12.2, 25.2, 49.8, 92. @, 191μm	8 pcs
ISR-CS322	reaming		0.4, 0.8, 1. @, 3.2μm	1.7, 3.2, @.4, 12.8μm	4 pcs
	drilling		1. @, 3.2, @.3, 12.5μm	7.5, 15.5, 31, @0μm	4 pcs
ISR-CS323	horizontal milling		0.4, 0.8, 1. @, 3.2, @.3, 12.5, 25, 50μm	1.8, 3. @8, @. @3, 12.8, 25. @, 53, 97.5, 197μm	8 pcs
ISR-CS325	shaping (planing)		0.8, 1. @, 3.2, @.3, 12.5, 25, 50, 100μm	3.84, @.7, 12.2, 25.2, 48.7, 99.9, 190, 3 @1μm	8 pcs
ISR-CS32 5	linishing (belt sanding)		0.1, 0.2, 0.4, 0.8, 1. @, 3.2μm	0.9, 1.55, 3.37, 7.42, 18.5, 31μm	@ pcs
ISR-CS328	vertical grinding		0.2, 0.4, 0.8, 1. @, 3.2, @.3μm	1.1, 3.5, @.15, 8.78, 22.19, 40.8μm	@ pcs
ISR-CS329	grit blasting		3.2, 10.5, 18, 25μm	19.2, @3, 108, 150μm	4 pcs
	shot blasting		3.2, 8, 13, 18μm	19.2, 48, 78, 108μm	4 pcs
ISR-CS331	spark erosion (EDM)		0.4, 0.8, 1. @, 3.2, @.3, 12.5, 25, 50μm	2.5, 4.5, 7.2, 14.2, 24.7, 51.2, 105, 19 @μm	8 pcs
ISR-CS333	hand iling		0.4, 0.8, 1. @, 3.2, @.3μm	3, 5. @, 12.4, 22.5, @1μm	5 pcs
ISR-CS334	castings		0.8, 1. @, 3.2, @.3, 12.5, 25, 50μm	3.2, 8, 1 @, 32, 5 @, 112, 225μm	7 pcs
ISR-CS335	honing		0.05, 0.1, 0.2, 0.4, 0.8, 1. @μm	0.31, 0.5 @, 1, 2, 4.2, 9μm	@ pcs
ISR-CS33 5	polishing		0.0125, 0.025, 0.05, 0.1, 0.2μm	0.29, 0.35, 0. @7, 0.72, 1.52μm	5 pcs

* The actual value is the value to be calibrated

SHOT AND GRIT BLASTING SURFACE ROUGHNESS SPECIMENS

INSIZE PLUS
MADE IN EU OPE

- To check the roughness o steel sur aces which have been blast cleaned be ore painting
- Meets ISO 8503/1
- Rust-proo , made o pure Nickel
- Each piece contains 4 parts

ISR-CS017

Code	Machining method	Roughness (Ra)*	Roughness (Rz)*
ISR-CS017	shot blasting	3.2, 8, 13, 18μm	19.2, 48, 78, 108μm
ISR-CS018	grit blasting	3.2, 10.5, 18, 25μm	19.2, @3, 108, 150μm

* The actual value is the value to be calibrated

https://precishop.hu

SURFACE ROUGHNESS REFERENCE SPECIMENS

INSIZE PLUS
MADE IN EU OPE

MEASURING ACCURACY OF ROUGHNESS TESTERS CAN BE IMPROVED, IF THE CALIBRATION IS MADE ON A REFERENCE SPECIMEN WITH THE ROUGHNESS VALUE CLOSE TO THE WORKPIECE TO BE MEASURED

- To calibrate roughness testers
- Meets ISO 543 @-1: 2000
- Rust proo , made o pure Nickel

ISR-RS529X

Code	Roughness (Ra)
ISR-RS525X	@.25µr
ISR-RS52 5X	3.15µm
ISR-RS527X	3.0µm
ISR-RS528X	0.5µm
ISR-RS529X	0.1µm
ISR-RS530X	1.0µm
ISR-RS531X	0.3µm

*The actual value may be slightly di erent

SURFACE ROUGHNESS REFERENCE SPECIMENS

MEASURING ACCURACY OF ROUGHNESS TESTERS CAN BE IMPROVED, IF THE CALIBRATION IS MADE ON A REFERENCE SPECIMEN WITH THE ROUGHNESS VALUE CLOSE TO THE WORKPIECE TO BE MEASURED

- To calibrate roughness testers
- Made o glass

Code	Roughness (Ra)	Deviation*	Uniformity
ISR-LS 501	0.1µm	-20%~+10%	3%
ISR-LS 502	0.2µm	±10%	3%
ISR-LS 503	0.4µm	±10%	3%
ISR-LS 504	0.8µm	±10%	3%
ISR-LS 505	1. @µm	±10%	3%
ISR-LS 50 5	3.2µm	±10%	2%
ISR-LS 507	@.4µm	±10%	2%

ISR-LS 503

*Deviation between the actual value when supply and the nominal value

https://precishop.hu

Rockwell Hardness Testers
Page 789-803

Micro- "ickers Hardness Testers
Page 804-809

"ickers Hardness Testers
Page 810-813

Brinell Hardness Testers
Page 814-815

Brinell Indentation Measuring Systems
Page 816

Brinell/Rockwell/ "ickers Hardness Testers
Page 817

Brackets
Page 818

Leeb Hardness Testers
Page 819-828

Magnetic Rockwell Hardness Testers
Page 829-830

Magnetic Brinell/Rockwell Hardness Testers
Page 830-831

Portable Rockwell Hardness Testers
Page 831

Pin Brinell Hardness Testers
Page 832

https://precishop.hu

Hydraulic Brinell Hardness Testers
Page 833

Chain Type Hydraulic Brinell Hardness Testers
Page 833

Aluminum Hardness Testers
Page 834-835

Aluminum Hardness Testers
Page 835



Shore Durometers
Page 836-839

Fruit Hardness Testers
Page 839



Hardness Test Blocks
Page 840-841



Concrete Strength Testers
Page 842

https://precishop.hu

AUTOMATIC DIGITAL ROCKWELL/SUPERFICIAL ROCKWELL HARDNESS TESTERS
CODE HDT-CRS200

BUILT-IN BLUETOOTH | AUTOMATIC OPERATION | FORCE LOADING BY ELECTRIC MOTOR (WITHOUT WEIGHTS) | TOUCH SCREEN | HIGH ACCURACY | HIGH EFFICIENCY | INSPECTION CERTIFICATE

8" touch screen

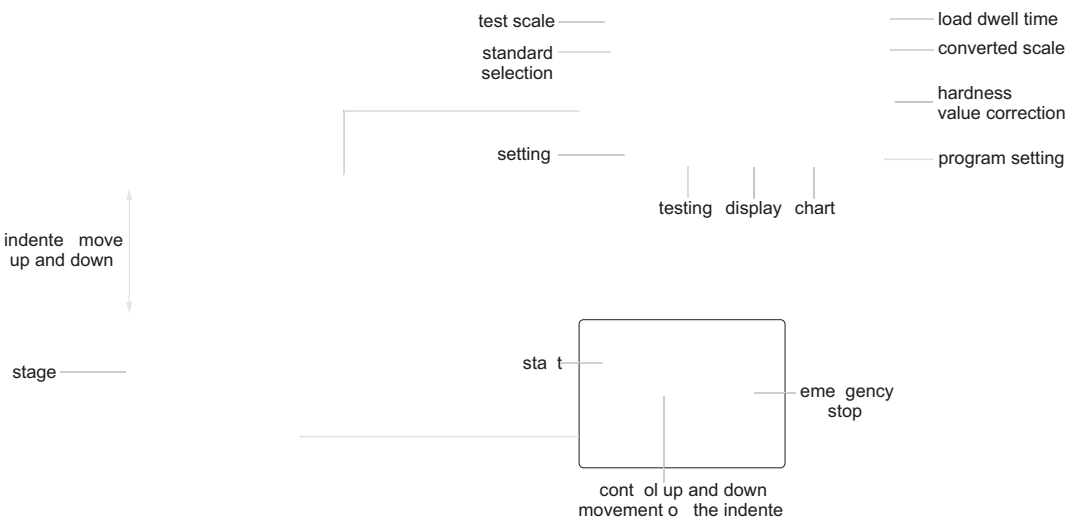

- One click ope ation can obtain measu ement esults, enabling la ge-scale ha dness measu ement o wo kpieces
- CNC system, close-loop elect onic cont ol system applies test o ce
- Touch sc een ope ation and display
- Cantileve ed st uctu e, achieving ull automation o ha dness measu ement
- The big lat stage is convenient o testing and can wo k in conjunction with obotic a ms and automation equipment to step up online ha dness testing and achieve completely unmanned testing
- Bluetooth, RS232 data t ansmission to compute, data management using ha dness management so twa e
- Acco ding to ISO 6508, ASTM E .8, JIS Z2245

test interface

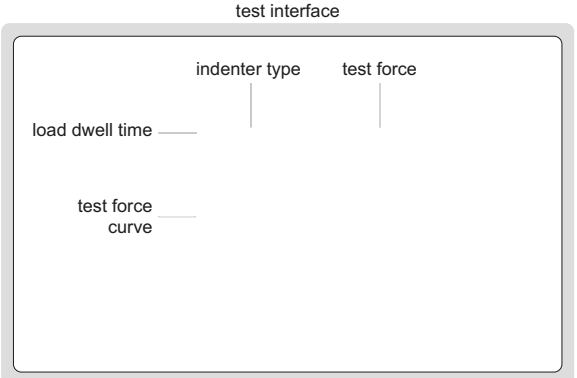

test result display interface

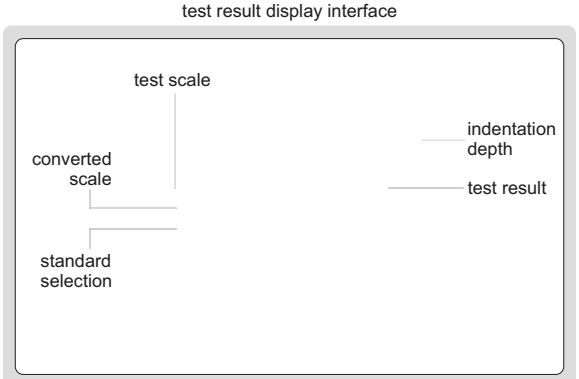

chart interface

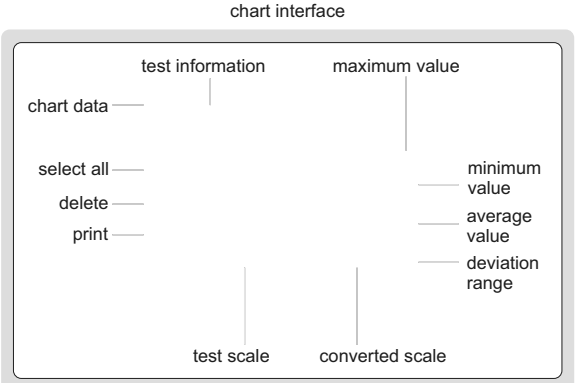

To be continued

https://precishop.hu

Continued om p evious page

Ø58mm lat anvil
(included)

V-type anvil
(included)

bluetooth printer
(included)

SPECIFICATION

Measurement range		Rockwell: 20~88HRA, 20~ .00HRB, 20~70HRC Supe icial RockWell: 70~9 .HR .5N, 42~80HR30N, 42~70HR45N, 73~93HR .5T, 43~82HR30T, .2~72HR45T
Hardness scale	**with indenter included**	HRA, HRB, HRC, HRD, HRF, HRG, HR .5N, HR30N, HR45N, HR .5T, HR30T, HR45T
	with optional indenter	HRE, HRH, HRK, HRL, HRM, HRP,HRR, HRS, HRV, HR .5W, HR30W, HR45W, HR .5X, HR30X, HR45X, HR .5Y, HR30Y, HR45Y
Preliminary test force		Supe icial Rockwell: 29.4N (3kg) Rockwell: 98N (.0kg)
Test force		Supe icial Rockwell: .47N (.5kg), 294N (30kg),44 .N (45kg) Rockwell: 588N (60kg), 980N (.00kg), .47 .N (.50kg)
Test force accuracy		± .%
Operational mode		automatic
Load control		automatic (load/dwell/unload)
Resolution		0.05HR
Load dwell time		0~99 second
Max. workpiece height		300mm
Max. testing width		200mm (om the cente o indente to the wall o main body)
Output		bluetooth p inte, RS232
Power supply		220V, 50/60HZ
Dimension		555×400× .250mm
Weight		.30kg

STANDARD DELI "ERY

Main unit	. pc
Diamond indenter	. pc
Ø1.588mm carbide ball indenter	. pc
Ø58mm flat anvil	. pc
"-type anvil	. pc
Hardness test block HRB20~30	. pc
Hardness test block HRC60~70	. pc
Hardness test block HRBW80~100	. pc
Hardness test block HR30N60~85	. pc
Hardness test block HR30TW70~85	. pc
Bluetooth printer	. pc
Hardness analysis software	. pc

OPTIONAL ACCESSORY

Hardness test block HRC20~30	**HDT-B-HRC1**
Hardness test block HRC60~70	**HDT-B-HRC3**
Hardness test block HRB80~100	**HDT-B-HRB**
Hardness test block HR15N78~88	**HDT-B-HR15N2**
Hardness test block HR30N55~73	**HDT-B-HR30N2**
Hardness test block HR30T73~82	**HDT-B-HR30T**
Desk	**HDT-DESK1**

https://precishop.hu

DATA OUTPUT

FORCE LOADING BY ELECTRIC MOTOR (WITHOUT WEIGHTS)

MOTORIZED DIGITAL ROCKWELL HARDNESS TESTERS (DOLPHIN-NOSE TYPE)

INSPECTION CERTIFICATE

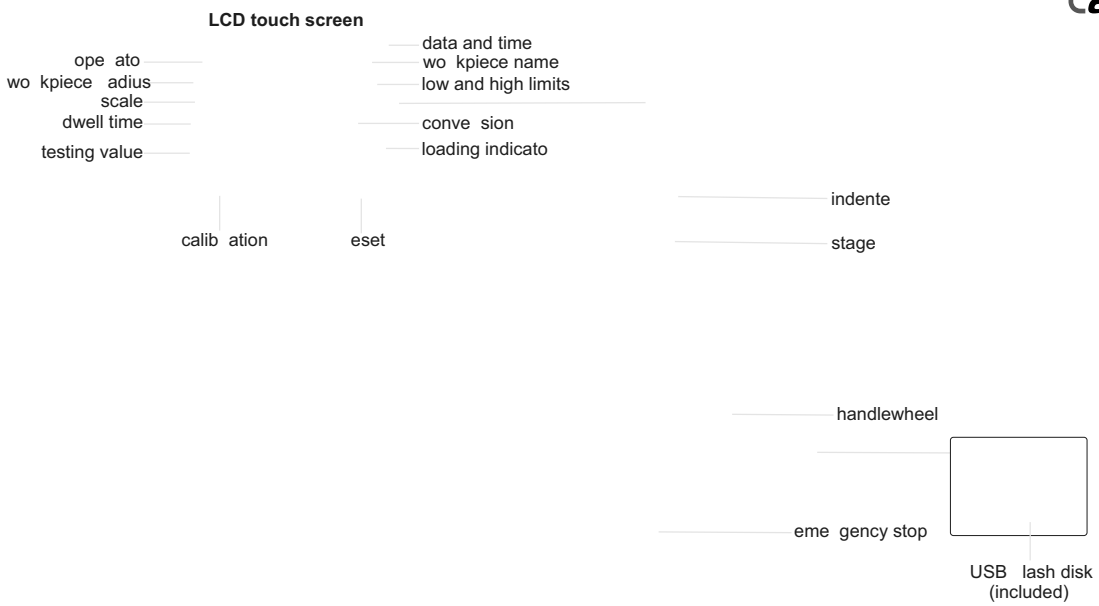

ISHR-T100


Ø63mm lat anvil (included)


Ø .50mm lat anvil (included)


level (included)


touch pen (included)


V-type anvil (included) o cylinde s with diamete Ø4~60mm


desk (**optional**)


small V-type anvil (**optional**) o cylinde s with diamete Ø2~4mm

- Dolphin-nose indente to each inte io o pipe and g oove
- Automatic testing a te p elimina y test o ce is loaded by hand
- LCD touch sc een, easy ope ation
- Conve t to othe Rockwell scales, HV o HB automatically
- Tole ance testing
- Inse t USB disk, save the testing esults as Excel
- Sel -compensation o the ha dness value o cu ved wo kpiece
- Fo ce loading by elect ic moto (without weights)
- The test o ce is selected automatically acco ding to ha dness scale
- Acco ding to ISO 6508

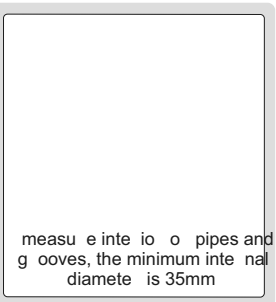
measu e inte io o pipes and g ooves, the minimum inte nal diamete is 35mm

To be continued

https://precishop.hu

Continued om p evious page

SPECIFICATION

Code		ISHR-T100	ISHR-T200	ISHR-T300
Type		Rockwell	Supe icial Rockwell	Rockwell and Supe icial Rockwell
Hardness scale	with standard indenter	HRA, HRB, HRC, HRD, HRF, HRG	HR .5N, HR30N, HR45N, HR .5T, HR30T, HR45T	HRA, HRB, HRC, HRD, HRF, HRG, HR .5N, HR30N, HR45N, HR .5T, HR30T, HR45T
	with optional indenter	HRE, HRH, HRK, HRL, HRM, HRP, HRR, HRS, HRV	HR .5W, HR30W, HR45W, HR .5X, HR30X, HR45X, HR .5Y, HR30Y, HR45Y	HRE, HRH, HRK, HRL, HRM, HRP, HRR, HRS, HRV, HR .5W, HR30W, HR45W, HR .5X, HR30X, HR45X, HR .5Y, HR30Y, HR45Y
Preliminary test force		98N/ .0kg o Rockwell	29.4N/3kg o Supe icial Rockwell	98N/ .0kg o Rockwell 29.4N/3kg o Supe icial Rockwell
Test force		588N (60kg), 980N (.00kg), .47 .N (.50kg)	.47. .N (.5kg), 294.2N (30kg), 44 ..3N (45kg)	.47. .N (.5kg), 294.2N (30kg), 44 ..3N (45kg), 588N (60kg), 980N (.00kg), .47 .N (.50kg)
Stage elevation		manual		
Load control		automatic (load/dwell/unload)		
Load dwell time		0~99 second		
Resolution		0. .HR		
Output		USB		
Max. workpiece height		300mm		
Max. testing width		250mm (om the cente o indente to the wall o main body)		
Power supply		220V, 50/60Hz		
Dimension		720×260×840mm		
Weight		80kg		

STANDARD DELI "ERY

Code	ISHR-T100	ISHR-T200	ISHR-T300
Main unit	. pc	. pc	. pc
Ø63mm flat anvil	. pc	. pc	. pc
Ø150mm flat anvil	. pc	. pc	. pc
"-type anvil	. pc	. pc	. pc
Diamond indenter	. pc	. pc	. pc
Ø1.5875mm carbide ball indenter	. pc	. pc	. pc
Hardness test block HRB88~95	. pc	—	. pc
Hardness test block HRC60~65	. pc	—	. pc
Hardness test block HRC20~30	. pc	—	. pc
Hardness test block 78~88HR15N	—	. pc	. pc
Hardness test block 55~73HR30N	—	. pc	. pc
Hardness test block 57~69HR30T	—	. pc	. pc
USB disk	. pc	. pc	. pc
Level	. pc	. pc	. pc
Touch pen	. pc	. pc	. pc
Anti-dust cover	. pc	. pc	. pc

OPTIONAL ACCESSORY

Hardness test block HRB88~100	HDT-B-HRB
Hardness test block HRC60~70	HDT-B-HRC3
Hardness test block HRC20~30	HDT-B-HRC1
Hardness test block 78~88HR15N	HDT-B-HR15N2
Hardness test block 55~73HR30N	HDT-B-HR30N2
Hardness test block 73~82HR30T	HDT-B-HR30T
Small "-type anvil	ISH-SMALLAN "IL
Desk	HDT-DESK

https://precishop.hu

MOTORIZED DIGITAL ROCKWELL/SUPERFICIAL ROCKWELL HARDNESS TESTERS

POPULAR MODEL

INSPECTION CERTIFICATE | FORCE LOADING BY ELECTRIC MOTOR (WITHOUT WEIGHTS) | TOUCH SCREEN | BUILT-IN BLUETOOTH

Ø58mm lat anvil (included)

Ø .50mm lat anvil (included)

V-type anvil (included)



bluetooth printer (included)

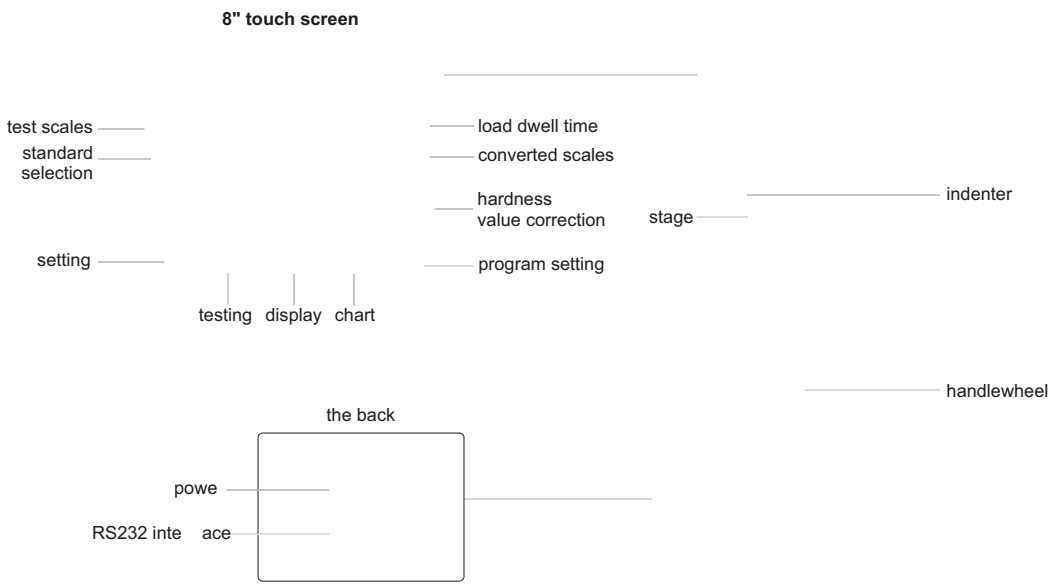

HDT-RT151

- Elect onic loading test o ce, high accu acy o o ce value, and stable measu ement value
- Touch sc een ope ation and display, simple ope ation inte ace
- .5 types o Rockwell ha dness scales can be tested
- Conve tible to va ious ha dness standa ds such as HB and HV
- 500 sets o sto age
- With co ection unction, the ha dness value can be co ected based on the size o the cylinde s
- Acco ding to ISO 6508

test interface

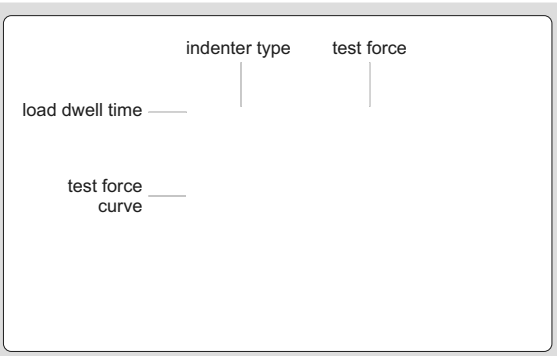

test result display interface



chart interface

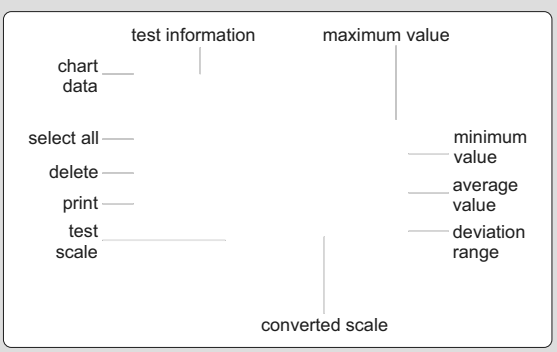

To be continued

https://precishop.hu

Continued om p evious page

SPECIFICATION

Code		HDT-RT151	HDT-RT152	HDT-RT153
Type		Rockwell	Supe icial Rockwell	Rockwell and Supe icial Rockwell
Measurement range		20~88HRA, 20~ .00HRB, 20~70HRC	70~9 .HR .5N, 42~80HR30N, 42~70HR45N, 73~93HR .5T, 43~82HR30T, .2~72HR45T	Rockwell: 20~88HRA, 20~ .00HRB, 20~70HRC; Supe icial RockWell: 70~9 .HR .5N, 42~80HR30N, 42~70HR45N, 73~93HR .5T, 43~82HR30T, .2~72HR45T
Hardness scale	with indenter included	HRA, HRB, HRC, HRD, HRF, HRG	HR .5N, HR30N, HR45N, HR .5T, HR30T, HR45T	HRA, HRB, HRC, HRD, HRF, HRG, HR .5N, HR30N, HR45N, HR .5T, HR30T, HR45T
	with optional indenter	HRE, HRH, HRK, HRL, HRM, HRP, HRR, HRS, HRV	HR .5W, HR30W, HR45W, HR .5X, HR30X, HR45X, HR .5Y, HR30Y, HR45Y	HRE, HRH, HRK, HRL, HRM, HRP, HRR, HRS, HRV, HR .5W, HR30W, HR45W, HR .5X, HR30X, HR45X, HR .5Y, HR30Y, HR45Y
Preliminary test force		98N/ .0kg o Rockwell	29.4N/3kg o Supe icial Rockwell	98N/ .0kg o Rockwell 29.4N/3kg o Supecial Rockwell
Test force		588N (60kg), 980N (.00kg), .47 .N (.50kg)	.47N (.5kg), 294N (30kg), 44 .N (45kg)	.47N (.5kg), 294N (30kg), 44 .N (45kg), 588N (60kg), 980N (.00kg), .47 .N (.50kg)
Stage elevation		manual		
Load control		automatic (load/dwell/unload)		
Load dwell time		2~60 second		
Resolution		0. .HR		
Max. workpiece height		230mm		
Max. testing width		.70mm		
Power supply		.00~240V, 50/60Hz		
Dimension		475×200×700mm		
Weight		70kg		

STANDARD DELI "ERY

Code	HDT-RT151	HDT-RT152	HDT-RT153
Main unit	. pc	. pc	. pc
Diamond indenter	. pc	. pc	. pc
Ø1.5875mm carbide ball indenter	. pc	. pc	. pc
Ø58mm flat anvil	. pc	. pc	. pc
Ø150mm flat anvil	. pc	. pc	. pc
"-type anvil	. pc	. pc	. pc
Hardness test block HRC20~30	. pc	—	. pc
Hardness test block HRC40~50	. pc	—	—
Hardness test block HRC60~70	. pc	—	. pc
Hardness test block HRBW80~100	. pc	—	. pc
Hardness test block HRA80~90	. pc	—	—
Hardness test block HR15N80~90	—	. pc	—
Hardness test block HR30N60~85	—	. pc	. pc
Hardness test block HR30TW70~85	—	. pc	. pc
Bluetooth printer	. pc	. pc	. pc
Anti-dust cover	. pc	. pc	. pc

OPTIONAL ACCESSORY

Hardness test block HRC20~30	HDT-B-HRC1
Hardness test block HRC60~70	HDT-B-HRC3
Hardness test block HRB80~100	HDT-B-HRB
Hardness test block HR15N78~88	HDT-B-HR15N2
Hardness test block HR30N55~73	HDT-B-HR30N2
Hardness test block HR30T73~82	HDT-B-HR30T

https://precishop.hu

INSPECTION CERTIFICATE

DATA OUTPUT

MOTORIZED DIGITAL ROCKWELL HARDNESS TESTER
CODE ISH-MRD200

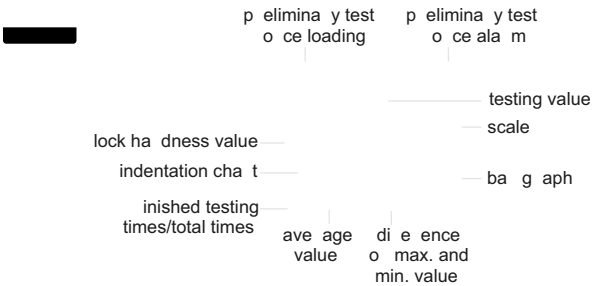

- Tole ance testing
- Set testing times (2~ .0) to have ave age value and the di e ence o max. and min. value
- Conve t to othe Rockwell scales, HV o HB
- Memo y o 500 testing values o b owsing and output
- Testing value can be sent to wi eless p inte automatically
- Calib ation unction compensates the testing value o high accu acy
- The ha dness value o so t mate ials like plastic is not stable, the lock unction can obtain the value automatically
- Display unit is automatic powe o
- Acco ding to ISO 6508
- Keyboa d signal, can be t ansmitted to Excel

so twa e lash disk (included)



Ø60mm lat anvil (included)



Ø .50mm lat anvil (included)



V-type anvil (included) o cylinde s with diamete Ø4~60mm



small V-type anvil (**optional**) o cylinde s with diamete Ø2~4mm



wi eless p inte (**optional**)



desk (**optional**)

SPECIFICATION

Hardness scale	HRA, HRB, HRC, HRD HRF, HRG (with standa d indente s)
	HRE, HRH, HRK (with optional indente)
Preliminary test force	98N
Test force	588N, 980N, .47 .N
Stage elevation	manual
Load control	automatic (load/dwell/unload)
Load dwell time	.~99 second
Resolution	0. .HR
Output	wi eless and USB
Memory	500
Max. workpiece height	.70mm
Max. testing width	.65mm (om the cente o indente to the wall o main body)
Power supply of the display unit	built-in echa geable batte y
Power supply	220V, 50/60Hz
Dimension	520× .60×700mm
Weight	60kg

STANDARD DELI "ERY

Main unit	. pc
Ø60mm flat anvil	. pc
Ø150mm flat anvil	. pc
"-type anvil	. pc
Diamond indenter	. pc
Ø1.5875mm carbide ball indenter	. pc
Hardness test block HRB88~95	. pc
Hardness test block HRC60~65	. pc
Hardness test block HRC20~30	. pc
Anti-dust cover	. pc
Software and USB cable	. pc
AC/DC adapter	. pc

OPTIONAL ACCESSORY

Wireless printer	**ISH-DS-PRINTER**
Ø3.175mm carbide ball indenter	**ISH-EHK-INDENTER**
Hardness test block HRB88~100	**HDT-B-HRB**
Hardness test block HRC60~70	**HDT-B-HRC3**
Hardness test block HRC20~30	**HDT-B-HRC1**
Small "-type anvil	**ISH-SMALLAN "IL**
Desk	**HDT-DESK**

https://precishop.hu

MANUAL DIGITAL ROCKWELL HARDNESS TESTER
CODE ISH-RD200

DATA OUTPUT

INSPECTION CERTIFICATE

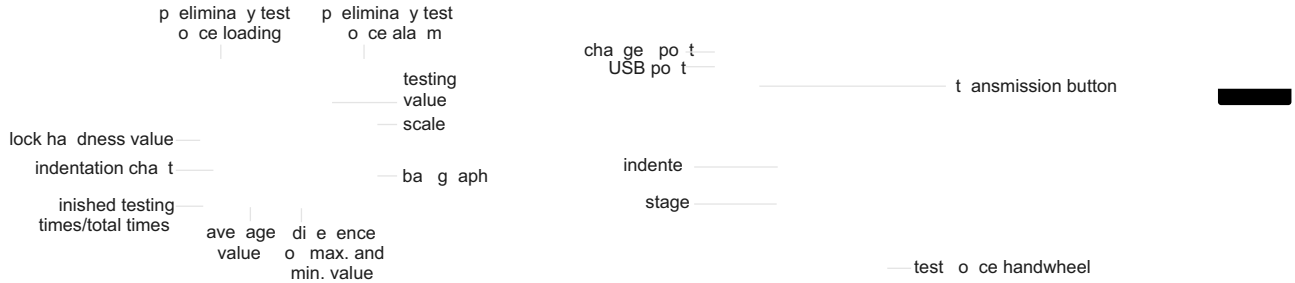

- Tole ance testing
- Set testing times (2~ .0) to have ave age value and the di e ence o max. and min. value
- Conve t to othe Rockwell scales, HV o HB
- Memo y o 500 testing values o b owsing and output
- Testing value can be sent to wi eless p inte automatically
- Calib ation unction compensates the testing value o high accu acy
- The ha dness value o so t mate ials like plastic is not stable, the lock unction can obtain the value automatically
- Automatic powe o
- Acco ding to ISO 6508
- Keyboa d signal, can be t ansmitted to Excel

so twa e lash disk (included)



Ø60mm lat anvil (included)



Ø .50mm lat anvil (included)



V-type anvil (included) o cylinde s with diamete Ø4~60mm



small V-type anvil (**optional**) o cylinde s with diamete Ø2~4mm



wi eless p inte (**optional**)



desk (**optional**)

SPECIFICATION

Hardness scale	HRA, HRB, HRC, HRD HRF, HRG (with standa d indente s)
	HRE, HRH, HRK (with optional indente)
Preliminary test force	98N
Test force	588N, 980N, .47 .N
Stage elevation	manual
Load control	manual
Resolution	0. .HR
Output	wi eless and USB
Memory	500
Max. workpiece height	.70mm
Max. testing width	.65mm (om the cente o indente to the wall o main body)
Power supply	built-in echa geable batte y
Dimension	520× .60×700mm
Weight	60kg

STANDARD DELI "ERY

Main unit	. pc
Ø60mm flat anvil	. pc
Ø150mm flat anvil	. pc
"-type anvil	. pc
Diamond indenter	. pc
Ø1.5875mm carbide ball indenter	. pc
Hardness test block HRB88~95	. pc
Hardness test block HRC60~65	. pc
Hardness test block HRC20~30	. pc
Anti-dust cover	. pc
Software and USB cable	. pc
AC/DC adapter	. pc

OPTIONAL ACCESSORY

Wireless printer	**ISH-DS-PRINTER**
Ø3.175mm carbide ball indenter	**ISH-EHK-INDENTER**
Hardness test block HRB88~100	**HDT-B-HRB**
Hardness test block HRC60~70	**HDT-B-HRC3**
Hardness test block HRC20~30	**HDT-B-HRC1**
Small "-type anvil	**ISH-SMALLAN "IL**
Desk	**HDT-DESK**

https://precishop.hu

INSPECTION CERTIFICATE

MOTORIZED HIGH ROCKWELL HARDNESS TESTER
CODE HDT-RM421


level (included)

V-type anvil (included) o cylinde s with diamete Ø4~60mm


Ø .50mm lat anvil (included)

- Acco ding to ISO 6508

Ø58mm lat anvil (included)


small V-type anvil (**optional**) o cylinde s with diamete Ø2~4mm

SPECIFICATION

Hardness scale	HRA, HRB, HRC, HRD, HRF, HRG
Preliminary test force	98N (10kg)
Test force	588N (60kg), 980N (100kg), 1471N (150kg)
Display	analogue
Stage elevation	manual
Load control	automatic (load/dwell/unload)
Load dwell time	1~60 second
Min. reading	0.5HR
Max. workpiece height	400mm
Max. testing width	160mm (form the center of indenter to the wall of main body)
Power supply	220V, 50/60Hz
Dimension	540×300× .030mm
Weight	.40kg

STANDARD DELI "ERY

Main unit	. pc
Ø58mm flat anvil	. pc
Ø150mm flat anvil	. pc
"-type anvil	. pc
Diamond indenter	. pc
Ø1.5875mm steel ball indenter	. pc
Ø1.5875mm steel ball	5 pcs
Level	. pc
Hardness test block HRA80~84	. pc
Hardness test block HRB88~100	. pc
Hardness test block HRC20~30	. pc
Hardness test block HRC35~55	. pc
Hardness test block HRC60~70	. pc
Anti-dust cover	. pc

OPTIONAL ACCESSORY

Hardness test block HRA80~84	**HDT-B-HRA**
Hardness test block HRB88~100	**HDT-B-HRB**
Hardness test block HRC20~30	**HDT-B-HRC1**
Hardness test block HRC35~55	**HDT-B-HRC2**
Hardness test block HRC60~70	**HDT-B-HRC3**
Small "-type anvil	**HDT-RW160-S "**

https://precishop.hu

MANUAL HIGH ROCKWELL HARDNESS TESTER
CODE HDT-RH411

INSPECTION CERTIFICATE

level (included)

V-type anvil (included) o cylinde s with diamete Ø4~60mm

Ø .50mm lat anvil (included)



Ø58mm lat anvil (included)



small V-type anvil (**optional**) o cylinde s with diamete Ø2~4mm

- Acco ding to ISO 6508

SPECIFICATION

Hardness scale	HRA, HRB, HRC, HRD, HRF, HRG
Preliminary test force	98N (10kg)
Test force	588N (60kg), 980N (100kg), 1471N (150kg)
Display	analogue
Stage elevation	manual
Load control	manual
Min. reading	0.5HR
Max. workpiece height	400mm
Max. testing width	160mm (form the center of indenter to the wall of main body)
Dimension	540×300× .030mm
Weight	.40kg

STANDARD DELI "ERY

Main unit	. pc
Ø58mm flat anvil	. pc
Ø150mm flat anvil	. pc
"-type anvil	. pc
Diamond indenter	. pc
Ø1.5875mm steel ball indenter	. pc
Ø1.5875mm steel ball	5 pcs
Level	. pc
Hardness test block HRA80~84	. pc
Hardness test block HRB88~100	. pc
Hardness test block HRC20~30	. pc
Hardness test block HRC35~55	. pc
Hardness test block HRC60~70	. pc
Anti-dust cover	. pc

OPTIONAL ACCESSORY

Hardness test block HRA80~84	**HDT-B-HRA**
Hardness test block HRB88~100	**HDT-B-HRB**
Hardness test block HRC20~30	**HDT-B-HRC1**
Hardness test block HRC35~55	**HDT-B-HRC2**
Hardness test block HRC60~70	**HDT-B-HRC3**
Small "-type anvil	**HDT-RW160-S "**

https://precishop.hu

INSPECTION CERTIFICATE

MOTORIZED ROCKWELL HARD ESS TESTER
CODE ISH-MR150



- According to ISO 6508

Ø60mm flat anvil (included)

Ø150mm flat anvil (included)

V-type anvil (included) for cylinders with diameter Ø4~60mm


small V-type anvil (**optional**) for cylinders with diameter Ø2~4mm


desk (**optional**)

SPECIFICATIO

Hardness scale	HRA, HRB, HRC, HRD, HRF, HRG
Preliminary test force	98N
Test force	588N, 980N, 1471N
Display	analogue
Stage elevation	manual
Load control	automatic (load/dwell/unload)
Load dwell time	1~99 second
Min. reading	0.5HR
Max. workpiece height	170mm
Max. testing width	165mm (from the center of indenter to the wall of main body)
Power supply	220V, 50/60Hz
Dimension	520×160×700mm
Weight	60kg

STA DARD DELIVERY

Main unit	1 pc
Ø 50mm flat anvil	1 pc
Ø150mm flat anvil	1 pc
V-type anvil	1 pc
Diamond indenter	1 pc
Ø1.5875mm carbide ball indenter	1 pc
Hardness test block HRB88~95	1 pc
Hardness test block HRC 50~ 55	1 pc
Hardness test block HRC20~30	1 pc
Anti-dust cover	1 pc

OPTIO AL ACCESSORY

Hardness test block HRB88~100	**HDT-B-HRB**
Hardness test block HRC 50~70	**HDT-B-HRC3**
Hardness test block HRC20~30	**HDT-B-HRC1**
Small V-type anvil	**ISH-SMALLA VIL**
Desk	**HDT-DESK**

https://precishop.hu

MOTORIZED ROCKWELL HARD ESS TESTER (BASIC TYPE)
CODE HDT-RA151

INSPECTION CERTIFICATE



- According to ISO 6508

Ø58mm flat anvil (included)


Ø150mm flat anvil (included)

V-type anvil (included) for cylinders with diameter Ø4~60mm

level (included)

small V-type anvil (**optional**) for cylinders with diameter Ø2~4mm


desk (**optional**)

SPECIFICATIO

Hardness scale	HRA, HRB, HRC, HRD, HRF, HRG
Preliminary test force	98N
Test force	588N, 980N, 1471N
Display	analogue
Stage elevation	manual
Load control	automatic (load/dwell/unload)
Load dwell time	1~60 second
Min. reading	0.5HR
Max. workpiece height	170mm
Max. testing width	128mm (from the center of indenter to the wall of main body)
Power supply	220V, 50/60Hz
Dimension	500×225×640mm
Weight	65kg

STA DARD DELIVERY

Main unit	1 pc
Ø58mm flat anvil	1 pc
Ø150mm flat anvil	1 pc
V-type anvil	1 pc
Diamond indenter	1 pc
Ø1.5875mm steel ball indenter	1 pc
Level	1 pc
Hardness test block HRA80~88	1 pc
Hardness test block HRB85~95	1 pc
Hardness test block HRC20~30	1 pc
Hardness test block HRC35~55	1 pc
Hardness test block HRC 50~70	1 pc
Anti-dust cover	1 pc

OPTIO AL ACCESSORY

Hardness test block HRA80~84	**HDT-B-HRA**
Hardness test block HRB88~100	**HDT-B-HRB**
Hardness test block HRC20~30	**HDT-B-HRC1**
Hardness test block HRC35~55	**HDT-B-HRC2**
Hardness test block HRC 50~70	**HDT-B-HRC3**
Small V-type anvil	**HDT-RW1 50-SV**
Desk	**HDT-DESK**

https://precishop.hu

INSPECTION CERTIFICATE

MA UAL ROCKWELL HARD ESS TESTER
CODE ISH-R150

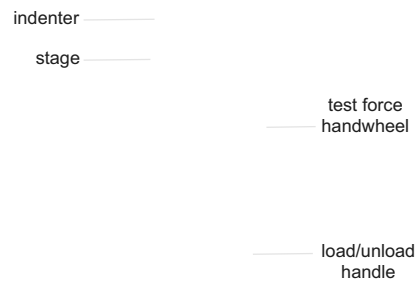

- According to ISO 6508

Ø60mm flat anvil (included)

Ø150mm flat anvil (included)

V-type anvil (included) for cylinders with diameter Ø4~60mm


small V-type anvil (**optional**) for cylinders with diameter Ø2~4mm


desk (**optional**)

SPECIFICATIO

Hardness scale	HRA, HRB, HRC, HRD, HRF, HRG
Preliminary test force	98N
Test force	588N, 980N, 1471N
Display	analogue
Stage elevation	manual
Load control	manual
Min. reading	0.5HR
Max. workpiece height	170mm
Max. testing width	165mm (from the center of indenter to the wall of main body)
Dimension	520×160×700mm
Weight	60kg

STA DARD DELIVERY

Main unit	1 pc
Ø 50mm flat anvil	1 pc
Ø150mm flat anvil	1 pc
V-type anvil	1 pc
Diamond indenter	1 pc
Ø1.5875mm carbide ball indenter	1 pc
Hardness test block HRB88~95	1 pc
Hardness test block HRC 50~ 55	1 pc
Hardness test block HRC20~30	1 pc
Anti-dust cover	1 pc

OPTIO AL ACCESSORY

Hardness test block HRB88~100	**HDT-B-HRB**
Hardness test block HRC 50~70	**HDT-B-HRC3**
Hardness test block HRC20~30	**HDT-B-HRC1**
Small V-type anvil	**ISH-SMALLA VIL**
Desk	**HDT-DESK**

https://precishop.hu

MA UAL ROCKWELL HARD ESS TESTER (BASIC TYPE)
CODE HDT-RW1 50

INSPECTION CERTIFICATE

POPULAR MODEL

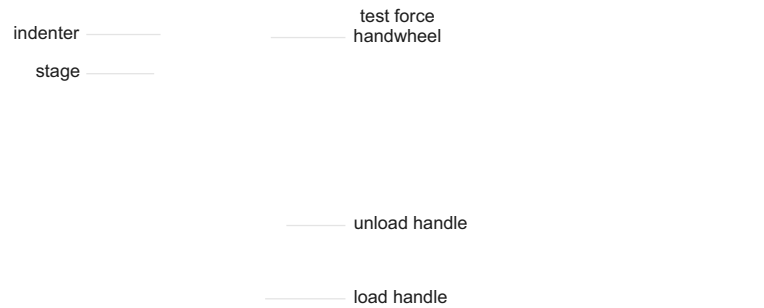

- According to ISO 6508


Ø58mm flat anvil (included)


Ø150mm flat anvil (included)

V-type anvil (included) for cylinders with diameter Ø4~60mm

level (included)

small V-type anvil (**optional**) for cylinders with diameter Ø2~4mm


desk (**optional**)

SPECIFICATIO

Hardness scale	HRA, HRB, HRC, HRD, HRF, HRG
Preliminary test force	98N (10kg)
Test force	588N (60kg), 980N (100kg), 1471N (150kg)
Display	analogue
Stage elevation	manual
Load control	manual
Min. reading	0.5HR
Max. workpiece height	170mm
Max. testing width	135mm (from the center of indenter to the wall of main body)
Dimension	466×238×630mm
Weight	70kg

STA DARD DELIVERY

Main unit	1 pc
Ø58mm flat anvil	1 pc
Ø150mm flat anvil	1 pc
V-type anvil	1 pc
Diamond indenter	1 pc
Ø1.5875mm steel ball indenter	1 pc
Ø1.5875mm steel ball	5 pcs
Level	1 pc
Hardness test block HRA80~88	1 pc
Hardness test block HRB85~95	1 pc
Hardness test block HRC20~30	1 pc
Hardness test block HRC35~55	1 pc
Hardness test block HRC 50~70	1 pc
Anti-dust cover	1 pc

OPTIO AL ACCESSORY

Hardness test block HRA80~84	**HDT-B-HRA**
Hardness test block HRB88~100	**HDT-B-HRB**
Hardness test block HRC20~30	**HDT-B-HRC1**
Hardness test block HRC35~55	**HDT-B-HRC2**
Hardness test block HRC 50~70	**HDT-B-HRC3**
Small V-type anvil	**HDT-RW1 50-SV**
Desk	**HDT-DESK**

https://precishop.hu

INSPECTION CERTIFICATE

MA UAL ROCKWELL A D SUPERFICIAL ROCKWELL HARD ESS TESTER
CODE HDT-RSR100

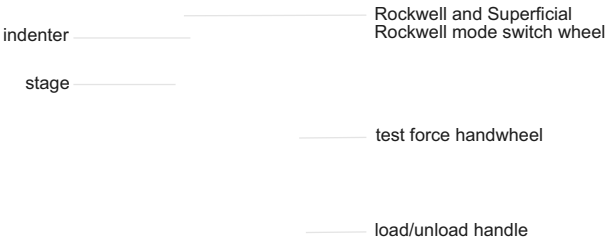

Ø60mm flat anvil (included)

Ø150mm flat anvil (included)

V-type anvil (included) for cylinders with diameter Ø4~60mm

small V-type anvil (**optional**) for cylinders with diameter Ø2~4mm

desk (**optional**)

- According to ISO 6508

SPECIFICATIO

Hardness scale	HRA, HRB, HRC, HRD, HRF, HRG, HR15N, HR30N, HR45N, HR15T, HR30T, HR45T
Preliminary test force	29.4N/3kgf for Superficial Rockwell 98N/10kgf for Rockwell
Test force	147N/15kgf, 294N/30kgf, 441N/45kgf, 588N/60kgf, 980N/100kgf, 1471N/150kgf
Display	analogue
Stage elevation	manual
Load control	manual
Min. reading	0.5HR
Max. workpiece height	160mm
Max. testing width	140mm (from the center of indenter to the wall of main body)
Dimension	460×240×660mm
Weight	75kg

STA DARD DELIVERY

Main unit	1 pc
Ø 50mm flat anvil	1 pc
Ø150mm flat anvil	1 pc
V-type anvil	1 pc
Diamond indenter	1 pc
Ø1.5875mm carbide ball indenter	1 pc
Hardness test block HRB88~95	1 pc
Hardness test block HRC 50~ 55	1 pc
Hardness test block HRC20~30	1 pc
Hardness test block HR15	1 pc
Hardness test block HR30	1 pc
Hardness test block HR30T	1 pc
Anti-dust cover	1 pc

OPTIO AL ACCESSORY

Hardness test block HRB88~100	**HDT-B-HRB**
Hardness test block HRC 50~70	**HDT-B-HRC3**
Hardness test block HRC20~30	**HDT-B-HRC1**
Hardness test block 78~88HR15	**HDT-B-HR15 2**
Hardness test block 55~73HR30	**HDT-B-HR30 2**
Hardness test block 57~ 59HR30T	**HDT-B-HR30T**
Small V-type anvil	**ISH-SMALLA VIL**
Desk	**HDT-DESK**

https://precishop.hu

DIGITAL MICRO-VICKERS HARD ESS TESTER (BASIC TYPE)
CODE HDT-MVE1300

MOTOR DRIVEN TURRET

TOUCH SCREEN

INSPECTION CERTIFICATE

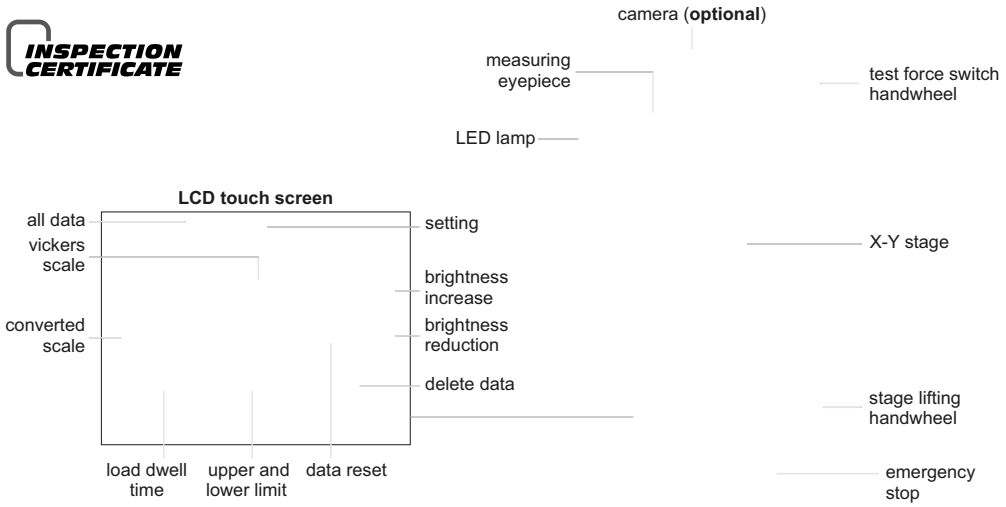

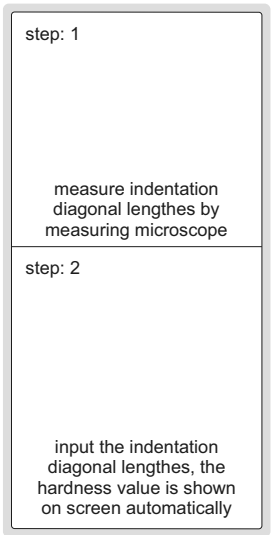

- Touch screen color LCD display
- Data storage and average value calculation
- Automatic switch between the indenter and objective lens
- According to ISO 6507


cylinder holder (included)


slice holder (included)


vice (included)


desk (**optional**)


camera (**optional**)

camera and measuring system (**optional**)



SPECIFICATIO

Test force	0.098N (10gf), 0.245N (25gf), 0.49N (50gf), 0.98N (100gf), 1.96N (200gf), 2.94N (300gf), 4.9N (500gf), 9.8N (1kgf)
Vickers scales	HV0.01, HV0.025, HV0.05, HV0.1, HV0.2, HV0.3, HV0.5, HV1
Converted scales	HRA, HRB, HRC, HRD, HRF, HV, HK, HB B, HR15N, HR30N, HR45N, HR15T, HR30T, HR45T
Range	5~3000HV
Length measurement resolution	0.5μm
Objective/indenter switch	motor driven turret
Stage lifting	manual
Load control	automatic (load/dwell/unload)
Load dwell time	1~60 second
Objective	10X, 40X
Eyepiece	10X
Total magnification	100X (for measurement or observation), 400X (for measurement)
Max. workpiece height	90mm
Max. testing width	95mm (from the center of indenter to the wall of main body)
X-Y stage	dimension: 100×100mm, travel range: 25×25mm
Power supply	220V, 50/60Hz
Dimension	510×290×570mm
Weight	40kg

STA DARD DELIVERY

Main unit	1 pc
10X, 40X objective	1 pc of each
Micro vickers indenter	1 pc
Hardness test block 400~500HV0.2	1 pc
Hardness test block 700~750HV1	1 pc
Slice holder	1 pc
Vice	1 pc
Cylinder holder	1 pc
Anti-dust cover	1 pc

OPTIO AL ACCESSORY

Hardness test block 400~500HV0.2	**HDT-B-HV02C**
Hardness test block 700~750HV1	**HDT-B-HV1F**
Camera	**HDT-MVH-CM**
Measuring system (manual)	**HDT-MVH-SW**
Measuring system (automatic)	**HDT-MVH-AW**
Desk	**HDT-DESK**

https://precishop.hu

INSPECTION CERTIFICATE

DIGITAL MICRO-VICKERS HARD ESS TESTER (STA DARD TYPE)
CODE HDT-MVH1100

PRESS INPUT BUTTON TO HAVE DIRECT READING OF HARDNESS

TOUCH SCREEN

MOTOR DRIVEN TURRET

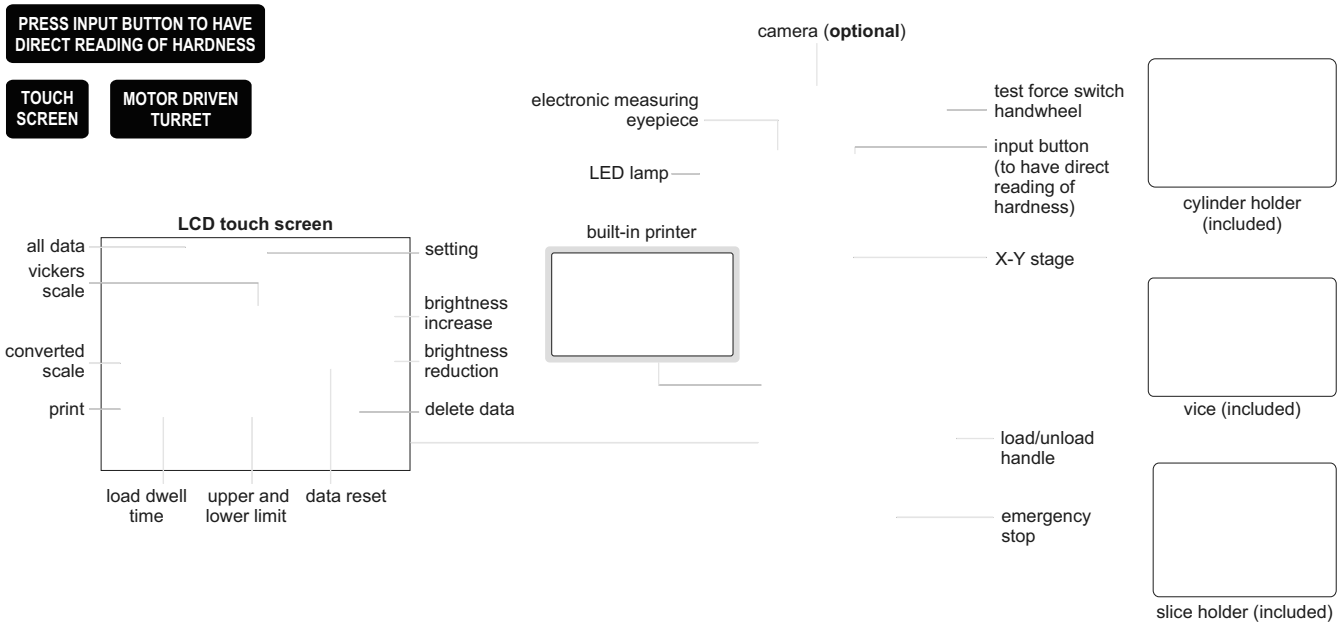

- Touch screen color LCD display
- Data storage and average value calculation
- Automatic switch between the indenter and objective lens
- According to ISO 6507



camera (**optional**)

camera and measuring system (**optional**)



SPECIFICATIO

Test force	0.098N (10gf), 0.245N (25gf), 0.49N (50gf), 0.98N (100gf), 1.96N (200gf), 2.94N (300gf), 4.9N (500gf), 9.8N (1kgf)
Vickers scales	HV0.01, HV0.025, HV0.05, HV0.1, HV0.2, HV0.3, HV0.5, HV1
Converted scales	HRA, HRB, HRC, HRD, HRF, HV, HK, HB B, HR15N, HR30N, HR45N, HR15T, HR30T, HR45T
Range	5~3000HV
Length measurement resolution	0.025μm
Objective/indenter switch	motor driven turret
Stage lifting	manual
Load control	automatic (load/dwell/unload)
Load dwell time	1~60 second
Objective	10X, 40X
Eyepiece	10X
Total magnification	10X (for measurement or observation), 400X (for measurement)
Max. workpiece height	90mm
Max. testing width	95mm (from the center of indenter to the wall of main body)
X-Y stage	dimension: 100×100mm, travel range: 25×25mm
Data output	built-in printer
Power supply	220V, 50/60Hz
Dimension	510×290×570mm
Weight	40kg

STA DARD DELIVERY

Main unit	1 pc
10X, 40X objective	1 pc of each
Micro vickers indenter	1 pc
Hardness test block 400~500HV0.2	1 pc
Hardness test block 700~750HV1	1 pc
Slice holder	1 pc
Vice	1 pc
Cylinder holder	1 pc
Anti-dust cover	1 pc

OPTIO AL ACCESSORY

Hardness test block 400~500HV0.2	**HDT-B-HV02C**
Hardness test block 700~750HV1	**HDT-B-HV1F**
Camera	**HDT-MVH-CM**
Measuring system (manual)	**HDT-MVH-SW**
Measuring system (automatic)	**HDT-MVH-AW**

https://precishop.hu

DUAL TOUCH SCREE DIGITAL M ICRO-VICKERS HARD ESS TESTER (ADVA CED TYPE) CODE HDT-DMV90

MOTOR DRIVEN TURRET | AUTOMATIC MEASUREMENT | INSPECTION CERTIFICATE

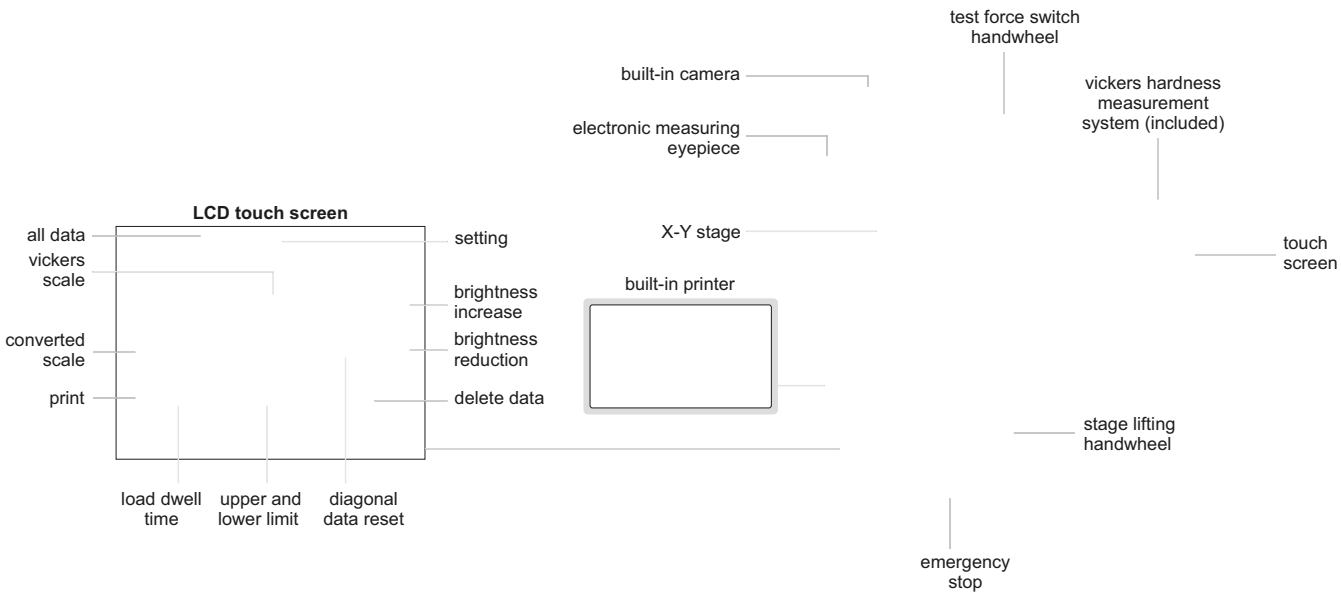

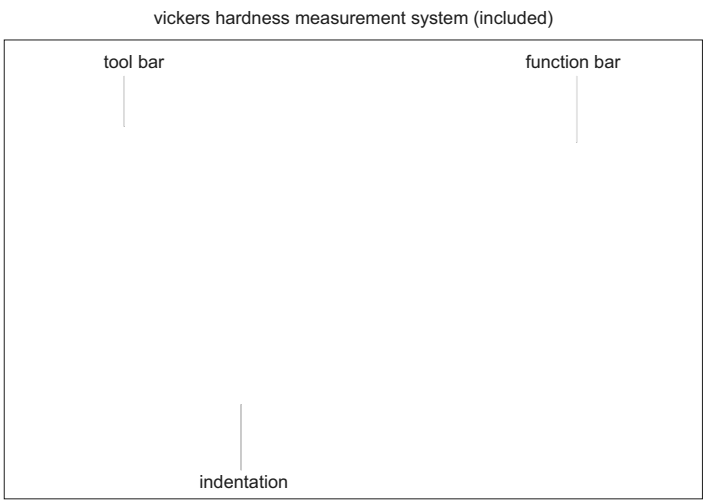

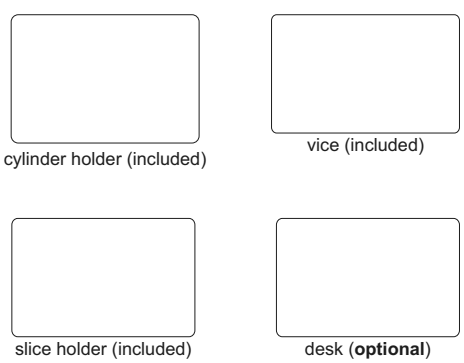

- Dual touch screen control, high-definition image measurement and analysis
- One click start, automatic pressing and automatic measurement
- The host and vickers hardness measurement system can be operated independently
- Automatic switch between the indenter and objective lens
- Data storage and average value calculation
- Can connect with wired and wireless networks to transmit data
- According to ISO 6507

To be continued

https://precishop.hu

Continued from previous page

SPECIFICATIO

Test force	0.098N (10gf), 0. 545N (55gf), 0.49N (50gf), 0.98N (100gf), 1.96N (500gf), 5.94N (300gf), 4.9N (500gf), 9.8N (1kgf)
Vickers scales	HV0.01, HV0.0 55, HV0.05, HV0.1, HV0. 5, HV0.3, HV0.5, HV1
Converted scales	HR +, HRB, HRC, HRD, HRF, HV, HK, HBW, HR15N, HR30N, HR45N, HR15T, HR30T, HR45T
Range	5~3000HV
Length measurement resolution	0.01μm
Objective/indenter switch	motor driven turret
Stage lifting	manual
Load control	automatic (load/dwell/unload)
Load dwell time	1~60 second
Objective	10X, 40X
Eyepiece	10X
Total magnification	100X (for measurement or observation), 400X (for measurement)
Max. workpiece height	90mm
Max. testing width	95mm (from the center of indenter to the wall of main body)
X-Y stage	dimensions: 100×100mm, travel range: 25×25mm
Data output	built-in printer, USB
Power supply	5 50\/50/60HZ
Dimension	500×420×480mm
Weight	4 5kg

STA DARD DELIVERY

Main unit	1 pc
Vickers hardness measurement system	1 pc
10X, 40X objective	1 pc of each
Micro vickers indenter	1 pc
Hardness test block 400~500HV0.2	1 pc
Hardness test block 700~750HV1	1 pc
Wireless keyboard	1 pc
Wireless mouse	1 pc
Vice	1 pc
Slice holder	1 pc
Cylinder holder	1 pc
Auti-dust cover	1 pc

OPTIO AL ACCESSORY

Hardness test block 400~500HV0.2	**HDT-B-HV02C**
Hardness test block 700~750HV1	**HDT-B-HV1F**
Desk	**HDT-DESK**
OFFICE software	**7313-OFFICE**

https://precishop.hu

AUTOMATIC MICRO-VICKERS HARD ESS TESTER
CODE HDT-AMV338

MOTOR DRIVEN TURRET | AUTOMATIC MEASUREMENT | Z-AXIS AUTOFOCUS

INSPECTION CERTIFICATE

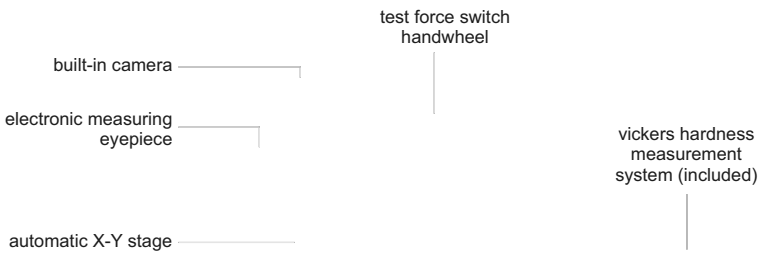



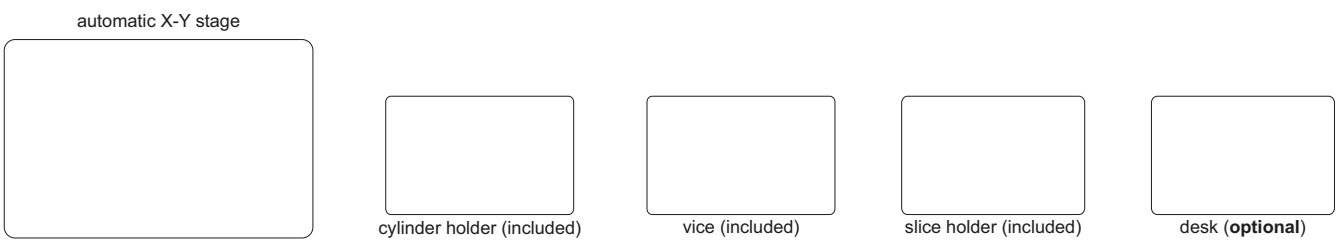

- Suitable for micro-hardness determination of various metals and non-metal materials, effective depth and heat affected area measurement, especially suitable for measuring workpieces hardness gradient distribution curve and surface hardness after heat treatment, effective hardening layer depth
- Automatic switch between the indenter and objective lens
- Z-axis automatic focus, X, Y axis automatic movement, can be for multi-point continuous measurement
- Automatic moving table by built-in step motor, high positioning accuracy, good repeatability, fast moving speed, high efficiency
- Automatic moving table bidirectional movement, equipped with safety devices to avoid misoperation
- The software can control the hardness tester hardware operation, two-way communication with each other
- The image acquisition device has fast reaction speed, high automatic measurement accuracy and good repeatability
- The system can automatically generate Bord or Excel test report, and the report template can be modified
- According to ISO 6507

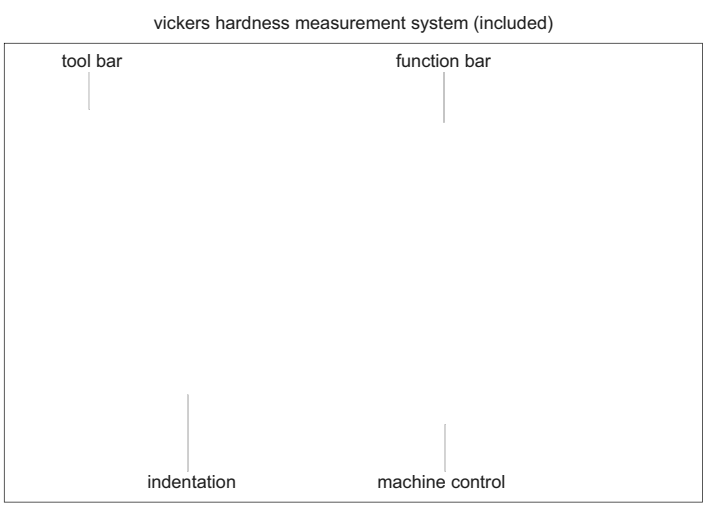

To be continued

https://precishop.hu

Continued from previous page

AUTOMATIC MEASUREMENT, CONTROL SYSTEM

Hardness tester control	1. automatic turret, automatic loading, automatic measurement 5. automatic display of test force, load dwell time, illumination brightness
Control antomatic X-Y stage	software system controls automatic X-Y stage movement
Measurement mode	1. automatic mode: automatic loading, automatic measurement, automatic display of measurement results 5. manual measurement mode can be selected
Automatic measurement	about 0.3sec of one indentation
Measurement repeatability	±1% (700HV/500gf)
The smallest indentation that can be measured	about 5μm (automatic measurement)
Data output format/ edit functions	1. inspection reports can be customized according to customer requirements 2. the depth of hardened layer is shown in table form 3. output various measurement data, hardness table, hardening layer depth, maximum value, average value, minimum value, image with hardness value

AUTOMATIC X-Y STAGE

Drive motor	step motor
Drive control	movement control by software, speed is adjustable
Dimension	110×110mm
Maximum travel distance	50×50mm
Minimum travel distance	1μm
Movement speed	1~10mm/sec, speed can be adjusted
Displacement repetition accuracy	within 1μm

SPECIFICATION

Test force	0.098N (10gf), 0. 545N (55gf), 0.49N (50gf), 0.98N (100gf), 1.96N (500gf), 5.94N (300gf), 4.9N (500gf), 9.8N (1kgf)
Vickers scales	HV0.01, HV0.0 55, HV0.05, HV0.1, HV0. 5, HV0.3, HV0.5, HV1
Converted scales	HRA, HRB, HRC, HRD, HRF, HV, HK, HB B, HR15N, HR30N, HR45N, HR15T, HR30T, HR45T
Range	5~3000HV
Length measurement resolution	0.01μm
Objective/indenter switch	motor driven turret
Stage lifting	manual
Focus mode	Z-axis autofocus
Load control	automatic (load/dwell/unload)
Load dwell time	1~60 second
Objective	10X, 40X
Eyepiece	10X
Total magnification	100X (for measurement or observation), 400X (for measurement)
Max. workpiece height	80mm
Max. testing width	110mm (from the center of indenter to the wall of main body)
Pixel	5M
Communication interface	RS 53 5
Power supply	5 50V50/60HZ
Dimension	520×290×680mm
Weight	4 5kg

STA DARD DELIVERY

Main unit	1 pc
10X, 40X objective	1 pc of each
Micro vickers indenter	1 pc
Hardness test block 400~500HV0.2	1 pc
Hardness test block 700~750HV1	1 pc
Automatic X-Y stage drive box	1 pc
Vicekers hardness measurement system	1 pc
Computer	1 pc
Vice	1 pc
Slice holder	1 pc
Cylinder holder	1 pc
Auti-dust cover	1 pc

OPTIO AL ACCESSORY

Hardness test block 400~500HV0.2	**HDT-B-HV02C**
Hardness test block 700~750HV1	**HDT-B-HV1F**
Desk	**HDT-DESK**
OFFICE software	**7313-OFFICE**

https://precishop.hu

DIGITAL VICKERS HARD ESS TESTERS (BASIC TYPE)

INSPECTION CERTIFICATE | MOTOR DRIVEN TURRET | TOUCH SCREEN

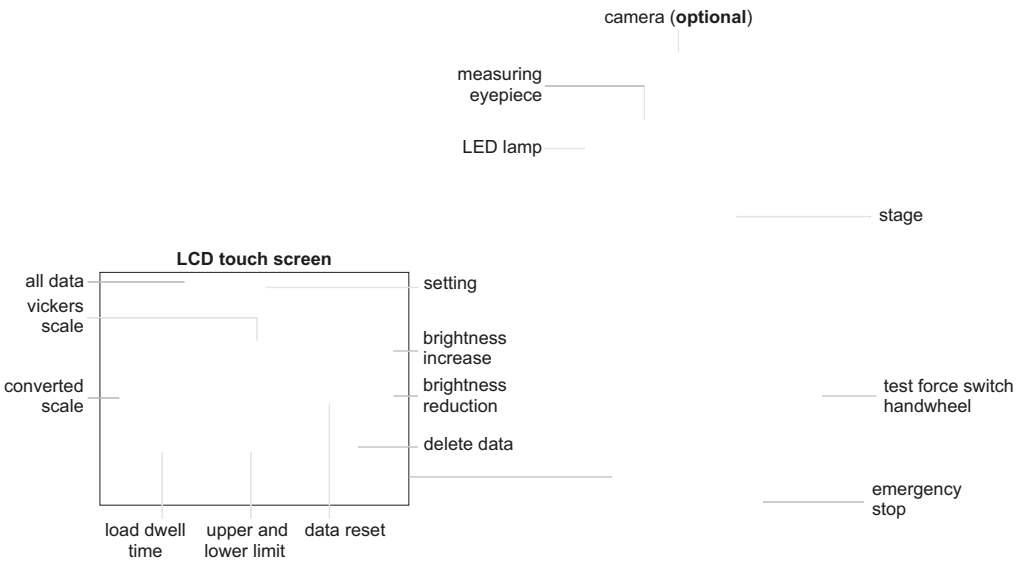

HDT-VE5 5

- Touch screen color LCD display
- Data storage and average value calculation
- Automatic switch between the indenter and objective lens
- According to ISO 6507

step: 1	step: 2
measure indentation diagonal lengthes by measuring microscope	input the indentation diagonal lengthes, the hardness value is shown on screen automatically


Ø58mm flat anvil (included)


Ø150mm flat anvil (included)

V-type anvil (included)

desk (**optional**)


camera (**optional**)

camera and measuring system (**optional**)



To be continued

https://precishop.hu

Continued from previous page

vickers hardness measurement system (**optional**)

SPECIFICATIO

Code	HDT-VE03	HDT-VE14	HDT-VE35	HDT-VE5 5
Test force	0.3kgf, 0.5kgf, 1kgf, 2kgf, 3kgf, 5kgf	0.3kgf, 0.5kgf, 1kgf, 3kgf, 5kgf, 10kgf	1kgf, 3kgf, 5kgf, 10kgf, 20kgf, 30kgf	1kgf, 5kgf, 10kgf, 20kgf, 30kgf, 50kgf
Vickers scales	HV0.3, HV0.5, HV1, HV2, HV3, HV5	HV0.3, HV0.5, HV1, HV3, HV5, HV10	HV1, HV3, HV5, HV10, HV20, HV30	HV1, HV5, HV10, HV20, HV30, HV50
Converted scales	HRA, HRB, HRC, HRD, HRF, HV, HK, HB B, HR15N, HR30N, HR45N, HR15T, HR30T, HR45T			
Range	8~3000HV			
Length measurement resolution	0.5μm			
Objective/indenter switch	motor driven turret			
Stage lifting	manual			
Load control	automatic (load/dwell/unload)			
Load dwell time	1~60 second			
Objective	10X, 20X			
Eyepiece	10X			
Total magnification	100X (for measurement or observation), 200X (for measurement)			
Max. workpiece height	175mm			
Max. testing width	135mm (form the center of indenter to the wall of main body)			
Power supply	220V, 50/60HZ			
Dimension	580×320×660mm			
Weight	55kg			

STA DARD DELIVERY

Main unit	1 pc
10X, 20X objective	1 pc of each
Vickers indenter	1 pc
Hardness test block 400~500HV10	1 pc
Hardness test block 700~750HV50	1 pc
Ø58mm flat anvil	1 pc
Ø150mm flat anvil	1 pc
V-type anvil	1 pc
Anti-dust cover	1 pc

OPTIO AL ACCESSORY

Hardness test block 400~500HV10	HDT-B-HV10D
Hardness test block 700~750HV50	HDT-B-HV50G
Desk	HDT-DESK
Vickers hardness tester camera	HDT-MVH-CM1
Measuring system (manual)	HDT-MVH-SW
Measuring system (automatic)	HDT-MVH-AW

https://precishop.hu

DIGITAL VICKERS HARD ESS TESTERS (STA DARD TYPE)

MOTOR DRIVEN TURRET | PRESS INPUT BUTTON TO HAVE DIRECT READING OF HARDNESS | TOUCH SCREEN

INSPECTION CERTIFICATE

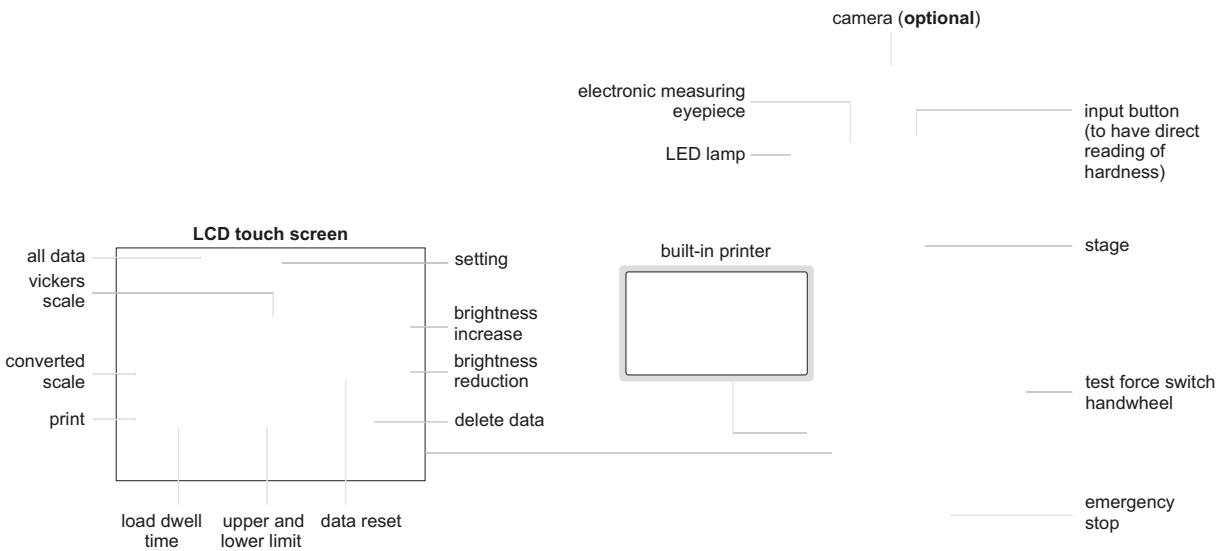

HDT-VH51

- Touch screen color LCD display
- Data storage and average value calculation
- Automatic switch between the indenter and objective lens
- According to ISO 6507

Ø58mm flat anvil (included)

Ø150mm flat anvil (included)

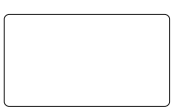
V-type anvil (included)

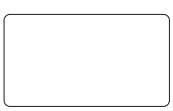
desk (**optional**)


camera (**optional**)

camera and measuring system (**optional**)



To be continued

https://precishop.hu

Continued from previous page

vickers hardness measurement system (**optional**)



SPECIFICATIO

Code	HDT-VH05	HDT-VH11	HDT-VH31	HDT-VH51
Test force	0.3kgf, 0.5kgf, 1kgf, 2kgf, 3kgf, 5kgf	0.3kgf, 0.5kgf, 1kgf, 3kgf, 5kgf, 10kgf	1kgf, 3kgf, 5kgf, 10kgf, 20kgf, 30kgf	1kgf, 5kgf, 10kgf, 20kgf, 30kgf, 50kgf
Vickers scales	HV0.3, HV0.5, HV1, HV2, HV3, HV5	HV0.3, HV0.5, HV1, HV3, HV5, HV10	Hv1, HV3, HV5, HV10, HV20, Hv30	Hv1, HV5, HV10, HV20, HV30, Hv50
Converted scales	HRA, HRB, HRC, HRD, HRF, HV, HK, HB B, HR15N, HR30N, HR45N, HR15T, HR30T, HR45T			
Range	8~3000HV			
Length measurement resolution	0.125μm			
Objective/indenter switch	motor driven turret			
Stage lifting	manual			
Load control	automatic (load/dwell/unload)			
Load dwell time	1~60 second			
Objective	10X, 20X			
Eyepiece	10X			
Total magnification	100X (for measurement or observation), 200X (for measurement)			
Max. workpiece height	175mm			
Max. testing width	135mm (form the center of indenter to the wall of main body)			
Output	built-in printer			
Power supply	220V, 50/60HZ			
Dimension	580×320×660mm			
Weight	55kg			

STA DARD DELIVERY

Main unit	1 pc
10X, 20X objective	1 pc of each
Vickers indenter	1 pc
Hardness test block	2 pcs
Ø58mm flat anvil	1 pc
Ø150mm flat anvil	1 pc
V-type anvil	1 pc
Anti-dust cover	1 pc

OPTIO AL ACCESSORY

Hardness test block	page 840~841
Desk	**HDT-DESK**
Vickers hardness tester camera	**HDT-MVH-CM1**
Measuring system (manual)	**HDT-MVH-SW**
Measuring system (automatic)	**HDT-MVH-AW**

https://precishop.hu

MOTORIZED DIGITAL BRI ELL HARD ESS TESTER (BASIC TYPE)
CODE HDT-MBE320

INSPECTION CERTIFICATE

TOUCH SCREEN

FORCE LOADING BY ELECTRIC MOTOR (WITHUOT WEIGHT)

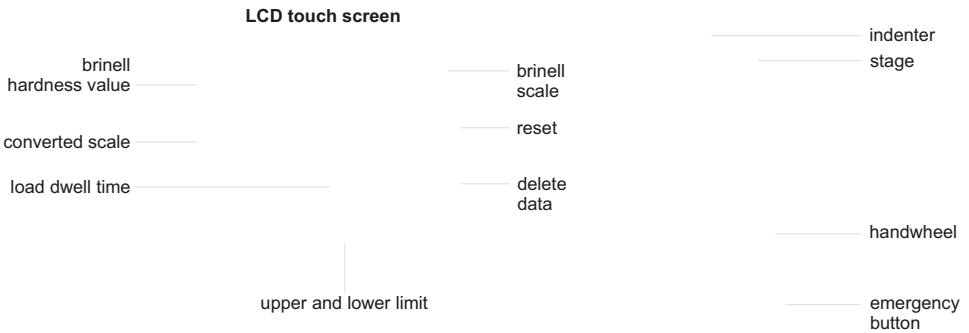

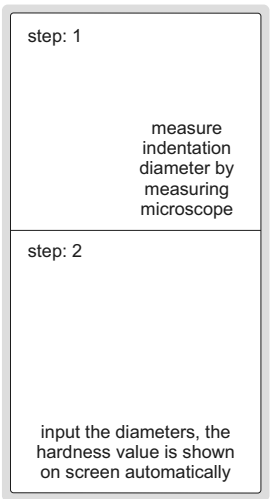

- Touch screen color LCD display
- Measure indentation diameter by measuring microscope, then input the diameters, the hardness value is shown on screen automatically
- Electric loading test force, without weights
- Casting case, structurally stable and not deformed
- According to ISO 6506

Ø78mm flat anvil (included)


Ø200mm flat anvil (included)


V-type anvil (included)

desk (**optional**)


measuring microscope (included)

SPECIFICATIO

Test force		62.5kgf, 100kgf, 125kgf, 187.5kgf, 250kgf, 500kgf, 750kgf, 1000kgf, 1500kgf, 3000kgf
Brinell scale		HB B2.5/62.5, HB B2.5/187.5, HB B5/62.5, HB B5/125, HB B5/250, HB B5/750, HB B10/100, HB B10/250, HB B10/500, HB B10/1000, HB B10/1500, HB B10/3000
Range		8~650HB B
Hardness resolution		0.1HB B
Stage elevation		manual
Load control		automatic (load/dwell/unload)
Load dwell time		0~60 second
Measuring microscope	**magnification**	20X
	resolution	0.01mm
Max. workpiece height		230mm
Max. testing width		140mm (form the center of indenter to the wall of main body)
Power supply		220V, 50/60Hz
Dimension		510×210×750mm
Weight		130kg

STANDARD DELIVERY

Main unit	1 pc
Ø78mm flat anvil	1 pc
Ø200mm flat anvil	1 pc
V-type anvil	1 pc
Ø2.5mm carbide ball indenter	1 pc
Ø5mm carbide ball indenter	1 pc
Ø10mm carbide ball indenter	1 pc
Hardness test block 100~200HBW2.5/187.5	1 pc
Hardness test block 90~200HBW10/1000	1 pc
Hardness test block 100~200HBW10/3000	1 pc
Measuring microscope	1 pc

OPTIONAL ACCESSORY

Hardness test block 100~200HBW2.5/187.5	**HDT-B-HB25A1**
Hardness test block 90~200HBW10/1000	**HDT-B-HB10C1**
Hardness test block 100~200HBW10/3000	**HDT-B-HB10A1**
Desk	**HDT-DESK**

https://precishop.hu

TOUCH SCREEN | FORCE LOADING BY ELECTRIC MOTOR (WITHUOT WEIGHT)

MOTORIZED DIGITAL BRI ELL HARD ESS TESTERS (STA DARD TYPE)

INSPECTION CERTIFICATE

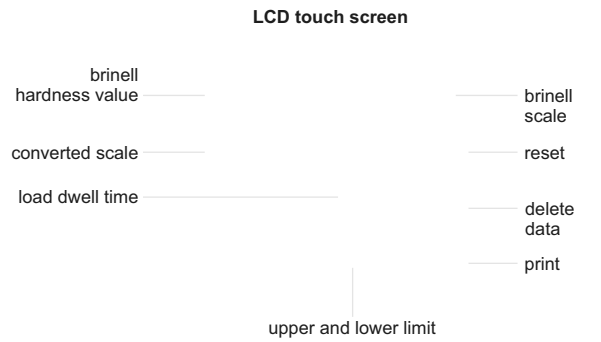

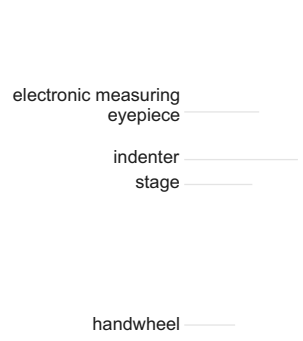

Ø78mm flat anvil (included)

Ø200mm flat anvil (included)

V-type anvil (included)

built-in printer

emergency button

desk (**optional**)

- Touch screen color LCD display
- Measure the indentation with microscope, automatically calculate the hardness value and display it on the screen
- Electric loading test force, without weights
- Casting case, structurally stable and not deformed
- According to ISO 6506

SPECIFICATIO

Code		HDT-MB 510	HDT-MB710
Turret rotation		manual	automatic
Test force		62.5kgf, 100kgf, 125kgf, 187.5kgf, 250kgf, 500kgf, 750kgf, 1000kgf, 1500kgf, 3000kgf	
Brinell scale		HB B2.5/62.5, HB B2.5/187.5, HB B5/125, HB B5/750, HB B10/100, HB B10/250, HB B10/500, HB B10/1000, HB B10/1500, HB B10/3000	
Range		8~650HB B	
Hardness resolution		0.1HB B	
Stage elevation		manual	
Load control		automatic (load/dwell/unload)	
Load dwell time		0~60 second	
Measuring microscope	magnification	20X	
	resolution	0.1μm	
Max. workpiece height		200mm	
Max. testing width		135mm (form the center of indenter to the wall of main body)	
Data output		built-in printer, RS232	
Power supply		220V, 50/60Hz	
Dimension		510×210×750mm	
Weight		130kg	

STANDARD DELIVERY

Main unit	1 pc
Ø78mm flat anvil	1 pc
Ø200mm flat anvil	1 pc
V-type anvil	1 pc
Ø2.5mm carbide ball indenter	1 pc
Ø5mm carbide ball indenter	1 pc
Ø10mm carbide ball indenter	1 pc
Hardness test block 100~200HBW2.5/187.5	1 pc
Hardness test block 90~200HBW10/1000	1 pc
Hardness test block 100~200HBW10/3000	1 pc

OPTIONAL ACCESSORY

Hardness test block 100~200HBW2.5/187.5	HDT-B-HB25A1
Hardness test block 90~200HBW10/1000	HDT-B-HB10C1
Hardness test block 100~200HBW10/3000	HDT-B-HB10A1
Desk	HDT-DESK

https://precishop.hu

B INELL INDENTATION MEASU ING SYSTEM
CODE ISHB-MSA

application

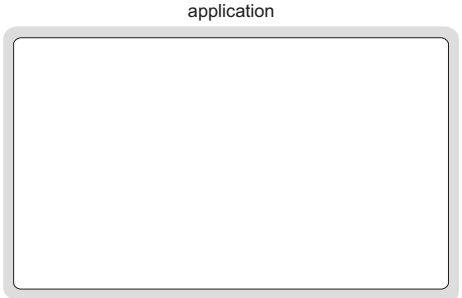

software flash disk
(included)

- Connected to co puter USB port
- Auto atically easure the indentation
- Result saved to Excel auto atically
- Tolerance testing
- Calibration with standard hardness blocks or standard indentation blocks

software (included)



SPECIFICATION

Applicable Brinell indenter		Ø10 , Ø7.26 , Ø5 , Ø4 , Ø2.5
Hardness range		16~650HB
ange of indentation diameter		Ø0.6~6
Test force		62.5, 100, 125, 187.5, 250, 500, 750, 1000, 1500, 3000kgf
Hardness resolution		1HB
Diameter measuring resolution		0.001
Diameter measuring accuracy	**Ø10mm ball indneter**	±0.4% (indentation dia eter)
	Ø5mm ball indneter	±0.8% (indentation dia eter)
	Ø2.5mm ball indneter	±1.2% (indentation dia eter)
Camera	**sensor**	1/3.2" CMOS
	pixel	2M (resolution 1600×1200)
	view filed	8×6
Dimension		170×54×54
Weight		385g



standard blocks for Ø5 and Ø10 indenters (included)

STANDA D DELIVE Y

Main unit	1 pc
Software	1 pc
Ø5mm standard indentation block	1 pc
Ø10mm standard indentation block	1 pc

OPTIONAL ACCESSO Y

Ø2.5mm standard indentation block	**ISHB-MSA-BLOCK25**

https://precishop.hu

INSPECTION CERTIFICATE

B INELL/ OCKWELL/VICKE S HA DNESS TESTE CODE ISH-B V

Ø60 flat anvil for Rockwell (included)

Ø150 flat anvil for Rockwell (included)

Ø60 flat anvil for Vickers and Brinell (included)

V-type anvil for Rockwell (included), for cylinders with dia eter Ø4~60

V-type anvil for Vickers and Brinell (included)



s all V-type anvil for Rockwell (**optional**), for cylinders with dia eter Ø2~4



desk (**optional**)

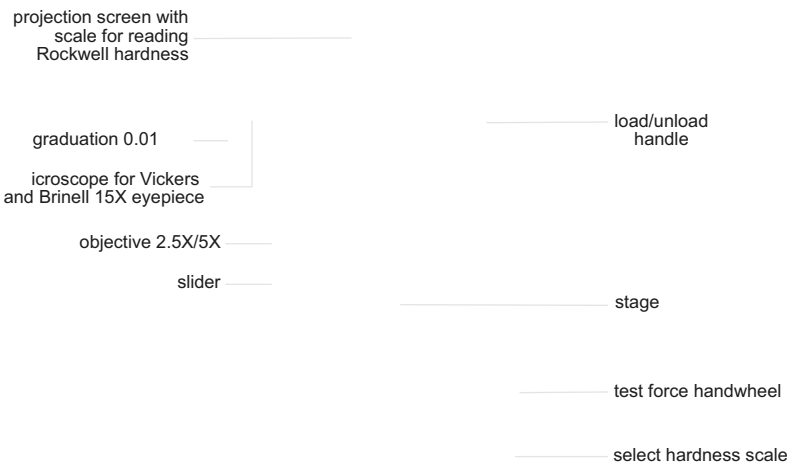

- According to ISO 6506, ISO 6507, ISO 6508

SPECIFICATION

ockwell test load	98N preload, 588, 980, 1471N total load
Min. ockwell reading	0.5HR
Brinell test load	306, 613, 1839N
Vickers test load	294N
Stage elevation	anual
Load control	anual
Magnification of microscope	37.5X/75X
Max. workpiece height	180
Max. testing width	200 (fro the center of indenter to the wall of ain body)
Power supply	220V, 50/60Hz
Dimension	546×300×767
Weight	90kg

STANDA D DELIVE Y

Main unit	1 pc
Ø1.5875mm carbide ball indenter	1 pc
Diamond ockwell indenter	1 pc
Ø5mm Brinell indenter	1 pc
Ø2.5mm Brinell indenter	1 pc
Vickers indenter	1 pc
Ø60mm flat anvil for ockwell	1 pc
Ø150mm flat anvil for ockwell	1 pc
V-type anvil for ockwell	1 pc
Ø60mm flat anvil for Vickers and Brinell	1 pc
V-type anvil for Vickers and Brinell	1 pc
Hardness test block H B88~95	1 pc
Hardness test block H C60~65	1 pc
Hardness test block H C20~30	1 pc
Hardness test block 400~500HV30	1 pc
Hardness test block 180~300HBW2.5/187.5	1 pc
Anti-dust cover	1 pc

OPTIONAL ACCESSO Y

Hardness test block H B88~100	HDT-B-H B
Hardness test block H C60~70	HDT-B-H C3
Hardness test block H C20~30	HDT-B-H C1
Hardness test block 400-500HV30	HDT-B-HV30D
Hardness test block 200-3000HBW2.5/187.5	HDT-B-HB25A2
Small V-type anvil for ockwell	ISH-SMALLANVIL
Desk	HDT-DESK

https://precishop.hu

BALANCING B ACKET
CODE ISH-BL01

application exa ple



- Suitable for hardness easure ent of long strip speci ens
- By adjusting the counterweight, to ensure that the indenter is perpendicular to the speci en

SPECIFICATION

Sample diameter	<50
Test bench type	V-type anvil
Dimension	600×100×100
Weight	5kg

JACK LIFTING B ACKET
CODE ISH-ST02

application exa ple



- No need to hold the sa ple, fixing the sa ple can reduce easure ent error

SPECIFICATION

Sample diameter	<50
Test bench type	V-type anvil
Adjusting the height	200 (custo izable)
Dimension	250×250×400
Weight	11kg

https://precishop.hu

PO TABLE LEEB HA DNESS TESTE
APPLICABLE MATE IAL AND HA DNESS ANGE OF IMPACT DEVICE D

Material	HLD	HV	HB	H C	H B	HS	Tensile strength (MPa)
Steel & cast steel	300-900	81-955	81-654	20-68	38-100	32-100	375-2639
Tool steel	300-840	80-898		20-67			
Stainless steel	300-800	85-802	85-655		46-101		
Cast iron	360-650		93-334				
Cast alu inu alloy	170-570		19-164		23-84		
Brass	200-550		40-173		13-95		
Bronze	300-700		60-290				
Copper	200-690		45-315				

BLUETOOTH DATA OUTPUT

INSPECTION CERTIFICATE

PO TABLE LEEB HA DNESS TESTE S

HDT-CB320
(wired probe is included)

HDT-WL320
(wireless probe is included)

- Can use wired probes or wireless probes
- Dual-coil probe for high accuracy
- Universal testing angle, no need to set i pact direction
- Based on Leeb (HLD), converted to Vickers (HV), Brinell (HB), Rockwell (HRC, HRA and HRB), Shore (HS) and tensile strength (σb)
- Dual value display, shows both Leeb and converted hardness
- Large 2.4" LCD display with backlight
- With a agnet on the back, the ain unit can be attached on steel surfaces
- According to ASTM A956 and DIN 50156

hardness test block D (included)

s all support ring (included)

connect to PC, upload the data to PC, print and send to Excel (software is included)

connect to bluetooth printer (**optional**)

To be continued

https://precishop.hu

Continued fro previous page

SPECIFICATION

Code	HDT-CB320	HDT-WL320
Probe included	wired probe D	wireless probe D
Optional probes	wired (DC/C/D/D+15/DL/E/G), wireless (DC/C/D/DL/G)	
esolution	1HLD/1HV/1HB/0.1HRC/0.1HRB/0.1HRA/0.1HS/1MPa	
Accuracy	±6HLD (when HLD=800)	
Output	USB	
Measuring range	HL 170-960/HRC 1.3-74.7/HRB 1.2-139.7/HB 28-1027/HV 45-1221 HS 4.0-112.1/HRA 1.3-88.5/MPa 118-3315N/ ²	
Applicable materials	1. steel/cast steel 2. alloy steel 3. stainless steel 4. gray pig iron 5. nodular cast iron 6. cast alu inu 7. brass 8. bronze 9. copper 10. forging steel 11. rolling steel	
Statistics	average/ ax./ in./s.value	
Memory	999 data	
Working environment	-10°C~45°C	
Power supply	2xAA battery	
Dimension	145×68×28	
Weight	158g	

STANDA D DELIVE Y

Code	HDT-CB320	HDT-WL320
Main unit	1 pc	1 pc
Wired probe D	1 pc	—
Wireless probe D	—	1 pc
Hardness test block D	1 pc	1 pc
Small support ring	1 pc	1 pc
Cleaning brush	1 pc	1 pc

OPTIONAL ACCESSO Y

Wired probe	DC	HDT-CB320-DC
	C	HDT-CB320-C
	D	HDT-CB320-D
	D+15	HDT-CB320-D15
	DL	HDT-CB320-DL
	E	HDT-CB320-E
	G	HDT-CB320-G
Wireless probe	DC	HDT-WL320-DCW
	C	HDT-WL320-CW
	D	HDT-WL320-DW
	DL	HDT-WL320-DLW
	G	HDT-WL320-GW
Hardness test block D**		HDT-B-HLD3
Hardness test block G*		HDT-B-HLG2
Printer		ISH-LP200-P INTE
Support rings		page 829

* Hardness test block G (**HDT-B-HLG2**) is for probe G (**HDT-CB320-G** or **HDT-WL320-GW**)
** Hardness test block D (**HDT-B-HLD3**) is for all other probes

wired probes (**optional**)

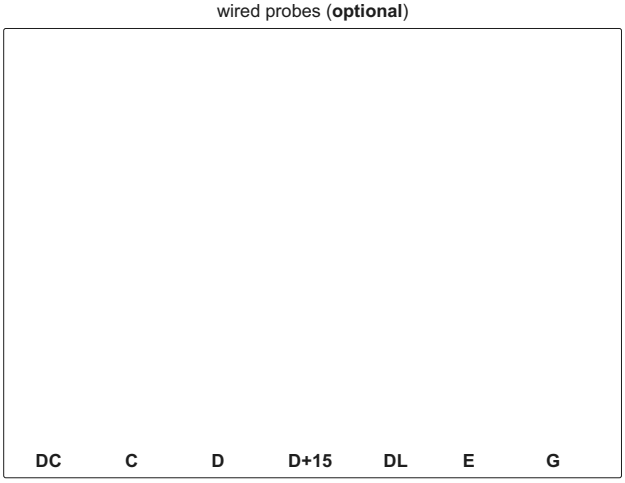

wireless probes (**optional**)

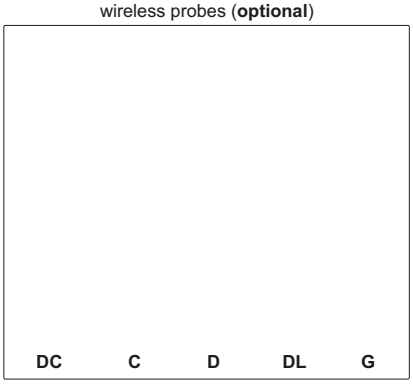

APPLICABLE WO KPIECE

Probes		DC	C	D	D+15	DL	E	G
Application		inner wall of s all space	s all or thin workpiece, coating layer	general use	deep groove	narrow slot or s all hole	very hard aterial	casting or forging workpiece
Maximum roughness of workpiece (a)		2μ	0.4μ	2μ	2μ	2μ	2μ	7μ
Minimum weight of workpiece	direct measurement	5kg	1.5kg	5kg	5kg	5kg	5kg	15kg
	on solid support	2.5kg	0.5kg	2kg	2kg	2kg	2.5kg	5kg
	coupled on plate	0.05-2kg	0.02kg	0.05-2kg	0.1kg	0.1kg	0.1-2kg	0.5kg
Minimum thickness of workpiece		3	1	3	3	3	3	10

https://precishop.hu

INSPECTION CERTIFICATE

PO TABLE LEEB HA DNESS TESTE
CODE ISH-PHB

- Based on Leeb (HLD), converted to Vickers (HV), Brinell (HB), Rockwell (HRC and HRB), Shore (HS) and tensile strength (MPa)
- Me ory of 99 easure ent values for browsing
- Set easure ent ti es (1~9) to have average value
- Connected with printer via bluetooth
- Auto atic power off, according to ASTM A 956



hardness test block D (included)



s all support ring (included)



wireless printer (**optional**)

SPECIFICATION

Min. reading	1HLD, 1HV, 1HB, 0.1HRC, 0.1HRB, 1HS, 1MPa	
Accuracy	±6HLD (when HLD=800)	
Display	Leeb (HLD), converted hardness, aterial, i pact direction, test ti es, average value, date	
Output	bluetooth	
Applicable workpiece	ini u weight	5kg
		2kg (on solid support)
		0.1kg (coupled on plate)
	ini u thickness: 5	
	ini u radius of curved surface: 30	
	axi u roughness (Ra): 1.6μ	
Power supply	3×AAA batteries	
Dimension	150×84×28	
Weight	200g	

STANDA D DELIVE Y

Main unit	1 pc
Impact device D	1 pc
Hardness test block D	1 pc
Small support ring	1 pc
Cleaning brush	1 pc

OPTIONAL ACCESSO Y

Wireless printer	**ISH-DS-P INTE**
Couplant	**ISH-COUPLANT**
Support rings	page 829
Hardness test block D	**HDT-B-HLD3**

https://precishop.hu

PO TABLE LEEB HA DNESS TESTE (BUILT-IN BLUETOOTH)
CODE ISH-PHB-B

BUILT-IN BLUETOOTH | DATA OUTPUT

INSPECTION CERTIFICATE

- Based on Leeb (HLD), converted to Vickers (HV), Brinell (HB), Rockwell (HRC and HRB), Shore (HS) and tensile strength (MPa)
- Me ory of 99 easure ent values for browsing
- Set easure ent ti es (1~9) to have average value
- Connected with printer via wireless odule
- Auto atic power off
- According to ASTM A 956
- Wired data trans ission (keyboard signal): USB cable connect to co puter, press trans ission button to send data
- Wireless data trans ission (keyboard signal): built-in Bluetooth odule connect to co puter or obile phone, press trans ission button to send data



hardness test block D (included)



s all support ring (included)



wireless printer (**optional**)

trans ission button

SPECIFICATION

Min. reading	1HLD, 1HV, 1HB, 0.1HRC, 0.1HRB, 1HS, 1MPa	
Accuracy	±6HLD (when HLD=800)	
Display	Leeb (HLD), converted hardness, aterial, i pact direction, test ti es, average value, date	
Output	bluetooth, USB	
Applicable workpiece	ini u weight	5kg
		2kg (on solid support)
		0.1kg (coupled on plate)
	ini u thickness: 5	
	ini u radius of curved surface: 30	
	axi u roughness (Ra): 1.6μ	
Power supply	3×AAA batteries	
Dimension	150×84×28	
Weight	200g	

STANDA D DELIVE Y

Main unit	1 pc
Impact device D	1 pc
Hardness test block D	1 pc
USB cable	1 pc
Small support ring	1 pc
Cleaning brush	1 pc

OPTIONAL ACCESSO Y

Wireless printer	**ISH-DS-P INTE**
Couplant	**ISH-COUPLANT**
Support rings	page 829
Hardness test block D	**HDT-B-HLD3**

connected to co puter by USB cable, upload the data in real ti e



connected to co puter by bluetooth odule, upload the data in real ti e



https://precishop.hu

DATA OUTPUT

INSPECTION CERTIFICATE

PO TABLE LEEB HA DNESS TESTE CODE ISH-SPHA

- Based on Leeb (HL), converted to Vickers (HV), Brinell (HB), Rockwell (HRC and HRB), Shore (HS) and tensile strength (MPa)
- Connected with printer via bluetooth
- Connected with co puter via USB port
- Up to 800 test results can be saved
- Tolerance testing
- Touch screen operation, large display with backlight
- Language: English, Chinese, Italian, Ger an, French and Portuguese
- Auto atic power off
- According to ASTM A 956

software flash disk (included)

hardness test block D (included)

s all support ring (included)

printer (included)

SPECIFICATION

Min. reading	1HL, 1HV, 1HB, 0.1HRC, 0.1HRB, 1HS, 1MPa
Accuracy	±6HL (when HL=800)
Display	Leeb (HL), converted hardness, aterial, i pact direction, test ti es, average value, deviation, ti e
Output	bluetooth and USB
Power supply	built-in rechargeable battery
Dimension	135×83×24
Weight	350g

STANDA D DELIVE Y

Main unit	1 pc
Impact device D	1 pc
Printer	1 pc
Hardness test block D	1 pc
Small support ring	1 pc
Cleaning brush	1 pc
AC/DC adapter	1 pc
Software flash disk and USB cable	1 pc
Pen for touch screen	1 pc

OPTIONAL ACCESSO Y

Impact device DC	**ISH-SPHA-DC**
Impact device C	**ISH-SPHA-C**
Impact device D+15	**ISH-SPHA-D15**
Impact device DL	**ISH-SPHA-DL**
Impact device G	**ISH-SPHA-G**
Hardness test block D*	**HDT-B-HLD3**
Hardness test block G*	**HDT-B-HLG2**
Couplant	**ISH-COUPLANT**
Support rings	page 829

* Hardness test block G (**HDT-B-HLG2**) is for i pact device G (**ISH-SPHA-G**).
Hardness test block D (**HDT-B-HLD3**) is for all other i pact devices.

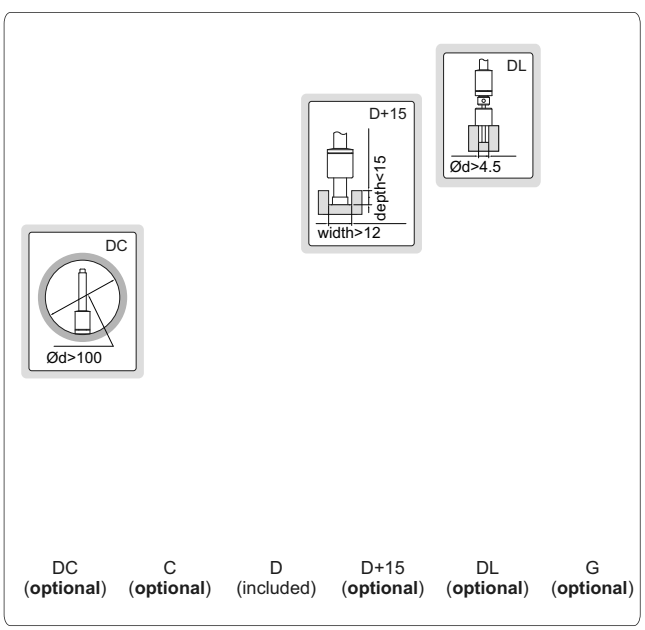

APPLICABLE WO KPIECE

Impact device		DC	C	D	D+15	DL	G
Application		inner wall of s all space	s all or thin workpiece, coating layer	general use	deep groove	narrow slot or s all hole	casting or forging workpiece
Maximum roughness of workpiece (a)		1.6μ	0.4μ	1.6μ	1.6μ	1.6μ	7μ
Minimum weight of workpiece	direct measurement	5kg	1.5kg	5kg	5kg	5kg	15kg
	on solid support	2kg	0.5kg	2kg	2kg	2kg	5kg
	coupled on plate	0.1kg	0.02kg	0.1kg	0.1kg	0.1kg	0.5kg
Minimum thickness of workpiece		5	1	5	5	5	10

https://precishop.hu

PO TABLE LEEB HA DNESS TESTE S (BASIC TYPE)

INSPECTION CERTIFICATE

POPULAR MODEL

- Can change probes
- Dual-coil probe for high accuracy
- Universal testing angle, no need to set i pact direction
- Based on Leeb (HLD), converted to Vickers (HV), Brinell (HB), Rockwell (HRC, HRB), Shore (HSD) and tensile strength (σb)
- Dual value display, shows both Leeb and converted hardness
- Large LCD display with backlight
- Can choose large font display and statistics display
- Auto atically calculate axi u , ini u and average value
- Save 300 data
- Operation te perature: -10°C~45°C
- According to ASTM A956, GB/T 17394

SPECIFICATION

Code	HDT-LP200	HDT-LP200B
Printer	not included	included
esolution	1HLD/1HV/1HB/0.1HRC/0.1HRB/ 0.1HSD/1σb	
Accuracy	±6HLD (when HLD=800)	
Measuring range	HL 170-960/HRC 17-70/HRB 13-109/ HB 20-655/HV 80-940/HSD 32-99.5/ σb(r) 255-2639N/ ²	
Power supply	2xAA battery	
Dimension	135×77×32	
Weight	240g	

STANDA D DELIVE Y

Main unit	1 pc
Hardness test block D	1 pc
Small support ring	1 pc
Cleaning brush	1 pc
Impact device D	1 pc
Bluetooth printer (included in HDT-LP200B)	1 pc

OPTIONAL ACCESSO Y

Impact device DC	HDT-LP200-DC
Impact device C	HDT-LP200-C
Impact device D+15	HDT-LP200-D15
Impact device DL	HDT-LP200-DL
Impact device G	HDT-LP200-G
Hardness test block D**	HDT-B-HLD3
Hardness test block G*	HDT-B-HLG2
Support rings	page 829

* Hardness test block G (**HDT-B-HLG2**) is for i pact device G (**HDT-LP200-G**)

** Hardness test block D (**HDT-B-HLD3**) is for all other i pact devices



hardness test block D (included)



s all support ring (included)



bluetooth printer (included in **HDT-LP200B**)

HDT-LP200

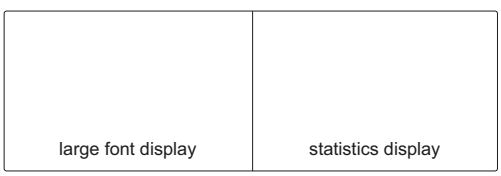

large font display | statistics display

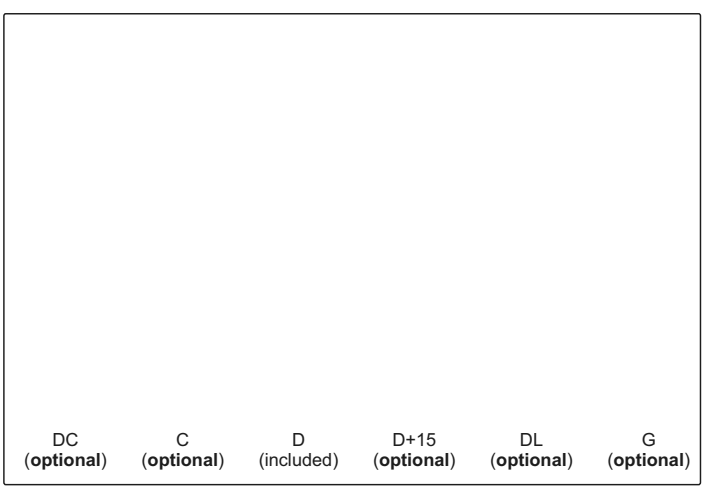

DC (**optional**) | C (**optional**) | D (included) | D+15 (**optional**) | DL (**optional**) | G (**optional**)

APPLICABLE WO KPIECE

Impact device		DC	C	D	D+15	DL	G
Application		inner wall of s all space	s all or thin workpiece, coating layer	general use	deep groove	narrow slot or s all hole	casting or forging workpiece
Maximum roughness of workpiece (a)		2μ	0.4μ	2μ	2μ	2μ	7μ
Minimum weight of workpiece	direct measurement	5kg	1.5kg	5kg	5kg	5kg	15kg
	on solid support	2kg	0.5kg	2kg	2kg	2kg	5kg
	coupled on plate	0.05kg	0.02kg	0.05kg	0.1kg	0.05kg	0.5kg
Minimum thickness of workpiece		3	1	3	3	3	10

https://precishop.hu

INSPECTION CERTIFICATE

PO TABLE LEEB HA DNESS TESTE (WITH WI ELESS P OBE) CODE HDT-WP201

- Bluetooth digital probe
- Universal testing angle, no need to set i pact direction
- Based on Leeb (HLD), converted to Vickers (HV), Brinell (HB), Rockwell (HRC, HRB), Shore (HSD) and tensile strength (σb)
- Dual value display, shows both Leeb and converted hardness
- Large LCD display with backlight
- Can choose large font display and statistics display
- Auto atically calculate axi u , ini u and average value
- Save 300 data
- Operation te perature: -10°C~45°C
- According to ASTM A956, DIN 50156 GB/T 17394


hardness test block D (included)


s all support ring (included)


bluetooth printer (**optional**)

SPECIFICATION

esolution	1HLD/1HV/1HB/0.1HRC/0.1HRB/ 0.1HSD/1σb
Accuracy	±6HLD (when HLD=800)
Measuring range	HL 170-960/HRC 17-69/HRB 13-101.7/ HB 20-655/HV 80-940/HSD 32-99.5/ σb (r) 255-2180N/ ²
Power supply	2xAA battery
Dimension	135×77×32
Weight	240g

large font display | statistics display

STANDA D DELIVE Y

Main unit	1 pc
Hardness test block D	1 pc
Small support ring	1 pc
Cleaning brush	1 pc
Impact device D	1 pc

OPTIONAL ACCESSO Y

Impact device DC	HDT-WL320-DCW
Impact device C	HDT-WL320-CW
Impact device DL	HDT-WL320-DLW
Impact device G	HDT-WL320-GW
Hardness test block D	HDT-B-HLD3
Bluetooth printer	ISH-LP200-P INTE
Support rings	page 829

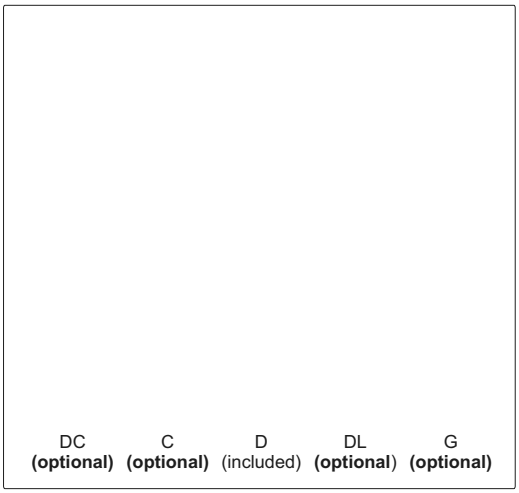
DC **(optional)** C **(optional)** D (included) DL **(optional)** G **(optional)**

APPLICABLE WO KPIECE

Impact device		DC	C	D	DL	G
Application		inner wall of s all space	s all or thin workpiece, coating layer	general use	narrow slot or s all hole	casting or forging workpiece
Maximum roughness of workpiece (a)		2μ	0.4μ	2μ	2μ	7μ
Minimum weight of workpiece	direct measurement	5kg	1.5kg	5kg	5kg	15kg
	on solid support	2kg	0.5kg	2kg	2kg	5kg
	coupled on plate	0.05kg	0.02kg	0.05kg	0.05kg	0.5kg
Minimum thickness of workpiece		3	1	3	3	10

https://precishop.hu

PEN-TYPE LEEB HA DNESS TESTE (ADVANCED TYPE)
CODE HDT-L410

DATA OUTPUT | HIGH ACCURACY | DL PROBE IS OPTIONAL

INSPECTION CERTIFICATE

software flash disk (included)

hardness test block D (included)

wireless printer (**optional**)

s all support ring (included)

DL probe can be installed (**optional**)



- Metal housing
- HD TFT 320×320 display
- I pact device D
- Based on Leeb (HLD), converted to Vickers (HV), Brinell (HB), Rockwell (HRC, HRA and HRB), Shore (HS) and tensile strength (SGM)
- Four display odes
- Auto atic direction correction
- Tolerance testing
- Auto atic power off, auto atic calculation of statistics
- Dual value display, shows both Leeb and other conversion values
- 31 files can be saved, each containing 100 easure ent data
- Connected to PC software via USB or Bluetooth 2.0
- Connected with printer via Bluetooth
- Operation te perature: -20°C~70°C
- According to ASTM A956, DIN 50156, GB/T 17394

dyna ic ring display

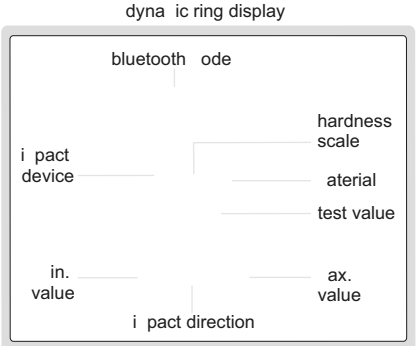

statistic display

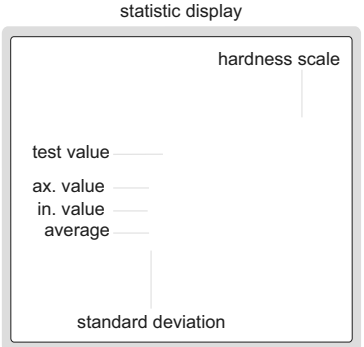

can choose large font display

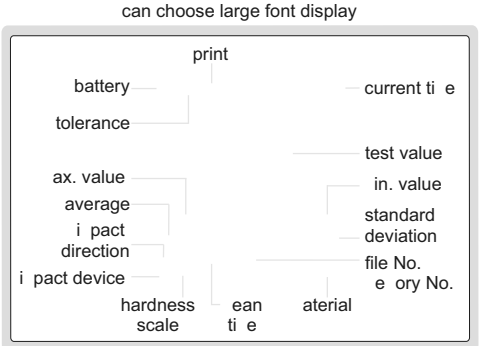

software (included), upload the e ory to PC, print and send to EXCEL

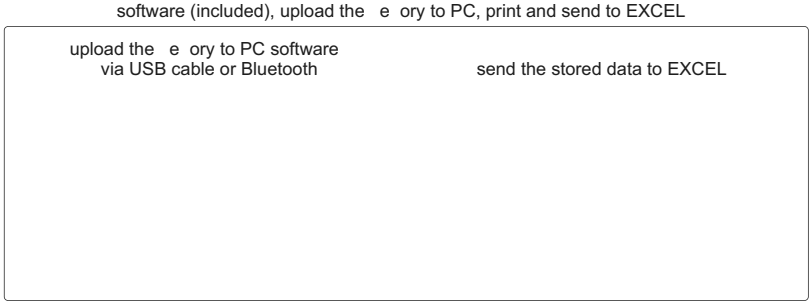

histogra display

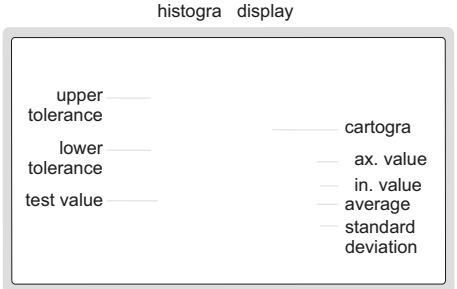

SPECIFICATION

esolution	1HLD, 1HV, 1HB, 0.1HRC, 0.1HRB, 0.1HRA, 0.1HS, 1SGM	
Accuracy	±4HLD (when HLD=800)	
Output	USB and bluetooth	
Applicable workpiece	ini u weight	5kg (direct easure ent)
		2kg (on solid support)
		0.05kg (coupled on plate)
	ini u thickness: 5	
	ini u radius of curved surface: 30	
	axi u roughness (Ra): 2μ	
Power supply	built-in 3.7V rechargeable battery	
Dimension	148×44×22	
Weight	115g	

STANDA D DELIVE Y

Main unit	1 pc
Hardness test block D	1 pc
Small support ring	1 pc
Cleaning brush	1 pc
AC/DC adapter	1 pc
Software flash disk and USB cable	1 pc

OPTIONAL ACCESSO Y

Printer	HDT-L410-P INTE
Support rings	page 829
Hardness test block D	HDT-B-HLD3
DL probe	HDT-L410-DL

https://precishop.hu

DATA OUTPUT | DL PROBE IS OPTIONAL | INSPECTION CERTIFICATE

PEN-TYPE LEEB HA DNESS TESTE (STANDA D TYPE)
CODE HDT-B430

DL probe can be installed (**optional**)



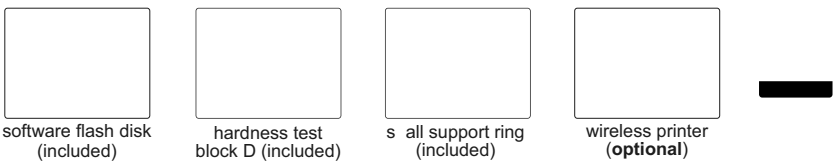

- I pact device D is included
- High contrast OLED display
- Based on Leeb (HLD), converted to Vickers (HV), Brinell (HB), Rockwell (HRC, HRA and HRB), Shore (HS) and tensile strength (σb)
- Dual value display, shows both Leeb and other conversion values
- No need to set the testing direction
- 31 files can be saved, each containing 100 easure ent data
- Auto atically calculate axi u , ini u , average value
- Connected to PC software via USB or Bluetooth
- Connected with printer via Bluetooth
- Operation te perature: -20°C~45°C
- According to ASTM A956, DIN 50156 GB/T, 17394

standard display

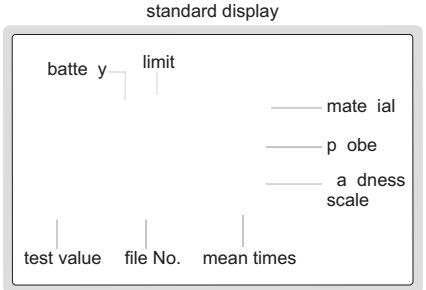

big c a acte display

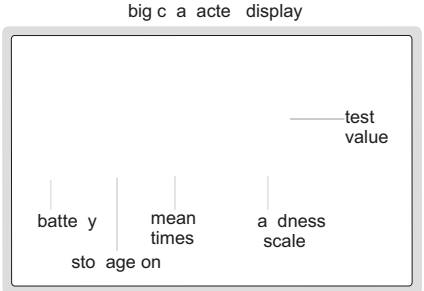

ave age display

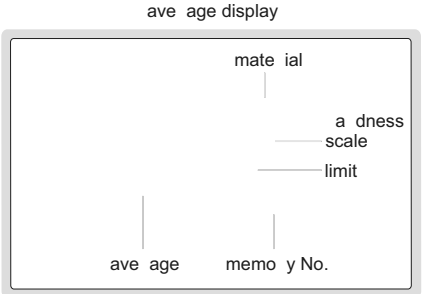

statistical pa amete display

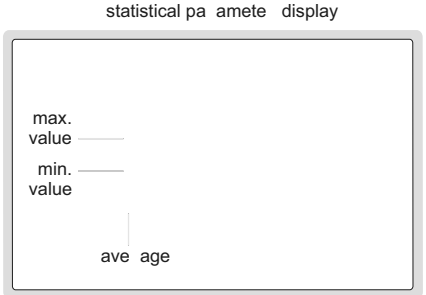

software (included), upload the e ory to PC, print and send to EXCEL

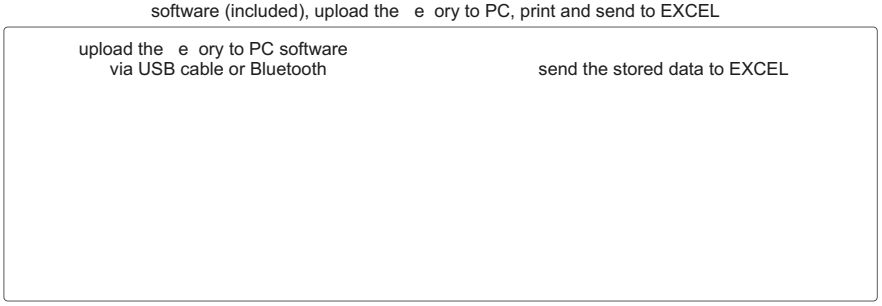

SPECIFICATION

esolution	1HLD, 1HV, 1HB, 0.1HRC, 0.1HRB, 0.1HRA, 0.1HSD, 16b	
Accuracy	±6HLD (when HLD=800)	
Measuring range	HLD170-960, HRC17-70, HRB13-109, HB20-655, HV80-940 HSD32-99.5, HRA30-88, σb (r) 255-2180N/ ²	
Applicable workpiece	ini u weight	5kg (direct easure ent)
		2kg (on solid support)
		0.05kg (coupled on plate)
	ini u thickness: 5	
	ini u radius of curved surface: 30	
	axi u roughness (Ra): 2μ	
Output	USB and bluetooth	
Power supply	built-in 3.7V rechargeable battery	
Dimension	148×44×28	
Weight	110g	

STANDA D DELIVE Y

Main unit	1 pc
Hardness test block D	1 pc
Small support ring	1 pc
Cleaning brush	1 pc
AC/DC adapter	1 pc
Software flash disk and USB cable	1 pc

OPTIONAL ACCESSO Y

Printer	ISH-LP200-P INTE
Support rings	page 829
Hardness test block D	HDT-B-HLD3
DL probe	HDT-L410-DL

https://precishop.hu

PEN-TYPE LEEB HA DNESS TESTE (BASIC TYPE)
CODE HDT-L411

DATA OUTPUT

INSPECTION CERTIFICATE

software flash disk
(included)

hardness test
block D (included)



s all support ring
(included)

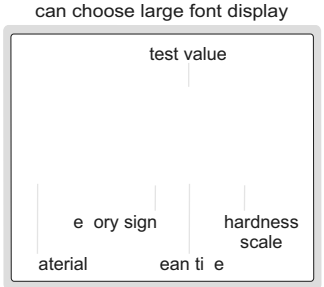

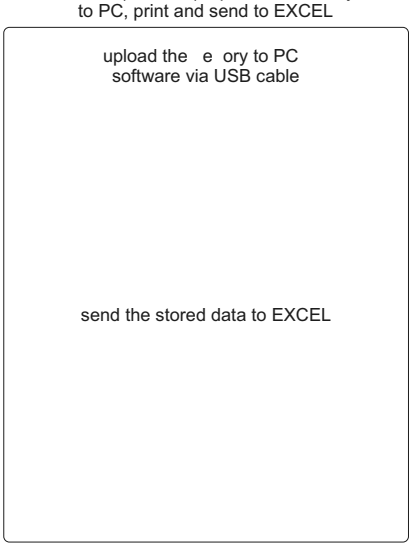

- I pact device D
- Universal testing angle, no need to set i pact direction
- Dual-coil probe, high accuracy
- Based on Leeb (HLD), converted to Vickers (HV), Brinell (HB), Rockwell (HRC, HRA and HRB), Shore (HS) and tensile strength (SGM)
- Dual value display, shows both Leeb and converted hardness
- High contrast digital LCD display
- Can choose large font display
- Auto atically calculate axi u , ini u , average value
- Connected to PC via USB
- Save 999 data
- Operation te perature: -20°C~45°C
- According to ASTM A956, DIN 50156, GB/T 17394

SPECIFICATION

esolution	1HLD, 1HV, 1HB, 0.1HRC, 0.1HRB, 0.1HRA, 0.1HS, 1SGM	
Accuracy	±6HLD (when HLD=800)	
Output	USB	
Measuring range	HL100-960, HRC1-74.7, HRB1.2-140, HB28-1027, HV45-1230, HS4-112, HRA7-88.5, SGM (r) 118-3315N/ ²	
Applicable workpiece	ini u weight	5kg (direct easure ent)
		2kg (on solid support)
		0.05kg (coupled on plate)
	ini u thickness: 5	
	ini u radius of curved surface: 30	
	axi u roughness (Ra): 2μ	
Power supply	1xAAA battery	
Dimension	148×45×21	
Weight	105g	

STANDA D DELIVE Y

Main unit	1 pc
Hardness test block D	1 pc
Cleaning brush	1 pc
AAA battery	1 pc
Small support ring	1 pc
Software flash disk and USB cable	1 pc

OPTIONAL ACCESSO Y

Support rings	page 829
Hardness test block D	**HDT-B-HLD3**

https://precishop.hu

SUPPO T ING SET FO PO TABLE LEEB HA DNESS TESTE
CODE ISH-PH-SP9

type A

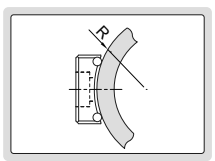

type B

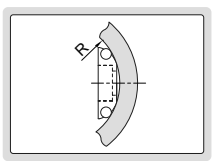

type C

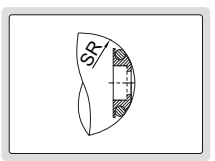

SPECIFICATION

Type	Applicable workpieces	ange (mm)	Quantity
A	cylindrical outside surface	R10-15	3 pcs
		R14.5-30	
		R25-50	
B	cylindrical inside surface	R11-13	3 pcs
		R12.5-17	
		R16.5-30	
C	spherical inside surface	SR11-13	3 pcs
		SR12.5-17	
		SR16.5-30	
D	spherical outside surface	SR10-15	2 pcs
		SR14.5-30	
E	cylindrical outside surface	R>10	1 pc

type D

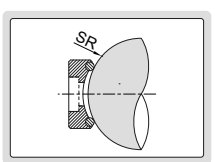

type E

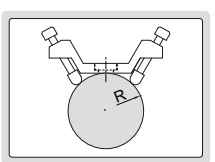

32

DIGITAL MAGNETIC OCKWELL HA DNESS TESTE
CODE ISH -D121



flat anvil for test block (included)

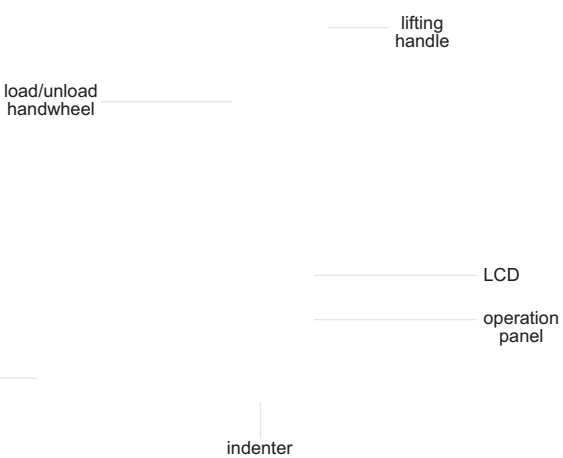

- Apply to large and heavy steel or iron workpieces
- With statistic function, display average, axi u and ini u values
- Convert to HV, HB and tensile strength
- According to ISO 6508, ASTM E18

SPECIFICATION

Hardness scale	HRA, HRB, HRC
Preliminary test force	10kg
Test force	60kg, 100kg, 150kg
Load control	anual
Min. reading	0.1HR
Flat workpiece re Fuirement	length>190 , width>60 , thickness>5
Cylinder or tube workpiece re Fuirement	length>200 , dia eter>Ø50 , wall thickness>8
Power supply	3×AA batteries
Dimension	245×105×230
Weight	5.3kg

STANDA D DELIVE Y

Main unit	1 pc
Flat anvil	1 pc
Diamond indenter	1 pc
Ø1.5875mm carbide ball indenter	1 pc
Hardness test block H B85~95	1 pc
Hardness test block H C60~70	1 pc
Hardness test block H C20~30	1 pc

https://precishop.hu

MAGNETIC ROCKWELL HARDNESS TESTER
CODE ISHR-M111

- Apply to large and heavy teel or iron workpiece
- According to ISO 6508, ASTM E18

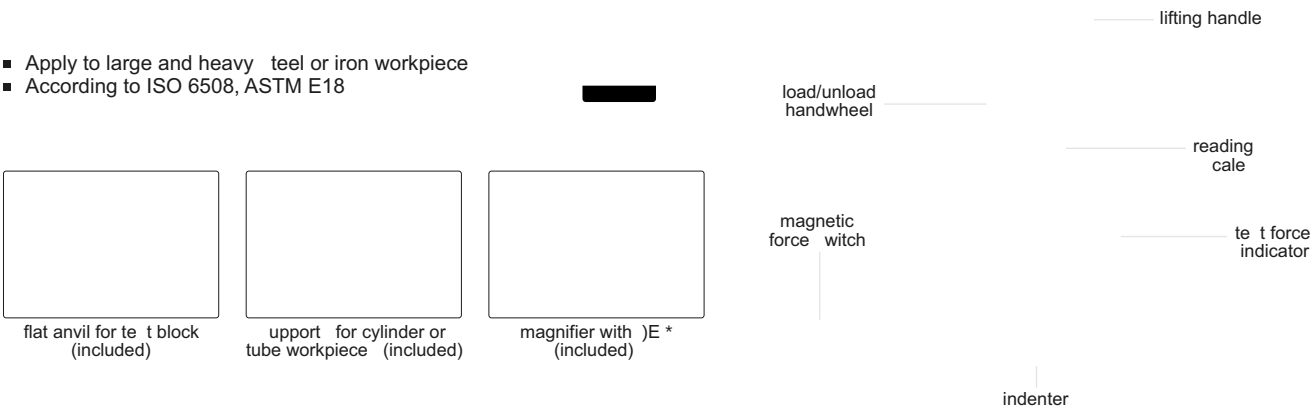

SPECIFICATION

Hardness scale	HRA, HRB, HRC, HR *, HRF, HRG
Preliminary test force	10kg
Test force	60kg, 100kg, 150kg
Load control	manual
Min. reading	1HR
Flat workpiece requirement	length>180mm, width>60mm, thickne >5mm
Cylinder or tube workpiece requirement	length>180mm, diameter>Ø50mm, wall thickne >8mm
Dimension	220×70×220mm
Weight	4.7kg

STANDARD DELIVERY

Main unit	1 pc
Diamond indenter	1 pc
Ø1.5875mm carbide ball indenter	2 pc
Hardness test block HRB85~95	1 pc
Hardness test block HRC60~70	1 pc
Hardness test block HRC20~30	1 pc
Flat anvil	1 pc
Support	4 pc
Magnifier with LED	1 pc

MAGNETIC BRINELL/ROCKWELL HARDNESS TESTER
CODE ISHR-B141

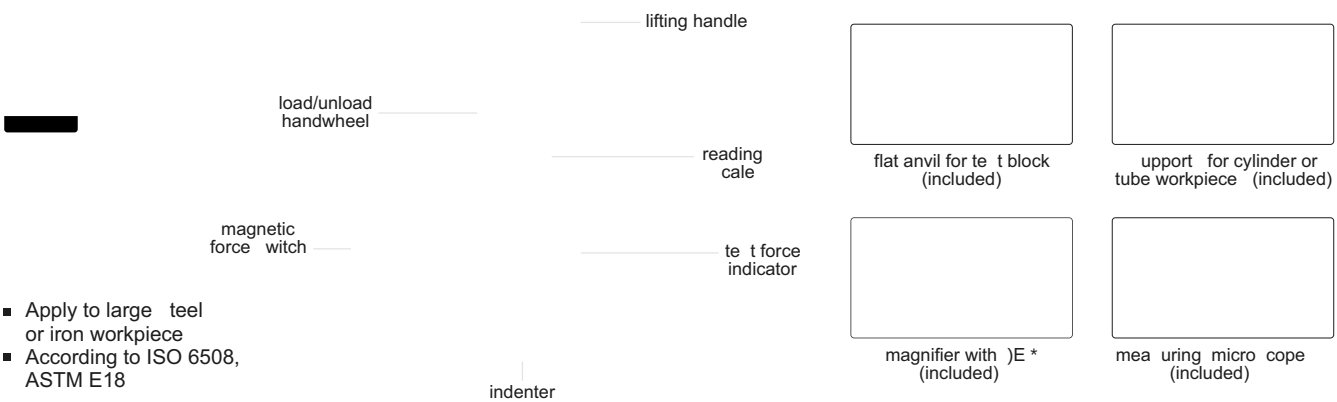

- Apply to large teel or iron workpiece
- According to ISO 6508, ASTM E18

SPECIFICATION

Rockwell scale	HRA, HRB, HRC, HR *, HRF, HRG
Brinell measuring range	20~650HBW
Rockwell test force	10kg preload, 60kg, 100kg, 150kg total load
Brinell test force	62.5kg, 125kg, 187.5kg
Load control	manual
Min. Rockwell reading	1HR
Measuring microscope	40X, graduation 0.01mm
Flat workpiece requirement	length>180mm, width>60mm, thickne >5mm
Cylinder and tube workpiece requirement	length>180mm, diameter>Ø50mm, thickne >8mm
Dimension	220×70×220mm
Weight	4.7kg

STANDARD DELIVERY

Main unit	1 pc
Flat anvil	1 pc
Support	4 pc
Diamond Rockwell indenter	1 pc
Ø1.5875mm carbide ball indenter	1 pc
Ø2.5mm Brinell indenter	1 pc
Hardness test block HRB85~95	1 pc
Hardness test block HRC60~70	1 pc
Hardness test block HRC20~30	1 pc
Brinell test block	1 pc
Measuring microscope	1 pc
Magnifier with LED	1 pc

https://precishop.hu

PORTABLE BRINELL AND ROCKWELL HARDNESS TESTER
CODE ISBR-H181

- Apply to huge or medium- ize workpiece
- According to ISO 6506, ISO 6508, ASTM E10, ASTM E18

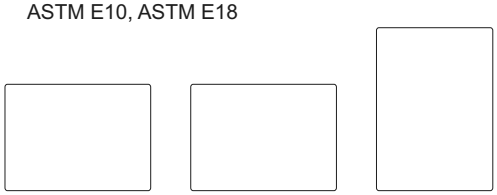

flat anvil (included) | V-type anvil (included) | mea uring micro cope (included)

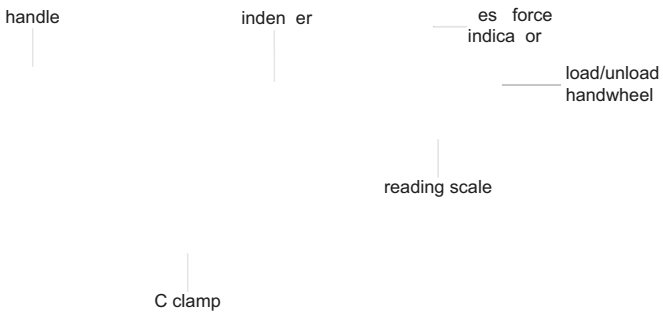

SPECIFICATION

Rockwell hardness scale	HRA, HRB, HRC
Brinell test range	16~650HBW
Rockwell preliminary test force	10kgf
Rockwell total test force	60kgf, 100kgf, 150kgf
Brinell test force	62.5kgf, 125kgf, 187.5kgf
Load control	manual
Min. reading	rockwell 0 5HR brinell 0 005mm (inden a ion diame er)
Max. workpiece thickness	75mm
Max. testing width	100mm (from the center of indenter to the main body)
Dimension	510×380×180mm
Weight	2.3kg

STANDARD DELIVERY

Main unit	1 pc
Diamond indenter	1 pc
Ø1.5875mm carbide ball indenter	1 pc
Ø2.5mm carbide ball indenter	1 pc
Ø5mm carbide ball indenter	1 pc
Hardness test block HRBW88~95	1 pc
Hardness test block HRC20~30	1 pc
Hardness test block HRC60~65	1 pc
Hardness test block 200~300HBW2.5/187.5	1 pc
Flat anvil	1 pc
V-type anvil	1 pc
Measuring microscope	1 pc

PORTABLE ROCKWELL HARDNESS TESTER
CODE ISHR-P151

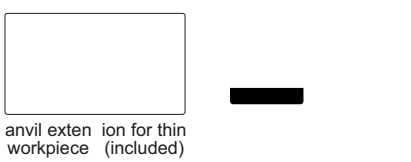

anvil exten ion for thin workpiece (included)

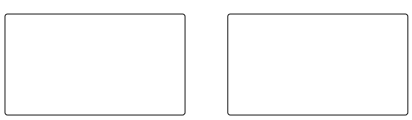

flat anvil (included) | V-type anvil (included)

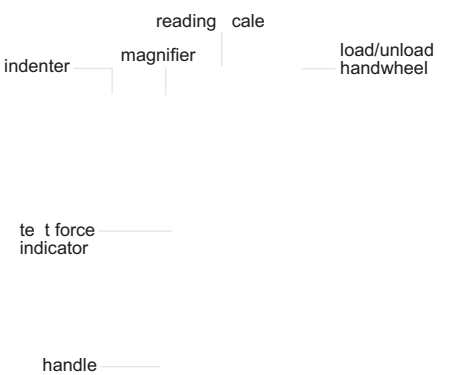



- According to ISO 6508, ASTM E18

SPECIFICATION

Hardness scale	HRA, HRB, HRC, HR *, HRF, HRG
Preliminary test force	10kg
Test force	60kg, 100kg, 150kg
Load control	manual
Min. reading	1HR
Max. workpiece thickness	25mm
Max. testing width	25mm (from the center of indenter to the main body)
Dimension	240×70×160mm
Weight (with base)	2.5kg

STANDARD DELIVERY

Main unit	1 pc
Diamond indenter	1 pc
Ø1.5875mm carbide ball indenter	2 pc
Hardness test block HRB88~95	1 pc
Hardness test block HRC60~65	1 pc
Hardness test block HRC20~30	1 pc
Flat anvil	1 pc
V-type anvil	1 pc
Base	1 pc
Anvil extension	1 pc
Magnifier	2 pc

https://precishop.hu

PIN BRINELL HARDNESS TESTER
CODE ISHB-P101

load
wrench

- Mea ure Brinell hardne of large and heavy workpiece
- 1580kg te t force and Ø7.26mm ball indenter, equal to 3000kg te t force and Ø10mm ball indenter
- Static and impact te t mode
- According to ISO and ASTM tandard

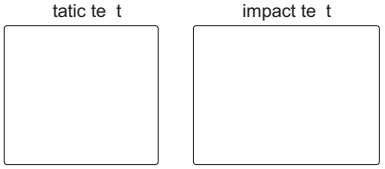

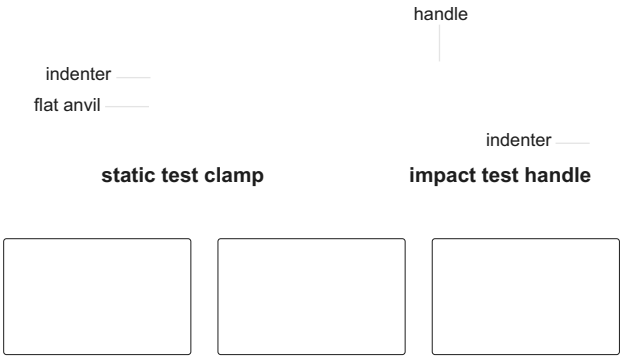

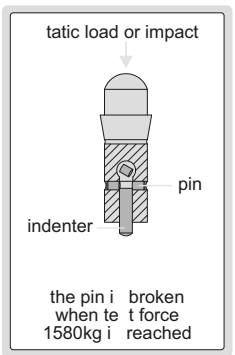

SPECIFICATION

Measuring range	100~350HBW (with Ø7.26mm indenter, included) 350~650HBW (with Ø4mm indenter, **optional**)
Test force	1580kg
Accuracy	tatic te t: ±3% impact te t: ±5%
Measuring microscope	20X, graduation 0.01mm
Max. workpiece height of static test	150mm
Max. testing width of static test	80mm (from the center of indenter to the clamp)
Dimension	195×60×350mm
Weight	4.2kg

STANDARD DELIVERY

Static test clamp	1 pc
Impact test handle	1 pc
Flat anvil	1 pc
V-type anvil	1 pc
Ø7.26mm indenter	1 pc
Hardness test block	1 pc
Pin	250 pc
Measuring microscope	1 pc

OPTIONAL ACCESSORY

Ø4mm indenter	**ISHB-P101-INDENTER**
Pin (250 pcs)	**ISHB-P101-PIN**

HAMMER IMPACT BRINELL HARDNESS TESTER
CODE HDT-PB350



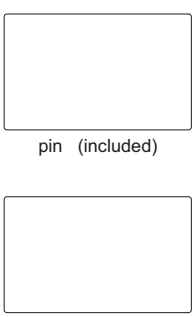

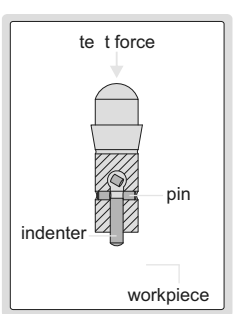

- Mea ure Brinell hardne of large and heavy workpiece
- 1580kg te t force and Ø7.26mm ball indenter, equal to 3000kg te t force and Ø10mm ball indenter

SPECIFICATION

Measuring range	100~350HBW (with Ø7.26mm indenter, included) 350~650HBW (with Ø4mm indenter, **optional**)
Test force	1580kg
Accuracy	±5%HBW
Repeatability	±5%HBW
Measuring microscope	20X, graduation 0.01mm
Dimension	200×50×100mm
Weight	0.8kg

STANDARD DELIVERY

Main unit	1 pc
Ø7.26mm indenter	1 pc
Hardness test block	1 pc
Pin	250 pc
Pin removal tool	1 pc
Measuring microscope	1 pc

OPTIONAL ACCESSORY

Ø4mm indenter	**ISHB-P101-INDENTER**
Pin (250 pcs)	**ISHB-P101-PIN**

https://precishop.hu

HYDRAULIC BRINELL HARDNESS TESTER
CODE ISHB-H131


V-type anvil
(included)


pherical anvil
(included)


mea uring micro cope
(included)

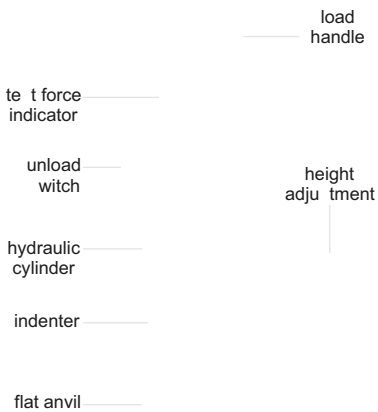

- According to ISO 6506, ASTM E10

SPECIFICATION

Measuring range	16~650HBW
Test force	3000kg
Indenter	Ø10mm carbide ball
Measuring microscope	20X, graduation 0.01mm
Max. workpiece height	350mm
Max. testing width	90mm (from the center of indenter to the column)
Dimension	270×225×570mm
Weight	13.8kg

STANDARD DELIVERY

Main unit	1 pc
Flat anvil	1 pc
V-type anvil	1 pc
Spherical anvil	1 pc
Ø10mm carbide ball	2 pc
Brinell test block	2 pc
Measuring microscope	1 pc

CHAIN TYPE HYDRAULIC BRINELL HARDNESS TESTER
CODE ISHB-C161

- To mea ure the hardne of cylinder or tube
- According to ISO 6506, ASTM E10

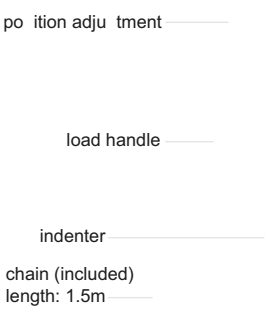

SPECIFICATION

Measuring range	32~650HBW
Workpiece diameter range	Ø150~Ø500mm
Test force	3000kg
Indenter	Ø10mm carbide ball
Measuring microscope	20X, graduation 0.01mm
Dimension	270×225×570mm
Weight	14.5kg

STANDARD DELIVERY

Main unit	1 pc
1.5m chain	1 pc
Ø10mm carbide ball	2 pc
Brinell test block	2 pc
Measuring microscope	1 pc


mea uring micro cope
(included)

https://precishop.hu

ALUMINUM HARDNESS TESTERS



ISHW-L20B

- To mea ure the hardne of oft metal uch a aluminum alloy, copper, bra , oft teel, etc.
- According to ASTM B647-84 (2000)

SPECIFICATION

Code	ISHW-L20	ISHW-L20A	ISHW-L20B	ISHW-B70	ISHW-B75	ISHW-B92
Application	for aluminum alloy general u e	for aluminum alloy thick workpiece	for aluminum alloy mall tube	for hard aluminum alloy and hard bra	for oft bra and copper	for oft teel and cold-rolled teel
Thickness requirement of flat workpiece	0.6~6mm	0.6~13mm	0.6~8mm	0.6~6mm	0.6~6mm	0.6~6mm
Internal diameter requirement of tube workpiece	>Ø10mm	>Ø10mm	>Ø6mm	>Ø10mm	>Ø10mm	>Ø10mm
Wall thickness requirement of tube workpiece	0.6~6mm	6~13mm (internal diameter Ø10~23.3mm) 0.6~6mm (internal diameter >Ø23.3mm)	0.6~8mm	0.6~6mm	0.6~6mm	0.6~6mm
Hardness range	0~20HW					
Min. reading	1HW					
Accuracy	±0.5HW (at 5~17HW)					
Dimension	205×30×85mm					
Weight	500g					

STANDARD DELIVERY

Main unit	1 pc
Spare indenter	1 pc
Hardness test block	1 pc
Wrench	1 pc

https://precishop.hu

ALUMINUM HARDNESS TESTERS (BASIC TYPE)

- To mea ure the hardne of oft metal uch a aluminum alloy, copper, bra , oft teel, etc.
- According to ASTM B647-10 (2016)

ISHW-H10

STANDARD DELIVERY

Main unit	1 pc
Spare indenter	1 pc
Hardness test block	1 pc
Wrench	1 pc

SPECIFICATION

Code	ISHW-H10	ISHW-H11	ISHW-H12	ISHW-H13	ISHW-H14	ISHW-H15
Application	for aluminum alloy general u e	for aluminum alloy thick workpiece	for aluminum alloy mall tube	for hard aluminum alloy and hard bra	for oft bra and copper	for oft teel and cold-rolled teel
Thickness requirement of flat workpiece	0.6~6mm	0.6~13mm	0.6~8mm	0.6~6mm	0.6~6mm	0.6~6mm
Internal diameter requirement of tube workpiece	>Ø10mm	>Ø10mm	>Ø6mm	>Ø10mm	>Ø10mm	>Ø10mm
Wall thickness requirement of tube workpiece	0.6~6mm	6~13mm (internal diameter Ø10~23.3mm 0.6~6mm (internal diameter>Ø23.3mm)	0.6~8mm	0.6~6mm	0.6~6mm	0.6~6mm
Hardness range	0~20HW					
Min. reading	1HW					
Accuracy	±0.5HW (at 5~17HW)					
Dimension	205×30×95mm					
Weight	500g					

ALUMINUM HARDNESS TESTER CODE ISHB-B300

- To mea ure the hardne of workpiece made of pure aluminum, aluminum alloy, fiber reinforced pla tic, hard pla tic, etc.
- According to ASTM B648-00, ASTM *2853-07

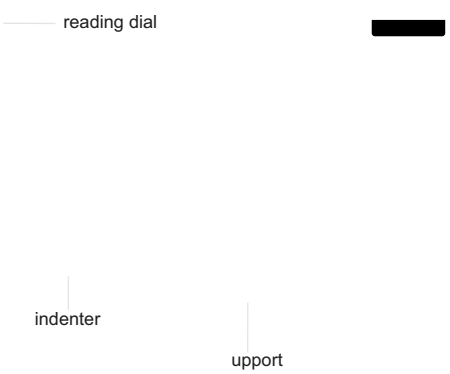

SPECIFICATION

Hardness range	0~100HBa (equal to 25~150HBW)
Min. reading	1HBa
Accuracy	±2HBa (at 42~52HBa) ±1HBa (at 84~88HBa)
Min. workpiece thickness	0.8mm
Dimension	142×65×90mm
Weight	500g

STANDARD DELIVERY

Main unit	1 pc
Spare indenter	2 pc
Hardness test block	2 pc
Wrench	1 pc

https://precishop.hu

DIGITAL SHORE DUROMETERS

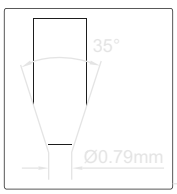

blunt taper indenter

ISH-DSA

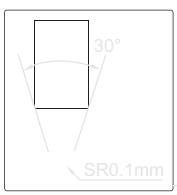

harp point indenter

ISH-DSD

ball indenter

ISH-DSOO

- According to ISO868, ISO7619, ASTM * 2240
- Average and peak (max.) mode
- *well time i adju table
- Tolerance te ting
- 500 memorie
- Wirele connection to printer
- Handhold u e or work with te t tand (code **ISH-DS-STANDA**)
- Automatic power off

oftware fla h di k (included)

calibration block (included)

printer (**optional**)

SPECIFICATION

Code	ISH-DSA	ISH-DSD	ISH-DSOO
Unit	Shore A	Shore *	Shore OO
Test material	oft pla tic, oft rubber, etc.	hard pla tic, hard rubber, etc.	very oft pla tic, rubber, ponge, textile, etc.
Measuring range	0~100HA	0~100H *	0~100HOO
Resolution	0.1HA	0.1H *	0.1HOO
Accuracy	±1HA	±1H *	±1HOO
Indenter protrusion	2.5mm		
Output	wirele and USB		
Power supply	built-in rechargeable battery		
Dimension	153×50×29mm		
Weight	170g		

* U e **ISH-DSD** when mea uring re ult i higher than 90HA
U e **ISH-DSA** when mea uring re ult i lower than 20H *

STANDARD DELIVERY

Main unit	1 pc
Calibration block	1 pc
Software and USB cable	1 pc
AC/DC adapter	1 pc

OPTIONAL ACCESSORY

Printer	ISH-DS-PRINTER
Test stand	ISH-DS-STANDA

https://precishop.hu

TEST STAND FOR DIGITAL SHORE DUROMETERS
CODE ISH-DS-STANDA

- For digital hore durometer (code **ISH-DSA**, **ISH-DSD** and **ISH-DSOO**)
- Perform repeatable hardne mea urement due to fewer po ibilitie of human error or mea urement variation
- Special tructure for table loading
- Weight block A (included) i for **ISH-DSA**, weight block * (**optional**) i for **ISH-DSD**, remove weight block for **ISH-DSOO**



weight block *
(**optional**)
for **ISH-DSD**

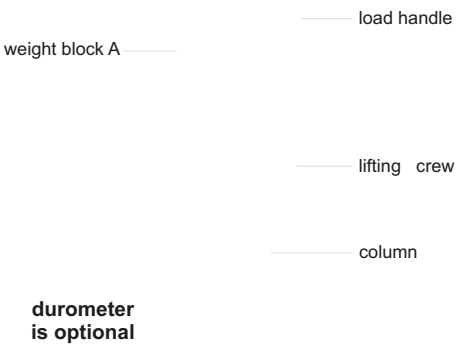

SPECIFICATION

Stage diameter	Ø115mm
Max. workpiece height	45mm
Max. testing width	63mm (from te t point to the column)
Dimension	Ø195×370mm
Weight	5.61kg

STANDARD DELIVERY

Test stand	1 pc
Weight block A (for ISH-DSA)	1 pc

OPTIONAL ACCESSORY

Weight block D (for ISH-DSD)	**ISH-DS-W4**

SHORE DUROMETERS

INSIZE PLUS
MADE IN EU OPE

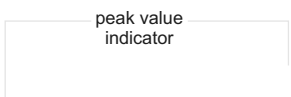

- According to ISO868, ISO7619, ASTM * 2240
- With peak value indicator
- Handhold u e or work with te t tand (code **ISH-OS2**)



blunt taper
indenter

ISH-S30A

ISH-S30D

harp point
indenter

SPECIFICATION

Code	**ISH-S30A**	**ISH-S30D**
Scale	Shore A	Shore *
Test material	oft pla tic, oft rubber, etc.	hard pla tic, hard rubber, etc.
Measuring range *	0~100HA	0~100H *
Graduation	1HA	1H *
Accuracy	±0.5HA	±0.5H *
Indenter protrusion	2.5mm	
Weight	184g	

* U e **ISH-S30D** when mea uring re ult i higher than 90HA
U e **ISH-S30A** when mea uring re ult i lower than 20H *

https://precishop.hu

TEST STAND FOR SHORE DUROMETERS
CODE ISH-OS2

INSIZE PLUS
MADE IN EU OPE

- For hore durometer (code **ISH-S30A** and **ISH-S30D**)
- Perform repeatable hardne mea urement due to fewer po ibilitie of human error or mea urement variation
- Special tructure for table loading
- 1kg weight block (included) i for **ISH-S30A**, 4kg weight block **(optional)** i for **ISH-S30D**

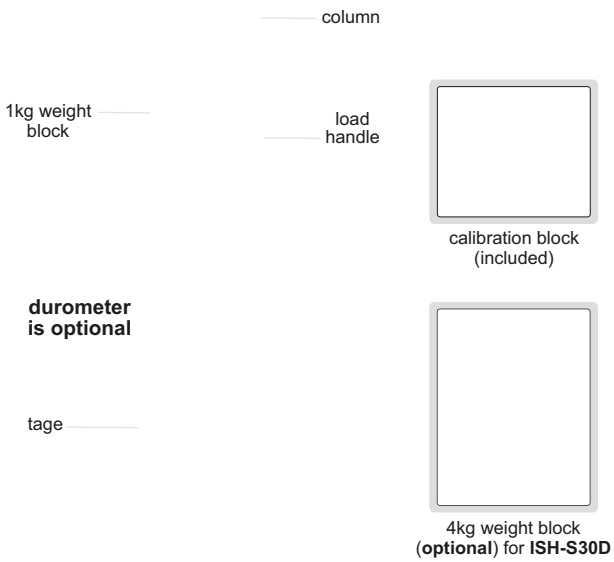

SPECIFICATION

Stage diameter	Ø98mm
Max. workpiece height	180mm
Max. testing width	115mm (from te t point to the column)
Dimension	Ø200×500mm
Weight	18kg

STANDARD DELIVERY

Test stand	1 pc
1kg weight block (for ISH-S30A)	1 pc
Calibration block	1 pc

OPTIONAL ACCESSORY

4kg weight block (for ISH-S30D)	**ISH-OS2-W4**

SHORE DUROMETERS


calibration block (**optional**)

- According to ISO868, ISO7619, ASTM * 2240
- With peak value indicator
- Optional acce ory: te t tand **ISH-STAC** and **ISH-STD**

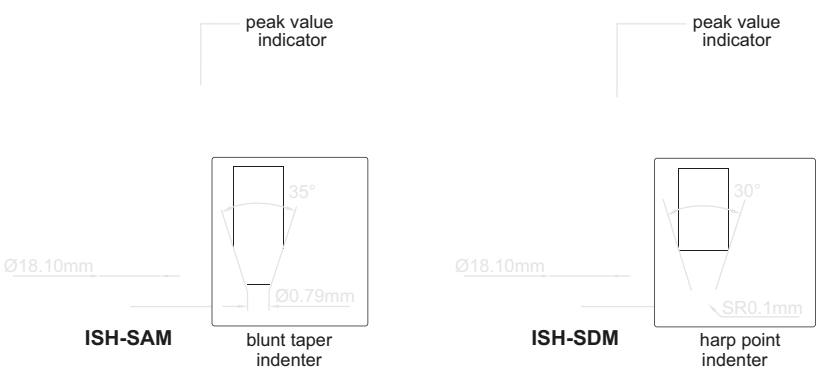

SPECIFICATION

Code	**ISH-SAM**	**ISH-SDM**
Scale	Shore A	Shore *
Application	nature rubber, oft ela tomer, etc.	hard rubber, pla tic, hard ela tomer, etc.
Measuring range*	10~90HA	20~90H *
Graduation	1HA	1H *
Indenter protrusion	2.5mm	
Dimension	115×60×25mm	
Weight	160g	

* U e **ISH-SDM** when mea uring re ult i higher than 90HA
U e **ISH-SAM** when mea uring re ult i lower than 20H *

OPTIONAL ACCESSORY

Calibration block	**ISH-DS-BLOCK**

https://precishop.hu

TEST STANDS FOR SHORE DUROMETERS

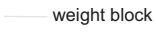

durometer is optional

durometer is optional

- For hore durometer (code **ISH-SAM** and **ISH-SDM**)
- Perform repeatable hardne mea urement due to fewer po ibilitie of human error or mea urement variation

ISH-STAC

ISH-STD

SPECIFICATION

Code	ISH-STAC	ISH-STD
Applicable durometer	ISH-SAM	ISH-S *M
Stage diameter	Ø100mm	Ø100mm
Max. workpiece height	75mm	75mm
Max. testing width	65mm (from te t point to the column)	65mm (from te t point to the column)
Weight block	1kg	5kg

FRUIT HARDNESS TESTER

- Mea ure the hardne of apple , pear , trawberrie and grape , etc.
- The degree of ripene can be judged by mea uring the hardne of the fruit

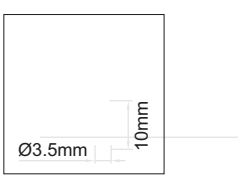

9643-4

SPECIFICATION

Code	Range	Graduation	Accuracy	Probe diameter	Probe depth	Dimension	Weight
9643-4	0.5-4kg/cm² (0.5-4×10⁵Pa)	0.02kg/cm² (0.02×10⁵Pa)	±2%	Ø3.5mm	10mm	151×55×30mm	0.2kg

https://precishop.hu

HARDNESS TEST BLOCKS

INSPECTION CERTIFICATE

Rockwell Vicker Brinell)eeb

Micro-Vicker Knoop Ul rasonic Shore

- Supplied with manufacturer in pection certificate

Rockwell hardness test blocks

Code	Type	Hardness
HDT-B-HRA	HRA	80-84
HDT-B-HRB	HRB	88-100
HDT-B-HRC1	HRC	20-30
HDT-B-HRC2	HRC	35-55
HDT-B-HRC3	HRC	60-70
HDT-B-HRD1	HR *	40-47
HDT-B-HRD2	HR *	55-63
HDT-B-HRD3	HR *	70-75
HDT-B-HRE	HRE	107-114
HDT-B-HRF	HRF	105-114
HDT-B-HRG1	HRG	57-82
HDT-B-HRG2	HRG	80-94

Rockwell superficial hardness test blocks

Code	Type	Hardness
HDT-B-HR15N1	HR15N	70-77
HDT-B-HR15N2	HR15N	78-88
HDT-B-HR15N3	HR15N	89-91
HDT-B-HR30N1	HR30N	42-54
HDT-B-HR30N2	HR30N	55-73
HDT-B-HR30N3	HR30N	74-80
HDT-B-HR45N1	HR45N	20-31
HDT-B-HR45N2	HR45N	32-61
HDT-B-HR45N3	HR45N	63-70
HDT-B-HR15T	HR15T	88-93
HDT-B-HR30T	HR30T	73-82
HDT-B-HR45T	HR45T	58-72

Leeb hardness test blocks

Code	Type	Hardness
HDT-B-HLD1	H) *	490-570
HDT-B-HLD2	H) *	590-670
HDT-B-HLD3	H) *	750-830
HDT-B-HLG1	H)G	460-540
HDT-B-HLG2	H)G	550-630

Vickers hardness test blocks

Code	Type	Hardness
HDT-B-HV5A	HV5	175-200
HDT-B-HV5B	HV5	200-300
HDT-B-HV5C	HV5	300-400
HDT-B-HV5D	HV5	400-500
HDT-B-HV5E	HV5	500-600
HDT-B-HV5F	HV5	600-700
HDT-B-HV5G	HV5	700-750
HDT-B-HV10A	HV10	175-200
HDT-B-HV10B	HV10	200-300
HDT-B-HV10C	HV10	300-400
HDT-B-HV10D	HV10	400-500
HDT-B-HV10E	HV10	500-600
HDT-B-HV10F	HV10	600-700
HDT-B-HV10G	HV10	700-750
HDT-B-HV30A	HV30	175-200
HDT-B-HV30B	HV30	200-300
HDT-B-HV30C	HV30	300-400
HDT-B-HV30D	HV30	400-500
HDT-B-HV30E	HV30	500-600
HDT-B-HV30F	HV30	600-700
HDT-B-HV30G	HV30	700-750
HDT-B-HV50A	HV50	175-200
HDT-B-HV50B	HV50	200-300
HDT-B-HV50C	HV50	300-400
HDT-B-HV50D	HV50	400-500
HDT-B-HV50E	HV50	500-600
HDT-B-HV50F	HV50	600-700
HDT-B-HV50G	HV50	700-750
HDT-B-HV100A	HV100	175-200
HDT-B-HV100B	HV100	200-300
HDT-B-HV100C	HV100	300-400
HDT-B-HV100D	HV100	400-500
HDT-B-HV100E	HV100	500-600
HDT-B-HV100F	HV100	600-700
HDT-B-HV100G	HV100	700-750

To be continued

https://precishop.hu

Continued from peviou page

Micro-Vickers hardness test blocks

Code	Type	Hardness
HDT-B-HV005A	HV0.05	200-300
HDT-B-HV005B	HV0.05	300-400
HDT-B-HV005C	HV0.05	400-500
HDT-B-HV005D	HV0.05	500-600
HDT-B-HV005E	HV0.05	600-700
HDT-B-HV005F	HV0.05	700-750
HDT-B-HV01A	HV0.1	200-300
HDT-B-HV01B	HV0.1	300-400
HDT-B-HV01C	HV0.1	400-500
HDT-B-HV01D	HV0.1	500-600
HDT-B-HV01E	HV0.1	600-700
HDT-B-HV01F	HV0.1	700-750
HDT-B-HV02A	HV0.2	200-300
HDT-B-HV02B	HV0.2	300-400
HDT-B-HV02C	HV0.2	400-500
HDT-B-HV02D	HV0.2	500-600
HDT-B-HV02E	HV0.2	600-700
HDT-B-HV02F	HV0.2	700-750
HDT-B-HV03A	HV0.3	200-300
HDT-B-HV03B	HV0.3	300-400
HDT-B-HV03C	HV0.3	400-500
HDT-B-HV03D	HV0.3	500-600
HDT-B-HV03E	HV0.3	600-700
HDT-B-HV03F	HV0.3	700-750
HDT-B-HV05A	HV0.5	200-300
HDT-B-HV05B	HV0.5	300-400
HDT-B-HV05C	HV0.5	400-500
HDT-B-HV05D	HV0.5	500-600
HDT-B-HV05E	HV0.5	600-700
HDT-B-HV05F	HV0.5	700-750
HDT-B-HV1A	HV1	200-300
HDT-B-HV1B	HV1	300-400
HDT-B-HV1C	HV1	400-500
HDT-B-HV1D	HV1	500-600
HDT-B-HV1E	HV1	600-700
HDT-B-HV1F	HV1	700-750

Knoop hardness test blocks

Code	Type	Hardness
HDT-B-HK005A	HK0.05	200-300
HDT-B-HK005B	HK0.05	400-500
HDT-B-HK005C	HK0.05	700-800
HDT-B-HK01A	HK0.1	200-300
HDT-B-HK01B	HK0.1	400-500
HDT-B-HK01C	HK0.1	700-800
HDT-B-HK02A	HK0.2	200-300
HDT-B-HK02B	HK0.2	400-500
HDT-B-HK02C	HK0.2	700-800
HDT-B-HK03A	HK0.3	200-300
HDT-B-HK03B	HK0.3	400-500
HDT-B-HK03C	HK0.3	700-800
HDT-B-HK05A	HK0.5	200-300
HDT-B-HK05B	HK0.5	400-500
HDT-B-HK05C	HK0.5	700-800
HDT-B-HK1A	HK1	200-300
HDT-B-HK1B	HK1	400-500
HDT-B-HK1C	HK1	700-800

Brinell hardness test blocks

Code	Type	Hardness
HDT-B-HB10A1	HBW10/3000	100-200
HDT-B-HB10A2	HBW10/3000	200-300
HDT-B-HB10A3	HBW10/3000	300-400
HDT-B-HB10A4	HBW10/3000	400-500
HDT-B-HB10A5	HBW10/3000	500-600
HDT-B-HB10A6	HBW10/3000	600-650
HDT-B-HB10B1	HBW10/1500	100-200
HDT-B-HB10B2	HBW10/1500	200-300
HDT-B-HB10B3	HBW10/1500	300-400
HDT-B-HB10B4	HBW10/1500	400-500
HDT-B-HB10B5	HBW10/1500	500-600
HDT-B-HB10B6	HBW10/1500	600-650
HDT-B-HB10C1	HBW10/1000	90-200
HDT-B-HB10C2	HBW10/1000	200-300
HDT-B-HB10C3	HBW10/1000	300-400
HDT-B-HB10C4	HBW10/1000	400-450
HDT-B-HB10D1	HBW10/500	90-200
HDT-B-HB10D2	HBW10/500	200-300
HDT-B-HB10D3	HBW10/500	300-400
HDT-B-HB10D4	HBW10/500	400-450
HDT-B-HB25A1	HBW2.5/187.5	100-200
HDT-B-HB25A2	HBW2.5/187.5	200-300
HDT-B-HB25A3	HBW2.5/187.5	300-400
HDT-B-HB25A4	HBW2.5/187.5	400-500
HDT-B-HB25A5	HBW2.5/187.5	500-600
HDT-B-HB25A6	HBW2.5/187.5	600-650
HDT-B-HB25B1	HBW2.5/62.5	90-200
HDT-B-HB25B2	HBW2.5/62.5	200-300
HDT-B-HB25B3	HBW2.5/62.5	300-400
HDT-B-HB25B4	HBW2.5/62.5	400-450
HDT-B-HB5A1	HBW5/750	100-200
HDT-B-HB5A2	HBW5/750	200-300
HDT-B-HB5A3	HBW5/750	300-400
HDT-B-HB5A4	HBW5/750	400-500
HDT-B-HB5A5	HBW5/750	500-600
HDT-B-HB5A6	HBW5/750	600-650
HDT-B-HB5B1	HBW5/250	90-200
HDT-B-HB5B2	HBW5/250	200-300
HDT-B-HB5B3	HBW5/250	300-400
HDT-B-HB5B4	HBW5/250	400-450

Shore hardness test blocks

Code	Type	Hardness*
HDT-B-SA	SA	6 pc / et (30, 40, 50, 60, 70, 80)
HDT-B-SD	S *	3 pc / et (15, 30, 90)

*The actual value may be lightly different when delivered

Ultrasonic hardness test blocks

Code	Type	Hardness
HDT-B-HRCU1	HRC	20-30
HDT-B-HRCU2	HRC	35-55
HDT-B-HRCU3	HRC	60-70
HDT-B-HV5U1	HV5	200-300
HDT-B-HV5U2	HV5	400-500
HDT-B-HV5U3	HV5	700-750
HDT-B-HB10U1	HBW10/1000	90-200
HDT-B-HB10U2	HBW10/3000	200-300
HDT-B-HB10U3	HBW10/3000	400-500

https://precishop.hu

CONCRETE STRENGTH TESTERS

DATA OUTPUT

CST-D101

CST-D102

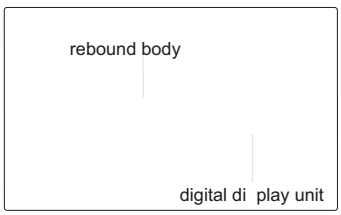

CST-D102 eperable

- Mea ure the trength of general building component , bridge and variou concrete component (lab , beam , column , bridge , etc.)
- Angle, te t urface, pumping, carbonization depth and other parameter can be cu tomized according to the requirement
- The rebound body can be u ed for 2000 time
- USB data tran mi ion
- The oftware can automatically generate the te t report, and the trength curve can be cu tomized and tored in the te ter
- Storage and reading of 1000 te t data
- According to JGJ/T23-2011, the curve of rebound meter can be cu tomized to calculate the compre ive trength of concrete

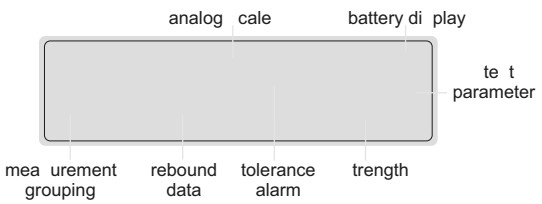

SPECIFICATION

Code	CST-D101	CST-D102
Display	O)E * di play	
Range	10-70N/mm²	
Accuracy	±1R	
Parameter	MPa, N/mm², Kgf/mm²	
Impact energy	2.207J, for te ting common building or bridge tructure	
Output	USB	
Structure	one body, non- eperable	eparable, the digital di play unit can be reu ed
Memory	1000 data	
Operation temperature	-40°C~60°C	
Power supply	built-in rechargeable battery	
Dimension	280×75×60mm	
Weight	1.1kg	

oftware fla h di k (included)

ander (included)

calibration block (**optional**)

STANDARD DELIVERY

Main unit	1 pc
Sander	1 pc
Power adapter	1 pc
Software and USB cable	1 pc

OPTIONAL ACCESSORY

Rebound body (for CST-D102)	CST-D102-REBOUND
Digital display unit (for CST-D102)	CST-D102-DISPLAY
Calibration block	CST-D-BLOCK

oftware (included) for uploading and toring data, printing and importing/exporting trength curve

https://precishop.hu

Cutting Machines
Page 844-846

Grinders And Polishers
Page 847-8 % &

Mounting Presses
Page 8 %1-8 %3

Metallurgical Microscopes
Page 8 %3

Metallurgical Analysis Softwares
Page 8 %3

Cutting Machine Accessories
Page 8 %4-8 % %

Mounting Press Accessories
Page 8 % %-8 %7

Grinder And Polisher Accessories
Page 8 %7

https://precishop.hu

AUTOMATIC CUTTING MACHINE (ADVANCED TYPE)
CODE MLP-HCM1 &2

- Suitable for cylinder workpieces (diameter≤100mm) and rectangular samples (height≤70mm, width≤100mm)
- Cooling system avoids overheating and destroying sample structure
- Three cutting modes (manual, pulse, continuous cutting), the cutting feed speed and cutting stroke can be programed

SPECIFICATION

Maximum cutting diameter	Ø100mm
Cutting blade	Ø350×2.5×Ø32mm
Rotation speed	2200r/min
Spindle travel	145mm
Table travel	300mm
Illumination	LED ceiling light
Noise	≤85dB
Cooling tank	60L
Removable baffle	contain
Table dimension	330×280mm
Power	3kW
Power supply	+C 380V, 50Hz
Dimension	900×860×620mm
Weight	285kg

STANDARD DELIVERY

Main unit	1 pc
Cutting blade	5 pcs
Cutting blade chuck	2 pcs
Coolant	1 barrel (4L)
Water tank	1 pc

OPTIONAL ACCESSORY

Coolant (4L, 1:2 & diluted with water)	**MLP-OL3**
Cutting blade (Ø3 % &×2. %×Ø32mm, 4 & pcs/box)	**MLP-** % &**Z4**
	MLP-6 &Y4
Cutting blade chuck (for Ø32mm cutting blade)	**MLP-HCM1 &2-CHUCK**

* Special cutting blade for high hardness

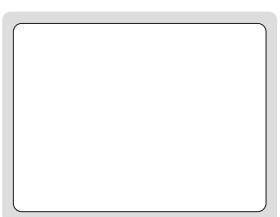
coolant (included)

cutting blade **MLP-** % &**Z4** (included)

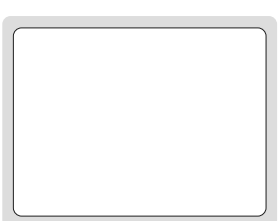
cutting blade **MLP-6 &Y4** (**optional**)

https://precishop.hu

CUTTING MACHINE (STANDARD TYPE)
CODE MLP-CM6 &



- For metal and non-metal materials
- Cooling device avoids overheating and destroying sample structure
- With safety switch, the machine will automatically stop when the cover is opened

SPECIFICATION

Maximum cutting diameter	Ø60mm
Cutting blade	Ø250×1.5×Ø25.4mm
Rotation speed	2800r/min
Motor power	2.2kW
Power supply	+C 380V, 50Hz
Dimension	830×620×450mm
Weight	82kg



cutting blade **MLP-CM6** &**-CUT2** (included)

STANDARD DELIVERY

Main unit	1 pc
Cutting blade	2 pcs
Coolant	1 barrel (4L)
Water tank	1 pc

OPTIONAL ACCESSORY

Coolant (4L, 1:2 & diluted with water)	**MLP-OL3**
Cutting blade (Ø2 % &×1. %×Ø2 %.4mm, 6 & pcs/box)	**MLP-CM6 &-CUT2**
Cutting blade (Ø2 % &×2×Ø32mm, % & pcs/box)	**MLP-** % &**Z2**
Cutting blade chuck (for Ø32mm cutting blade)	**MLP-CM6 &-CHUCK**

* When use **MLP-** % &**Z2**, please purchase **MLP-CM6** &**-CHUCK**



coolant (**optional**)

https://precishop.hu

CUTTING MACHINE (BASIC TYPE)
CODE MLP-CM86

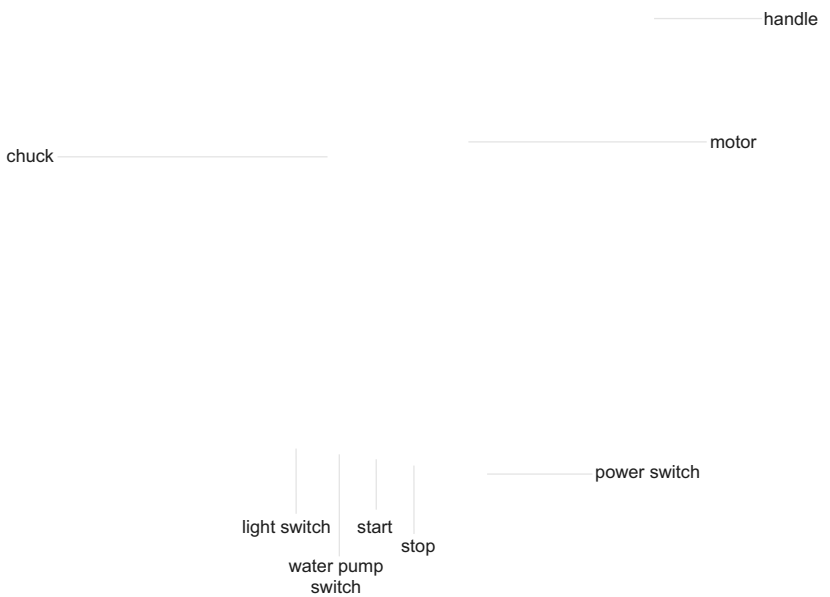

- For metal and non-metal materials
- Cooling device avoids overheating and destroying sample structure

coolant (included)

cutting blade **MLP-** % &**Z2** (included)

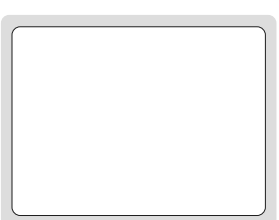

cutting blade **MLP-6** &**Y2** (**optional**)

SPECIFICATION

Maximum cutting diameter	Ø80mm
Cutting blade	Ø250×2×Ø32mm
Rotation speed	2800r/min
Power	3kW
Power supply	+C 380V, 50Hz
Dimension	690×790×670mm

STANDARD DELIVERY

Main unit	1 pc
Cutting blade	2 pcs
Coolant	1 barrel (4L)
Water tank	1 pc

OPTIONAL ACCESSORY

Coolant (4L, 1:2 & diluted with water)	**MLP-OL3**
Cutting blade (Ø2 % &×2×Ø32mm, % & pcs/box)	**MLP-6 &Y2**
	MLP- % &Z2
Cutting blade chuck (for Ø32mm cutting blade)	**MLP-CM86-CHUCK**

*Special cutting blade for high hardness

https://precishop.hu

GRINDER AND POLISHER (ADVANCED TYPE)
CODE MLP-GP3 & %

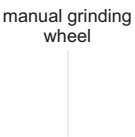

- Replaceable double wheels, rotation direction can be selected
- Multi sample holder, pneumatic single point loading, automatic abrasive distribution
- +djustable speed
- Water cooling device and abrasive cleaning nozzle prevent samples from overheating and destroying structure
- +BS case and stainless steel parts, anti-corrosion, easy to clean
- Metallographic samples can be roughly ground, finely ground, roughly polished and finely polished

silicon carbide paper (included)

polishing cloth (included)

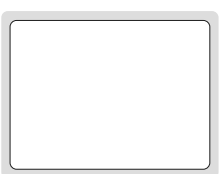
anti-stick disc (included)

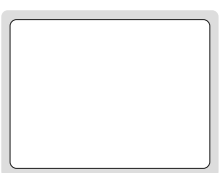
magnetic pad (included)

SPECIFICATION

Wheel diameter	Ø250mm (customizable Ø300mm)
Wheel rotation speed	50~1000r/min (stepless adjustable), 150r/min, 300r/min (two fixed speeds)
Wheel rotation direction	clockwise or counterclockwise
Grinding head speed	50~150r/min (stepless adjustable)
Pressure range	5~60N
Operation number	6
Operation time	0~995s
Sample diameter	Ø30mm (customizable Ø22mm, Ø25mm, Ø30mm, Ø40mm, Ø45mm, Ø50mm)
Air pressure	0.6~0.9MPa
Power supply	+C220V, 50Hz
Input power	1.1kW
Dimension	758×785×680mm
Weight	125kg

STANDARD DELIVERY

Main unit	1 pc
Silicon carbide paper	20 pcs each (240, 250, 400, 800, 1200), 100 pcs in total
Polishing cloth	3 pcs each (velvet silk, woolen fabric), 6 pcs in total
Polishing agent	1 pc (W2.5, 500ml)
Spray polish agent	1 pc (W2.5, 350ml)
Magnetic pad	2 pcs (Ø250mm)
Anti-stick disc	3 pcs (Ø250mm)

OPTIONAL ACCESSORY

Silicon carbide paper	**MLP-SZG□□***	50 pcs/box, select granularity: 120, 180, 240, 400, 600, 800, 1000, 1200, 1500, 2000
Polishing cloth	**MLP-CT7**	15 pcs/box, long velvet silk material
	MLP-CT27	15 pcs/box, woolen fabric
Diamond polishing liquid	**MLP-DLA□□***	500ml, select granularity (μm): W40, W28, W20, W14, W9, W7, W5, W3.5, W2.5, W1.5, W1.0, W0.5, W0.25
Spray polish agent	**MLP-DSA□□***	350ml, select granularity (μm): W40, W28, W20, W14, W10, W7, W5, W3.5, W2.5, W1.5, W1.0, W0.5, W0.25
Magnetic pad	**MLP-AD2**	Ø250mm
Anti-stick disc	**MLP-DC2**	Ø250mm

*□□ is granularity specification, for example, code **MLP-DLA4** & stands for 40μm

https://precishop.hu

GRINDER AND POLISHER (ADVANCED TYPE)
CODE MLP-GP26 &

cooling water pipe

- +BS case and stainless steel parts, anti-corrosion, easy to clean
- Can hold up to 4 samples (6 holes are optional and can hold up to 6 samples)
- Smooth rotation, low noise
- +djustable speed
- Water cooling device and abrasive cleaning nozzle prevent samples from overheating and destroying structure
- Wheel rotation direction can be selected
- Replaceable wheel

SPECIFICATION

Wheel diameter	Ø250mm
Wheel rotation speed	50~999r/min (stepless adjustable), 150 or 300r/min (two fixed speeds)
Wheel rotation direction	clockwise or counterclockwise
Grinding head speed	50~150r/min (stepless adjustable)
Pressure range	5~60N
Operation time	5~995s
Sample diameter	Ø30mm (can be customized)
Air pressure	0.6~0.9MPa
Power supply	+C 220V, 50Hz
Input power	1.1kW
Dimension	594×795×687mm
Weight	98kg

silicon carbide paper (**optional**)



polishing cloth (**optional**)

STANDARD DELIVERY

Main unit	1 pc
Silicon carbide paper	6 pcs (200, 600, 1000)
Polishing cloth	4 pcs

OPTIONAL ACCESSORY

Silicon carbide paper	**MLP-SZG□□**	50 pcs/box, select granularity: 120, 180, 240, 400, 600, 800, 1000, 1200, 1500, 2000
Polishing cloth	**MLP-CT7**	15 pcs/box, long velvet silk material
Diamond polishing liquid	**MLP-DLA□□**	500ml, select granularity (μm): W40, W28, W20, W14, W9, W7, W5, W3.5, W2.5, W1.5, W1.0, W0.5, W0.25

* □□ is granularity specification, for example, code **MLP-DLA4** & stands for 40μm

https://precishop.hu

GRINDERS AND POLISHERS (STANDARD TYPE)

- +BS case and stainless steel parts, anti-corrosion, easy to clean
- Replaceable double wheel, wheel can be controlled independently, rotation direction can be selected
- Smooth rotation, low noise
- Four fixed speeds/stepless adjustable speed
- Water cooling device, prevent samples from overheating and destroying structure
- Metallographic samples can be roughly ground, finely ground, roughly polished and finely polished

cooling water pipe

MLP-GP28 &

silicon carbide paper (**optional**)

polishing cloth (**optional**)

magnetic pad (**optional**)

anti-stick disc (**optional**)

SPECIFICATION

Code	**MLP-GP27** &	**MLP-GP28** &
Wheel diameter	Ø203mm	Ø250mm
Wheel rotation speed	0-1400r/min (stepless adjustable)	0-1000r/min (stepless adjustable)
Wheel rotation direction	clockwise or counterclockwise	
Fixed speed	150r/min, 300r/min, 600r/min, 1000r/min	
Power supply	+C 220V, 50Hz	
Input power	1.5kW	
Dimension	758×785×310mm	
Weight	50kg	

STANDARD DELIVERY

Main unit	1 pc
Silicon carbide paper	5 pcs each (240, 400, 800, 1200), 20 pcs in total
Polishing cloth	3 pcs
Polishing agent	1 pc

OPTIONAL ACCESSORY

Silicon carbide paper	**MLP-SZD**□□* (for **MLP-GP27** &)	50 pcs/box, select granularity, Ø200mm with adhesive: 120, 180, 240, 400, 600, 800, 1000, 1200, 1500, 2000
	MLP-SZG□□* (for **MLP-GP28** &)	50 pcs/box, select granularity, Ø250mm with adhesive: 120, 180, 240, 400, 600, 800, 1000, 1200, 1500, 2000
Polishing cloth	**MLP-CT6** (for **MLP-GP27** &)	15 pcs/box, Ø200mm with adhesive, long velvet silk material
	MLP-CT7 (for **MLP-GP28** &)	15 pcs/box, Ø250mm with adhesive, long velvet silk material
Diamond polishing liquid	**MLP-DLA**□□*	500ml, select granularity (μm): W40, W28, W20, W14, W9, W7, W5, W3.5, W2.5, W1.5, W1.0, W0.5, W0.25
Magnetic pad	**MLP-AD1** (for **MLP-GP27** &)	Ø200mm
	MLP-AD2 (for **MLP-GP28** &)	Ø250mm
Anti-stick disc	**MLP-DC1** (for **MLP-GP28** &)	Ø200mm
	MLP-DC2 (for **MLP-GP28** &)	Ø250mm

* □□ is granularity specification, for example, code **MLP-DLA4** & stands for 40μm

https://precishop.hu

GRINDER AND POLISHER (BASIC TYPE)
CODE MLP-GP314

- Double wheels, rotation direction can be selected
- Smooth rotation, low noise
- Water cooling device, prevent samples from overheatingand destroying structure
- Replaceable silicon carbide paper and polishing cloth for grinding and polishing process

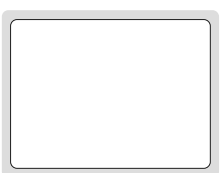
silicon carbide paper (included)

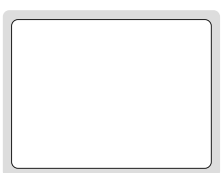
polishing cloth (included)

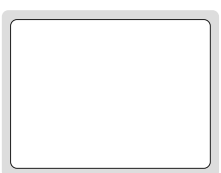
anti-stick disc (**optional**)

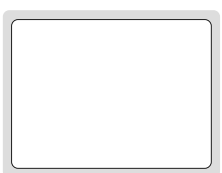
magnetic pad (**optional**)

SPECIFICATION

Wheel diameter	Ø203mm
Wheel rotation speed	0~1400r/min (stepless adjustable)
Wheel rotation direction	clockwise or counterclockwise
Power supply	AC 220V, 50Hz
Input power	0.75kW
Dimension	755×700×310mm
Weight	50kg

STANDARD DELIVERY

Main unit	1 pc
Silicon carbide paper	5 pcs each (240, 400, 800, 1200), 20 pcs in total
Polishing cloth	4 pcs
Polishing agent	1 pc (W2.5, 500ml)

OPTIONAL ACCESSORY

Silicon carbide paper	**MLP-SZD□□***	50 pcs/box, select granularity: 120, 180, 240, 400, 600, 800, 1000, 1200, 1500, 2000
Polishing cloth	**MLP-CT6**	15 pcs/box, long velvet silk material
Diamond polishing liquid	**MLP-DLA□□***	500ml, select granularity (μm): W40, W28, W20, W14, W9, W7, W5, W3.5, W2.5, W1.5, W1.0, W0.5, W0.25
Magnetic pad	**MLP-AD1**	Ø203mm
Anti-stick disc	**MLP-DC1**	Ø203mm

* □□ is granularity specification, for example, code **MLP-DLA4** & stands for 40μm

https://precishop.hu

MOUNTING PRESSES (ADVANCED TYPE)

MLP-MP43 **MLP-MP %3**

- Built-in heating and cooling structure reduces the mounting time to 6 minutes
- The programmed control system reserves 10 customized preparation schemes to meet different mounting requirements
- The thickness of the middle mold is up to 15mm, and 2 samples can be mounted at the same time at one station
- Can accurately control the pressure size, adjustment range: 1~20MPa



hot mounting resin (included)

SPECIFICATION

Code	MLP-MP43	MLP-MP %3
Station number	1	2
Power	1100W+heating power*	1200W+heating power×2
Mounting diameter	Ø30mm (customizable Ø25, Ø40, Ø50mm)	
System pressure	1~20MPa, optional increase or decrease 1MPa	
Pressure mode	automatic electro-hydraulic	
Cooling mode	automatic water cooling**	
Heating range	90~200°C	
Holding time	0~10min	
Cooling temperature/time	40~90°C/0~10min	
Power supply	+C 220V, 50Hz	
Dimension	530×485×463mm	671×485×463mm
Weight	44kg	77kg

*Heating power of mounting sleeve: 1800W (mounting diameter≤31.8mm), 2400W (mounting diameter≥38.1mm)
**Cooling water pressure should not be higher than 1MPa, must be filtered through 40μm filter

STANDARD DELIVERY

Main unit	1 pc
Hot mounting resin	1 bottle (250g)
Funnel	1 pc
Filter	1 pc
Vacuum cleaner tip	1 pc

OPTIONAL ACCESSORY

Hot mounting resin (black, 4kg)	MLP-DR3

https://precishop.hu

MOUNTING PRESS (STANDARD TYPE)
CODE MLP-MP3 &

- +utomatic heating, pressuring, cooling and pressure relief
- Water cooling system



hot mounting resin (**optional**)

SPECIFICATION

Diameter of workpiece	Ø30mm
Heating temperature range	100~200°C
Delay range	0~999s
Hold time	0~999s
Cooling temperature	20~90°C
Heating power	600W
Power supply	+C 220V, 50Hz
Dimension	350×450×470mm
Weight	45kg

STANDARD DELIVERY

Main unit	1 pc
Hot mounting resin	1 bottle (250g)
Funnel	1 pc

OPTIONAL ACCESSORY

Hot mounting resin (black, 4kg)	**MLP-DR3**

MOUNTING PRESS (BASIC TYPE)
CODE MLP-MP62

- Suitable for tiny, difficult to handle or irregular metallographic and petrographic samples
- The sample preparation program has three modes: bakelite powder, electric jade powder and user-defined
- The sample preparation program controls the sample preparation time and realizes unattended sample preparation



hot mounting resin (included)

SPECIFICATION

Mounting diameter	Ø30mm (customizable Ø22mm, Ø45mm)
Heating range	room temperature~200°C
Timing range	0~30min
Power	≤800W
Power supply	+C220V, 50Hz
Dimension	440×253×310mm
Weight	32kg

STANDARD DELIVERY

Main unit	1 pc
Hot mounting resin	1 bottle (60g)
Funnel	1 pc

OPTIONAL ACCESSORY

Hot mounting resin (black, 4kg)	**MLP-DR3**

https://precishop.hu

VACUUM MOUNTING PRESS
CODE MLP-MP2 %

- Suitable for epoxy resins and cold mosaic compound of polyester castable
- High efficiency, simple and reliable



cold mounting compound
(**optional**)

SPECIFICATION

Maximum vacuum	-58kPa
Vacuum chamber size	Ø260×125mm
Transposition speed	5r/min
Input power	6W
Power supply	220/110V
Dimension	460×400×403mm
Weight	30kg

STANDARD DELIVERY

Main unit	1 pc
Vacuum pump	1 pc
Ø2 %mm mold	1 pc
Ø3 &mm mold	1 pc
Ø4 &mm mold	1 pc
Ø % &mm mold	1 pc
Epoxy resin (4 & &g)	1 pc
Curing agent (2 & &g)	1 pc
Waxed paper tray	10 pcs

OPTIONAL ACCESSORY

Cold mounting compound	**MLP-CM1, MLP-CM6**
Epoxy resin	**MLP-CM3, MLP-CM4**

33

REFER TO PAGE
638~640 FOR DETAILS

METALLURGICAL MICROSCOPES

%1 &2-M6 & &

%1 &8-M3 & & &

%1 &3-M1 & & &

METALLURGICAL ANALYSIS SOFTWARE AND CAMERA



REFER TO PAGE
657~658 FOR DETAILS

ISM-MAS1 & &

https://precishop.hu

DIAMOND BLADES

- Specially for precision cutting of carbide, ceramic materials, optical glass and other brittle metal materials

Code	Description	Specification (mm)
MLP-DQ1	1 saw blade is made of edge electroplating 2 used for small workpieces made of crystal, ceramic, glass and alloy materials	Ø100×0 4×12 7
MLP-DQ2		Ø150×0 5×12 7
MLP-DQ3	1 saw blade is made of edge sintering technology 2 used for hard alloy, ceramic, optical glass and other brittle metal materials	Ø100×0 5×20
MLP-DQ4		Ø200×1×32

CUTTING BLADES

MLP-50Z1

MLP-60Y1

Code	Application	Cutting blade size	Package (pcs/box)
MLP-10R1	1 light non-ferrous metal 2 high toughness metal (Ti) 3 HV hardness value: 0~250	Ø250×1 5×32mm	60
MLP-10R2		Ø250×2×32mm	50
MLP-10R3		Ø300×2×32mm	50
MLP-10R4		Ø350×2 5×32mm	40
MLP-20R1	1 soft ferrous metal 2 HV hardness value: 50~300	Ø250×1 5×32mm	60
MLP-20R2		Ø250×2×32mm	50
MLP-20R3		Ø300×2×32mm	50
MLP-20R4		Ø350×2 5×32mm	40
MLP-30R1	1 medium soft ferrous metal 2 HV hardness value: 120~500	Ø250×1 5×32mm	60
MLP-30R2		Ø250×2×32mm	50
MLP-30R3		Ø300×2×32mm	50
MLP-30R4		Ø350×2 5×32mm	40
MLP-40Z1	1 medium hardness ferrous metal 2 HV hardness value: 180~600	Ø250×1 5×32mm	60
MLP-40Z2		Ø250×2×32mm	50
MLP-40Z3		Ø300×2×32mm	50
MLP-40Z4		Ø350×2 5×32mm	40
MLP-50Z1	1 hard ferrous metal 2 HV harndess value: 180~700	Ø250×1 5×32mm	60
MLP-50Z2		Ø250×2×32mm	50
MLP-50Z3		Ø300×2×32mm	50
MLP-50Z4		Ø350×2 5×32mm	40
MLP-50Z5		Ø400×3×32mm	25
MLP-50Z6		Ø450×3 2×32mm	25
MLP-50Z7		Ø509×4×38 1mm	10
MLP-50Z8		Ø610×4×38 1mm	10
MLP-60Y1	1 high hardness ferrous metal 2 HV harndess value: 250~900	Ø250×1 5×32mm	60
MLP-60Y2		Ø250×2×32mm	50
MLP-60Y3		Ø300×2×32mm	50
MLP-60Y4		Ø350×2 5×32mm	40

- Cutting surfaces are bright and smooth without burning

https://precishop.hu

CUTTING COOLANT

- Free of mineral oil and sodium nitrite, suitable for all kinds of metallographic cutting machines
- Harmless to human health and environment

Code	Description	Specification
MLP-OL1	1 fully synthetic concentrate, used for various types of cutting machines, specially for built-in cooling circulatory system models 2 concentrate, dilute 1:20 with water 3 replace regularly, recommended once a month	1L
MLP-OL2		2L
MLP-OL3		4L
MLP-OL4		6L
MLP-OL5		10L
MLP-OL6	1 oily mixture, use directly 2 cut water sensitive materials at low speed (high speed cutting machine is prohibited) 3 replace regularly, recommended once a month	1L
MLP-OL7		4L

HOT MOUNTING RESIN

- Suitable for small sample preparation

Code	Color	Description	Package (barrel)
MLP-DR1	black	for common sample preparation, fast grinding speed	0 5kg
MLP-DR2			1kg
MLP-DR3			4kg
MLP-DR4	black	edge protection type, low shrinkage, sample binding, high hardness, good wear resistance, slow grinding speed	0 5kg
MLP-DR5			1kg
MLP-DR6			4kg
MLP-DR7	black	carbon phenolic polymer, used in highly conductive fields, medium grinding speed	0 5kg
MLP-DR8			1kg
MLP-DR9	red	for common sample preparation, fast grinding speed	0 5kg
MLP-DR10			1kg
MLP-DR11	white	for common sample preparation, fast grinding speed	0 5kg
MLP-DR12			1kg
MLP-DR13			4kg
MLP-DR14	green	for common sample preparation, fast grinding speed	0 5kg
MLP-DR15			1kg
MLP-DR16			4kg
MLP-DR17	transparent	transparent, soluble, for sample with size, position, depth and other requirements	0 5kg
MLP-DR18			1kg
MLP-DR19			4kg

https://precishop.hu

COLD MOUNTING CONSUMABLES

cold mounting resin curing agent

Code	Description	Package
MLP-CM1	1 cold mounting compound, fast speed/good transparency/low viscosity/high strength 2 for metal processing without heating, pressure and mounting press 3 curing time: 25°C, 25min 4 usage: cold mounting resin 3:curing agent 2	1 cold mounting resin 1000g 2 curing agent 800ml 3 Ø30mm cold mounting mold1 pc 4 plastic cup 20 pcs 5 stirring rod 40 pcs, spoon 1 pc
MLP-CM2	1 epoxy resin, low viscosity, good permeability, completely transparent 2 for samples which can not be heated or mounting pressed, like PCB, S :T and other micro-slice samples 3 curing time: 25°C, 5~6h 4 usage: resin liquid 2:curing agent 1	1 resin liquid1000ml 2 curing agent 500ml 3 Ø30mm cold mounting mold1 pc 4 plastic cup 20 pcs 5 stirring rod 40 pcs
MLP-CM3	1 fast epoxy, fast curing products, completely transparent 2 for samples which can not be heated or mounting pressed, like PCB, S :T and other micro-slice samples 3 curing time: 25°C, 1h 4 usage: resin liquid 2:curing agent 1	1 resin liquid1000ml 2 curing agent 500ml 3 Ø30mm cold mounting mold1 pc 4 plastic cup 20 pcs 5 stirring rod 40 pcs
MLP-CM4	1 low viscosity epoxy, good permeability, completely transparent 2 for samples which can not be heated or mounting pressed, like PCB, S :T and other micro-slice samples 3 curing time: 25°C, 3~4h 4 usage: resin liquid 2:curing agent 1	1 resin liquid1000ml 2 curing agent 500ml 3 Ø30mm cold mounting mold1 pc 4 plastic cup 20 pcs 5 stirring rod 40 pcs
MLP-CM5	1 low heat release epoxy, small, shrink, completely transparent 2 for samples which can not be heated or mounting pressed, like PCB, S :T and other micro-slice samples 3 curing time: 25°C, 20~24h 4 usage: resin liquid 3:curing agent 1	1 resin liquid 1000ml, 2 curing agent 300ml 3 Ø30mm cold mounting mold1 pc 4 plastic cup 20 pcs, 5 stirring rod 40 pcs
MLP-CM6	1 cold mounting compound, fast speed/ceramics white/low viscosity/high strength 2 for metal processing without heating, pressure and mounting press 3 curing time: 25°C, 25min 4 usage: cold mounting resin 3:curing agent 2	1 cold mounting resin 1000g 2 curing agent 800ml 3 Ø30mm cold mounting mold1 pc 4 plastic cup 20 pcs 5 stirring rod 40 pcs, spoon 1 pc

COLD MOUNTING MOLDS

Code	Description	Specification (mm)
MLP-QM1	round soft mold, for cold embedding of epoxy resin, cold mounting resin on metallographic slice specimens	Ø20×18
MLP-QM2		Ø25×18
MLP-QM3		Ø30×18
MLP-QM4		Ø40×23
MLP-QM5		Ø50×23
MLP-QM6	square soft mold, for cold embedding of epoxy resin, cold mounting resin on metallographic slice specimens	55×20×22
MLP-QM7		70×40×22
MLP-QM8	round hard mold, for cold embedding of epoxy resin, cold mounting resin on metallographic slice specimens	Ø25×23
MLP-QM9		Ø30×27
MLP-QM10		Ø32×27
MLP-QM11		Ø40×29

https://precishop.hu

MOUNTING DISCHARGING AGENT

Code	Description	Specifications
MLP-RA	for hot mounting press and cold mounting mold discharging	200ml/bottle

SLICE CLIPS

MLP-QP1

MLP-QP2

Code	Description	Specifications
MLP-QP1	stainless steel roll slice clip, for hot and cold mounting fixing	100 pieces/pack
MLP-QP2	PET roll slice clip, for hot and cold mounting fixing	100 pieces/pack

DIAMOND POLISHING LIQUID

- For surface grinding and polishing of metallographic, lithographic, ferrous and non-ferrous metals, ceramics, composite materials, gems, instruments, optical glass of high finish
- Compared with ordinary polishing agent, under the same grinding and polishing quality, consumption is saved 30%, time is saved 60%

Code	Description	Granularity (μm)	Package/Bottle
MLP-DLA□□*	1 single crystal, water-based, ethylene glycol-based polishing lubricant formulation 2 for general metallographic preparation	40, 30, 28, 20, 14, 10, 9, 7, 6, 5, 3 5, 3, 2 5, 1 5, 1 0, 0 5, 0 25	500ml
MLP-DLB□□*	1 single crystal, water-based, propylene glycol-based polishing lubricant formulation 2 for grinding and polishing of soft and ductile materials	30, 20, 15, 14, 9, 7, 6, 5, 3, 2 5, 1 5, 1 0, 0 5, 0 25	500ml
MLP-DLC□□*	1 single crystal, water-based, propylene glycol-based polishing lubricant formulation 2 for ultra-precision polishing	0 05	500ml
MLP-DLD□□*	1 single crystal, oil-based, solvent-based polishing lubricant formulation 2 for grinding and polishing of soft materials and materials which cannot touch water	20, 14, 9, 7, 5, 3 5, 2 5, 1 5, 1 0, 0 5, 0 25	500ml
MLP-DLE□□*	1 polycrystalline, water-based, propylene glycol based polishing lubricant formula 2 for grinding and polishing of different materials and hardness components	9, 6, 3, 1 0, 0 5, 0 25	500ml
MLP-DLF□□*	1 polycrystalline, water-based, denatured ethanol based polishing lubricant formula 2 for grinding and polishing of materials which cannot touch water	9, 6, 3, 1 0, 0 5, 0 25	500ml

*□□ is granularity specification, for example, code **MLP-DLA40** stands for diamond polishing liquid 40μm granularity

https://precishop.hu

34 TESTING MACHINES, FORCE GAGES

Universal Testing Machines
Page 859-865

High And Low Temperature Test Chambers For Electronic Universal Testing Machines
Page 860

Impact Testing Machines
Page 866-867

Impact Specimen Notch Broaching Machines
Page 867

Universal Push And Pull Testing Machines
Page 868

Digital Spring Testers
Page 869

Force Gages
Page 870-874

Test Stands For Force Gages
Page 875-877

Dial Tension Gages
Page 877

Spindle Tension Meters
Page 878

https://precishop.hu

ELECTRONIC UNIVERSAL TESTING MACHINES



UTM-E50

- Fo tensile, comp ession, bend, sh, peel, tea tests of metal and non-metal mate ials

STANDARD DELIVERY

Main unit	1 pc
Control box	1 pc
Computer	1 pc
Measuring software	1 pc
Printer	1 pc
Wedge tension fixture (including flat jaws and V-shaped jaws) **	1 set
Compression fixture	1 set
Extensometer (only for UTM-E100, UTM-E300)	1 pc

**UTM-E10 does not have V-shaped jaws

OPTIONAL ACCESSORY

Extensometer	page 865
Fixtures	page 862~863

SPECIFICATION

Code	UTM-E10	UTM-E50	UTM-E100	UTM-E300
Max. test force	10kN	50kN	100kN	300kN
Accuracy class	0.5 class			
Test force measurement range	0.2%~100%FS			
Test force measurement accuracy	±0.5% of indicating value			
Resolution of test force measurement	1/300000 of Max. test fo ce (same esolution all the way)			
Deformation measurement range	0.2%~100%FS			
Deformation measurement accuracy	±0.5% of indicating value			
Deformation measurement resolution	1/200000 of Max. defo mation, up 1/3 000000			
Large deformation measurement range	10~800mm			
Large deformation measurement accuracy	±1% of indicating value			
Large deformation measurement resolution	8μm			
Displacement accuracy	±0.5% of indicating value			
Displacement resolution	0.01mm			
Force control speed adjustment range	0.005~5%FS/s			
Force control speed control accuracy	±2% of the set value (speed<0.05%FS/s) ±0.5% of the set value (speed≥0.05%FS/s)			
Deformation speed adjustment range	0.005~5%FS/s			
Deformation speed control accuracy	±2% of the set value (speed<0.05%FS/s) ±0.5% of the set value (speed≥0.05%FS/s)			
Beam displacement speed adjustment range	0.001~500mm/min			
Beam displacement speed control accuracy	±1% of the set value (speed<0.5mm/min) ±0.2% of the set value (speed≥0.5mm/min)			
Crosshead travel*	1030mm	970mm	1250mm	1000mm
Effective compression travel*	800mm	700mm	700mm	600mm
Horizontal test space*	400mm	440mm	600mm	550mm
Power supply	220V, 50Hz, 0.4kW~1kW		380V, 50Hz, 2kW~5kW	
Dimension	715×500×1680mm	820×620×1880mm	1070×855×2180mm	1070×920×2550mm
Weight	230kg	350kg	1000kg	1500kg

*Can be customized acco ding to test equi ements

https://precishop.hu

HIGH AND LOW TEMPERATURE TEST CHAMBERS FOR ELECTRONIC UNIVERSAL TESTING MACHINES

electronic universal testing machine is optional

UTT-M63-E50

- Fo **UTM-E□□□** elect onic unive sal testing machines
- Fo tensile, comp ession, bend, shea tests in high and low tempe atu e envi onment

SPECIFICATION

Code	**for UTM-E10**	**UTT-M03-E10**	**UTT-M33-E10**	**UTT-M63-E10**
	for UTM-E50	**UTT-M03-E50**	**UTT-M33-E50**	**UTT-M63-E50**
	for UTM-E100	**UTT-M03-E100**	**UTT-M33-E100**	**UTT-M63-E100**
Temperature range		(oom tempe atu e+10)~300°C	-30~300°C	-60~300°C
Temperature accuracy*		±1°C		
Temperature fluctuation*		±0.5°C		
Temperature uniformity*		≤2°C		
Temperature resolution		0.1°C		
Cooling system		no	cormpressor or liquid nitrogen	
Cooling time (room temperature@25°C)			1~2°C/min (no-load)	
Warming up time		1~3°C/min (no-load)		
Temperature control		PID automatic tempe atu e cont ol		
Heating system		magnesium powde heating tube		
Aperture size		Ø50mm		
Chamber dimension**		240×430×530mm (suitable fo elect onic unive sal testing machines with column spacing of 400mm and above)		
Power supply		AC 220V, 60Hz		
Total power		1.8kW	2.2kW	2.8kW

*The applicable ange of tempe atu e accu acy, unifo mity and fluctuation is Ø100×200mm

Customized acco ding tUTM-E□□□** elect onic unive sal testing machine and custome equi ements

https://precishop.hu



- Fo tensile, peel, tea tests of metal and non-metal mate ials

STANDARD DELIVERY

Main unit	1 pc
Control box	1 pc
Computer	1 pc
Measuring software	1 pc
Printer	1 pc
Tensile fixture	1 set

OPTIONAL ACCESSORY

Extensometer	page 865
Fixtures	page 862~863

UTM-S5 CA

SPECIFICATION

Code	UTM-S200A	UTM-S500A	UTM-S1 CA	UTM-S2 CA	UTM-S5 CA
Max. test force	200N	500N	1kN	2kN	5kN
Accuracy class	0.5 class				
Test force measurement range	0.4%~100%FS				
Test force measurement accuracy	±0.5% of indicating value				
Resolution of test force measurement	1/300000 of Max. test fo ce (same esolution all the way)				
Deformation measurement range	0.2%~100%FS				
Deformation measurement accuracy	±0.5% of indicating value				
Deformation measurement resolution	1/200000 of Max. defo mation, up 1/300000				
Large deformation measurement range	10~800mm				
Large deformation measurement accuracy	±1% of indicating value				
Large deformation measurement resolution	8μm				
Displacement accuracy	±0.5% of indicating value				
Displacement resolution	0.01mm				
Force control speed adjustment range	0.005~5%FS/s				
Force control speed control accuracy	±2% of the set value (speed<0.05%FS/s) ±0.5% of the set value (speed≥0.05%FS/s)				
Deformation speed adjustment range	0.005~5%FS/s				
Deformation speed control accuracy	±2% of the set value (speed<0.05%FS/s) ±0.5% of the set value (speed≥0.05%FS/s)				
Beam displacement speed adjustment range	0.001~500mm/min				
Beam displacement speed control accuracy	±1% of the set value (speed<0.5mm/min) ±0.2% of the set value (speed≥0.5mm/min)				
Crosshead travel*	900mm				
Effective compression travel*	630mm				
Power supply	220V, 50Hz, 0.4kW~1kW				
Dimension	510×510×1580mm				
Weight	150kg				

*Can be customized acco ding to test equi ements

https://precishop.hu

FIXTURES FOR ELECTRONIC UNIVERSAL TESTING MACHINES

CUSTOM-MADE

- Used with **UTM-E** series and **UTM-S** series electronic universal testing machines

UTM-F001 ■ Wedge tensile fixtu e ■ Fo tensile testing of non-metallic mate ials and thin metal specimens	**UTM-F002** ■ Hyd aulic tensile fixtu e ■ Fo tensile testing of metallic mate ials, ound ba specimens	**UTM-F003** ■ 10kN wedge tensile fixtu e ■ Fo tensile testing of metal specimens
UTM-F004 ■ Pneumatic tensile fixtu e ■ Fo tensile testing of non-metallic mate ial specimens	**UTM-F005** ■ Insulation p ofile longitudinal shea ing fixtu e ■ Longitudinal shea test fo insulation type mate ials	**UTM-F006** ■ Insulation p ofile t ansve se tensile fixtu e ■ Fo t ansve se tensile testing of insulation-type mate ials
UTM-F007 ■ Filament winding fixtu e ■ Fo tensile testing of data wi es, textile fab ic wi es, plastic wi es	**UTM-F008** ■ Filament opposite fixtu e ■ Fo tensile testing of wi e specimens	**UTM-F009** ■ Pneumatic th eadlet tensile fixtu e ■ Fo tensile testing of non-metallic wi e specimens
UTM-F010 ■ Steel wi e tensile fixtu e ■ Fo tensile testing of fine steel wi es and i on wi es	**UTM-F011** ■ Th eadlet winding fixtu e ■ Fo tensile testing of filamenta y metal specimens	**UTM-F012** ■ Fab ic belt winding tensile fixtu e ■ Fo tensile testing of non-metallic mate ial specimens
UTM-F013 ■ Film tensile fixtu e ■ Fo tensile testing of pape, film and non-metallic mate ials	**UTM-F014** ■ Film tensile fixtu e ■ Fo tensile testing of pape, film and non-metallic mate ials	**UTM-F015** ■ Thin film opposite fixtu e ■ Fo tensile testing of pape , film and non-metallic mate ials

To be continued

https://precishop.hu

Continued f om p evious page

UTM-F016 ■ Thin plate opposite fixtu e ■ Fo tensile testing of thin plates of non-metallic mate ials	**UTM-F017** ■ Annule tensile fixtu e ■ Fo tensile testing of non-metallic annula mate ial specimens	**UTM-F018** ■ Adhesive tensile shea ing fixtu e ■ Fo tensile shea testing of diffe ent adhesive specimens
UTM-F019 ■ Su face bonding st engthfixtu e ■ Tensile testing fo adhesive p ope ties	**UTM-F020** ■ Leve age tensile fixtu e ■ Fo tensile testing of ubbe, silicone and othe elastome s	**UTM-F021** ■ Rubbe tensile fixtu e ■ Specialized fo tensile testing of ubbe mate ial specimens
UTM-F022 ■ 90° ubbe peel fixtu e ■ Peel test fo adhesion of ubbe mate ials	**UTM-F023** ■ PCB plate 90° peel fixtu e ■ Peel-off test fo adhesion of sticky mate ials on PCBs	**UTM-F024** ■ Plastic bending fixtu e ■ Specialized fo flexu al testing of plastic specimens
UTM-F025 ■ Th ee-point bending fixtu e ■ Fo bending test of va ious mate ial specimens	**UTM-F026** ■ Waving fxitu e ■ Fo tensile testing of non-metallic specimens	**UTM-F027** ■ Butt fixtu e ■ Fo tensile testing of diffe ent mate ials
UTM-F028 ■ Shea fixtu e ■ Fo shea testing of diffe ent mate ials	**UTM-F029** ■ Ce amic shea ing fixtu e ■ Specialized fo shea testing of ce amic mate ials	**UTM-F030** ■ Comp essive fixtu e ■ Fo comp ession testing of diffe ent mate ials
UTM-F031 ■ Punctu e fixtu e ■ Fo film punctu e testing		

https://precishop.hu

HYDRAULIC UNIVERSAL TESTING MACHINES

UTM-H300B

- Fo tensile, comp ession, bend, shea tests of metal and non-metal mate ials

SPECIFICATION

Code		UTM-H300B	UTM-H600B	UTM-H1000B	UTM-H2000B	UTM-H3000B
Max. test force		300kN	600kN	1000kN	2000kN	3000kN
Accuracy		±1%				
Test force measurement range		2%~100%FS				
Resolution of test force measurement		1/300000 of Max. test fo ce (same esolution all the way)				
Deformation measurement device		extensoment				
Deformation measurement range		1%~100%FS				
Deformation measurement accuracy		±1%				
Deformation measurement resolution		1/300000				
Displacement accuracy		±1%				
Displacement resolution		0.01mm				
Displacement travel		200mm				
Max tensile space (including piston stroke)		600mm	600mm	680mm	600mm	900mm
Max compression space (including piston stroke)		500mm	500mm	560mm	500mm	800mm
Transmission mode		chain d ive				
Safety protection device		softwa e p otection and mechanical limit p otection				
Control function		special softwa e, closed-loop of st ess, st ain and velocity				
Clamping range of round sample		Ø10~32mm	Ø13~40mm	Ø13~60mm	Ø20~70mm	Ø25~80mm
Clamping range of flat sample		0~15mm	0~15mm	0~20mm	0~40mm	0~80mm
Upper and lower pressure plate size		Ø188mm	Ø188mm	Ø208mm	Ø208mm	Ø208mm
Bending branch roll width		140mm				
Total power		2.5kW	3.0kW	3.0kW	3.75kW	5.5kW
Power supply		380V, 50Hz				
Dimension (mm)	host	800×620×1900	820×650×2000	940×780×2250	1100×760×3000	1250×930×3550
	oil source	1140×600×855				
Weight		2T	2.2T	3T	7.5T	12.6T

*Customizable 0~30mm **Customizable 0~40mm

To be continued

https://precishop.hu

Continued f om p evious page

compute and softwa e (included)





ac ylic safety shield (optional)



steel wi e safety shield (optional)

STANDARD DELIVERY

Main unit	1 pc
Electro hydraulic servo oil source	1 pc
Electro hydraulic servo valve	1 pc
High pressure oil pump	1 pc
Oil pressure sensor	1 pc
Control box	1 pc
Extensometer	1 pc
Computer	1 pc
Measuring software	1 set
Printer	1 pc
Tensile fixture	1 set
Compression fixture	1 set

OPTIONAL ACCESSORY

Acrylic safety shield	UTM-H-COVER1
Steel wire safety shield	UTM-H-COVER2

EXTENSOMETERS

▪ Used with unive sal testing machines

SPECIFICATION

Code	Gage length	Deformation
UTM-EX25-5	25mm	5mm
UTM-EX25-10	25mm	10mm
UTM-EX25-25	25mm	25mm
UTM-EX50-5	50mm	5mm
UTM-EX50-10	50mm	10mm
UTM-EX50-25	50mm	25mm
UTM-EX100-5	100mm	5mm
UTM-EX100-10	100mm	10mm
UTM-EX100-25	100mm	25mm
UTM-EX200-5	200mm	5mm
UTM-EX200-10	200mm	10mm
UTM-EX200-25	200mm	25mm
UTM-EX-B	la ge defo mation, customized acco ding to the wo kpieces	

UTM-EX50-10

https://precishop.hu

SEMI-AUTOMATIC IMPACT TESTING MACHINES

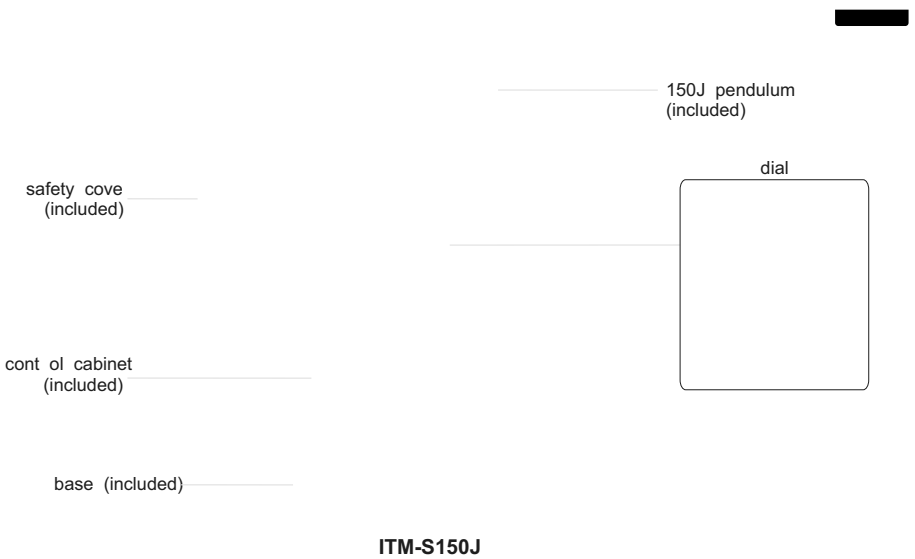

ITM-S150J

pendulum (included)


span aligne (included)


tongs (included)

- Acco ding to ISO148
- Fo testing the anti-impact pe fo mance of metal mate ials unde dynamic load
- High-p ecision bea ings, small bea ing f iction, the impact abso ption ate of empty pendulum is less than 0.3%
- Alloy steel impact blade, ha dness HRC60
- PLC cont olle with built-in ene gy loss co ection p og am
- Supplied with safety cove
- Supplied with softwa e fo data sto age, automatic p ocessing, etc.
- Data can be sto ed in Excel fo mat, output and p inted


softwa e (included)

SPECIFICATION

Code	ITM-S150J	ITM-S300J	ITM-S450J	ITM-S600J	ITM-S750J
Impact energy	150J	300J	450J	600J	750J
Dial range	0~150J	0~300J	0~450J	0~600J	0~750J
Dial graduation	1J	2J	3J	4J	5J
Pendulum moment	M=80.3848N·m	M=160.7695N·m	M=241.1543N·m	M=321.5390N·m	M=401.9238N·m
Pendulum preparing angle	150°				
Distance between pendulum shaft center and specimen center	750mm				
Impact speed	5.24m/s				
Span of specimen seat	40mm				
End face radius of specimen seat	R (1.0~1.5)mm				
Radius of impact blade	R (2.0~2.5)mm				
Inclination angle of support surface of specimen seat	11°±1°				
Angle of impact blade	30°±1°				
Thickness of impact blade	16mm				
Range of measuring angle	0~360°				
Angle resolution	≤0.06°				
Specimen size	10×10×55mm				
Power supply	AC 380V, 50Hz				
Base size	800×500mm		960×650mm		
Power	400W		1.5kW		
Dimension ofmain body	2050×690×2015mm		2100×835×2200mm		
Weight	450kg		900kg		

To be continued

https://precishop.hu

Continued f om p evious page

STANDARD DELIVERY

Main unit		1 pc
Dial		1 pc
Control cabinet		1 pc
Pendulum	ITM-S150J	150J pendulum
	ITM-S300J	300J pendulum and 150J pendulum
	ITM-S450J	450J pendulum and 150J pendulum
	ITM-S600J	600J pendulum and 150J pendulum
	ITM-S750J	750J pendulum and 150J pendulum
Simply supported beam fixture (including jaws, anvil)		1 set
Computer		1 set
Printer		1 pc
Software		1 set
Span aligner		1 pc
Tongs		1 pc
Safety cover		1 set

OPTIONAL ACCESSORY

Workbench	7911-15
150J pendulum	ITM-S-PE150J
300J pendulum	ITM-S-PE300J
450J pendulum	ITM-S-PE450J
600J pendulum	ITM-S-PE600J
750J pendulum	ITM-S-PE750J
ASTM standard impact blade	ITM-S-ASTM-IB
Sample recovery device	ITM-S-RD
Digital display screen	ITM-S-DDS

IMPACT SPECIMEN NOTCH BROACHING MACHINE (DOUBLE BROACHES) CODE ITM-U32

- Confo ms with ISO 148, ISO 83 and EN 10045 standa ds
- One-time b oaching fo ming, hyd aulic t ansmission, special inte nal lub ication device to avoid damage of the b oaches
- Dual-station b oach, two specimen notches can be p ocessed at the same time

aised b oaches

lowe ed b oaches

SPECIFICATION

Broach stroke	350mm (V2, U2, U3 b oaches) 400mm (U5 b oach)
Specimen size (T×W×L)	10×10×55mm
Broaching speed	0.35-2.5m/min
Driving method	hyd aulic
Power supply	380V, 50Hz, 0.4kW
Dimension	660×400×1200mm
Weight	200kg

STANDARD DELIVERY

Main unit	1 pc
Broach	U2 and V2

OPTIONAL ACCESSORY

U3 broach	ITM-U32-U3
U5 broach	ITM-U32-U5

ITM-U32

https://precishop.hu

UNIVERSAL PUSH AND PULL TESTING MACHINES

ISF-U202

- Set fo ce, set positioning and set defo mation testing modes
- P otective functions of built-in mechanical limit, ove load auto stop and eme gency stop
- Dual-speed p eset, high-speed app oximation and low-speed acquisition
- Automatic back to sta t location afte the test
- Can save 10 sets of test value and 3 sets of cu ve, test epo ts can be p inted by built-in p inte
- Display peak value, eal-time value and p ocess cu ve simultaneously
- Auto calib ation of displacement ze o
- Unit: lbf, N, kgf, ozf
- Auto powe 6f(the time can be set)

SPECIFICATION

Code	ISF-U055	ISF-U101	ISF-U202
Max. test force	500N	1000N	2000N
Resolution of force	0.05N	0.1N	0.2N
Test force measurement range	1%~100%FS		
Test force measurement accuracy	±1%FS (test fo ce<10%FS) ±0.5%FS (test fo ce≥10%FS)		
Range of adjustable speed	0.5~500mm/min		
Speed accuracy	±2%FS (speed<10%FS) ±1%FS (speed≥10%FS)		
Displacement resolution	0.001mm		
Displacement travel	300mm	450mm	450mm
Displacement accuracy	±0.4mm		
Unit	lbf, N, kgf, ozf		
Pressure plate size	Ø80mm		
Power supply	AC 220V, 50/60Hz		
Dimension	420×250×700mm	365×305×915mm	365×305×915mm
Weight	29.4kg	40kg	40kg

STANDARD DELIVERY

Main unit	1 pc
Adapter	2 pcs

https://precishop.hu

DATA OUTPUT

- Peak hold and automatic release function
- Set upper and lower limits, red and green indicator and buzzer alarm
- Automatic conversion of three units: N, kgf, lbf
- Built in printer
- Automatic power off

ISF-S10 ISF-S500 ISF-S1000

SPECIFICATION

Code	ISF-S10	ISF-S20	ISF-S30	ISF-S50	ISF-S100	ISF-S200
Maximum load	10N	20N	30N	50N	100N	200N
Resolution	0.001N	0.002N	0.01N	0.01N	0.02N	0.05N
Range of digital scale	65mm	65mm	65mm	95mm	95mm	95mm
Resolution of digital scale	0.01mm	0.01mm	0.01mm	0.01mm	0.01mm	0.01mm
Disk diameter	Ø30mm	Ø30mm	Ø30mm	Ø49mm	Ø49mm	Ø49mm
Maximum free length of spring	65mm	65mm	65mm	95mm	95mm	95mm
Measuring range of force	5%~100% (maximum load)					
Accuracy of force	±1% (maximum load)					
Data output	RS232					
Power supply	220V, 50/60Hz					
Dimension	300×235×600mm	300×235×600mm	300×235×600mm	300×235×620mm	300×235×620mm	300×235×620mm
Weight	13.2kg	13.2kg	13.2kg	17.3kg	19.1kg	19.1kg

Code	ISF-S300	ISF-S500	ISF-S1000	ISF-S2000	ISF-S5000
Maximum load	300N	500N	1000N	2000N	5000N
Resolution	0.1N	0.1N	0.2N	0.5N	1N
Range of digital scale	95mm	95mm	150mm	150mm	150mm
Resolution of digital scale	0.01mm	0.01mm	0.01mm	0.01mm	0.01mm
Disk diameter	Ø49mm	Ø49mm	Ø108mm	Ø108mm	Ø108mm
Maximum free length of spring	95mm	95mm	200mm	200mm	200mm
Measuring range of force	5%~100% (maximum load)				
Accuracy of force	±1% (maximum load)				
Data output	RS232				
Power supply	220V, 50/60Hz				
Dimension	300×235×620mm	300×235×620mm	490×300×920mm	490×300×920mm	490×300×920mm
Weight	19.1kg	20.8kg	47.5kg	47.5kg	47.5kg

STANDARD DELIVERY

Main unit	1 pc

https://precishop.hu

DIGITAL FORCE GAGES (HIGH ACCURACY)

DATA OUTPUT INSPECTION CERTIFICATE



softwa e flash disk
(i cluded)

p i te (**optiona**)



ISF-DF100A
type A

ISF-DF5KA
type B

ISF-DF10KC
type C

- Type A a d B ca be used fo te sio a d p essu e tests, type ! is o ly used fo p essu e tests
- Peak (max.) a d t acki g mode
- U its fo type A: mN, N, gf, kgf, ozf, lbf,
  type B: N, kgf, lbf, kN, MPa,
  type !: N, kgf, lbf, kN, tf, MPa
- Tole a ce testi g
- 1000 memo ies
- Automatic powe off
- Metal case, touch butto s
- L !D display with backlight
- The display flips ove whe the bottom faces up
- Ove load ala m
- Keyboa d sig al, ca be t a smitted to Excel

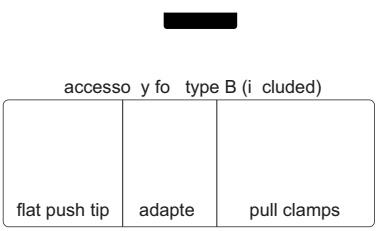

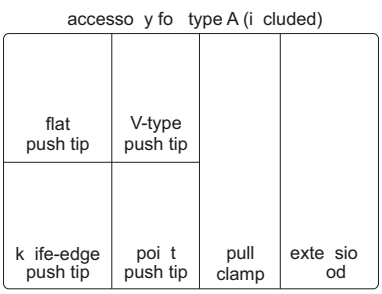

SPECIFICATION

Code	ISF-DF5A	ISF-DF10A	ISF-DF20A	ISF-DF50A	ISF-DF100A	ISF-DF200A	ISF-DF500A	ISF-DF1KA
Type	A (i te al se so)							
Load capacity (N)	5	10	20	50	100	200	500	1000
Resolution (N)	0.0005	0.001	0.005	0.005	0.01	0.05	0.05	0.1
Accuracy	±0.2% (of load capacity)							
Power supply	built-i echa geable batte y							

Code	ISF-DF1KB	ISF-DF2KA	ISF-DF5KA	ISF-DF10KA	ISF-DF20KA
Type	B (exte al se so)				
Load capacity (N)	1000	2000	5000	10000	20000
Resolution (N)	0.1	0.5	0.5	1	5
Accuracy	±0.2% (of load capacity)				
Power supply	built-i echa geable batte y				

Code	ISF-DF10KC	ISF-DF20KC	ISF-DF50KC	ISF-DF100KC	ISF-DF200KC
Type	! (exte al se so)				
Load capacity (kN)	10	20	50	100	200
Resolution (kN)	0.001	0.005	0.005	0.01	0.05
Accuracy	±0.2% (of load capacity)				
Power supply	built-i echa geable batte y				

STANDARD DELIVERY

Main unit		1 pc
AC/DC adapter		1 pc
Software and USB cable		1 pc
Push/pull accessory	type A	6 pcs (flat push tip, V-type push tip, k ife-edge push tip, poi t push tip, pull clamp, exte sio od)
	type B	4 pcs (flat push tip, adapte , pull clamps)

OPTIONAL ACCESSORY

Printer	ISF-DF-PRINTER
Test stand	ISF-MT1K

https://precishop.hu

FORCE GAGE HANDLES
CODE ISF-DFAT1

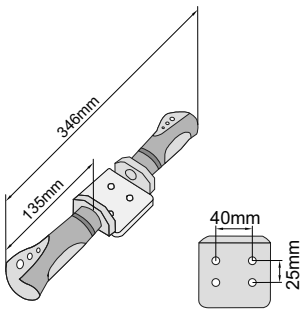

- Fo digital fo ce gages (code **ISF-DF**□□□)
- Push a d pull test
- Maximum a ge 1000N

push test with si gle ha dle

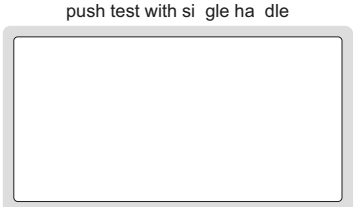

pull test with two ha dles

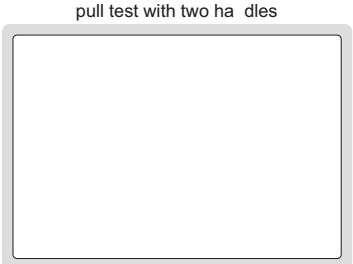

STANDARD DELIVERY

Handle	2 pcs
Base	1 pc

SOFT PROBES FOR HUMAN BODY

ISF-DFAT2-C1 **ISF-DFAT2-C2** **ISF-DFAT2-C3** **ISF-DFAT2-C4**

- To measu e muscle fo ce
- Fo p ess test with digital fo ce gages (code **ISF-DF**□□□) a d fo ce gage ha dles (code **ISF-DFAT1**)
- Maximum a ge 1000N

applicatio

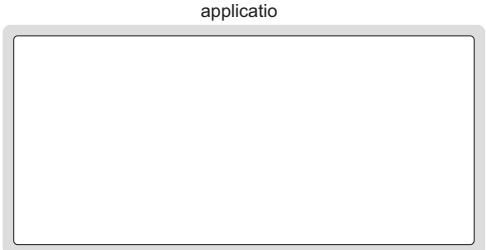

Code	Specification
ISF-DFAT2-C1	ecta gle, 90×25mm, M6
ISF-DFAT2-C2	squa e, 25×25mm, M6
ISF-DFAT2-C3	a c-shaped, 90×25mm, R80mm, M6
ISF-DFAT2-C4	M6

https://precishop.hu

DIGITAL FORCE GAGES

DATA OUTPUT

INSPECTION CERTIFICATE



softwa e flash disk
(i cluded)

p i te (**optiona**)

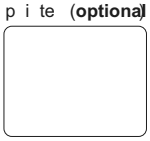

- Push a d pull test
- U its: N, gf, kgf, ozf, lbf
- 500 memo ies
- Automatic powe off
- Metal case
- L !D display with backlight
- The display flips ove whe the bottom faces up
- Ove load ala m

ISF-1DF100

accesso y (i cluded)

flat push tip	V-type push tip		
k ife-edge push tip	poi t push tip	pull clamp	exte sio od

SPECIFICATION

Code	ISF-1DF10	ISF-1DF50	ISF-1DF100	ISF-1DF500	ISF-1DF1000
Load capacity (N)	10	50	100	500	1000
Resolution (N)	0.01	0.01	0.1	0.1	1
Accuracy	±0.3% (of load capacity)				
Measuring mode	t acki g, peak (max.), tole a ce testi g				
Power supply	built-i echa geable batte y				
Dimension	150×73×33mm				
Weight	450g				

STANDARD DELIVERY

Main unit	1 pc
AC/DC adapter	1 pc
Software and USB cable	1 pc
Push/pull accessory	6 pcs (flat push tip, V-type push tip, k ife-edge push tip, poi t push tip, pull clamp, exte sio od)

OPTIONAL ACCESSORY

Printer	ISF-DF-PRINTER
Test stand	ISF-MT1K

TEST STAND FOR DIGITAL FORCE GAGES CODE ISF-MT1K



- Fo digital fo ce gages (code **ISF-1DF**□□□ a d **ISF-DF**□□□)
- To be used i ve tical a d ho izo tal o ie tatio

digital scale (**optional**)

SPECIFICATION

Load capacity	1000N
Travel	200mm (3mm ve tical moveme t pe evolutio of ha dwheel)
Dimension	196×250×446mm
Weight	13kg

force gage is optional

OPTIONAL ACCESSORY

Digital scale (range: 200mm, resolution: 0.01mm/0.0005")	ISF-MT1K-SCALE

ho izo tal o ie tatio test

https://precishop.hu

accesso y (i cluded)

flat push tip	V-type push tip		
k ife-edge push tip	poi t push tip	pull clamp	exte sio od

ISF-F500

- Push a d pull test
- Peak (max.) o t acki g mode

SPECIFICATION

Code		ISF-F10	ISF-F20	ISF-F30	ISF-F50	ISF-F100	ISF-F200	ISF-F300	ISF-F500
Capacity	N	10	20	30	50	100	200	300	500
	kgf	1	2	3	5	10	20	30	50
Graduation	N	0.05	0.1	0.2	0.25	0.5	1	2	2.5
Accuracy		±1% (of load capacity)							

STANDARD DELIVERY

Main unit	1 pc
Push tip	4 pcs (flat, V-type, k ife-edge, poi t)
Pull clamp	1 pc
Extension rod	1 pc

OPTIONAL ACCESSORY

Test stand	ISF-MT500

TEST STAND FOR FORCE GAGE CODE ISF-MT500

- Fo fo ce gages (code **ISF-F□□□**)
- To be used i ve tical a d ho izo tal o ie tatio

force gage is optional

SPECIFICATION

Load capacity	500N
Travel	150mm (3mm ve tical moveme t pe evolutio of ha dwheel)
Dimension	160×240×460mm
Weight	12kg

ho izo tal o ie tatio test

https://precishop.hu

PUSH TIPS AND PULL CLAMPS FOR FORCE GAGES

- For force gages (code **ISF-DF□□□**, **ISF-1DF□□□** a d **ISF-F□□□**)

U it: mm

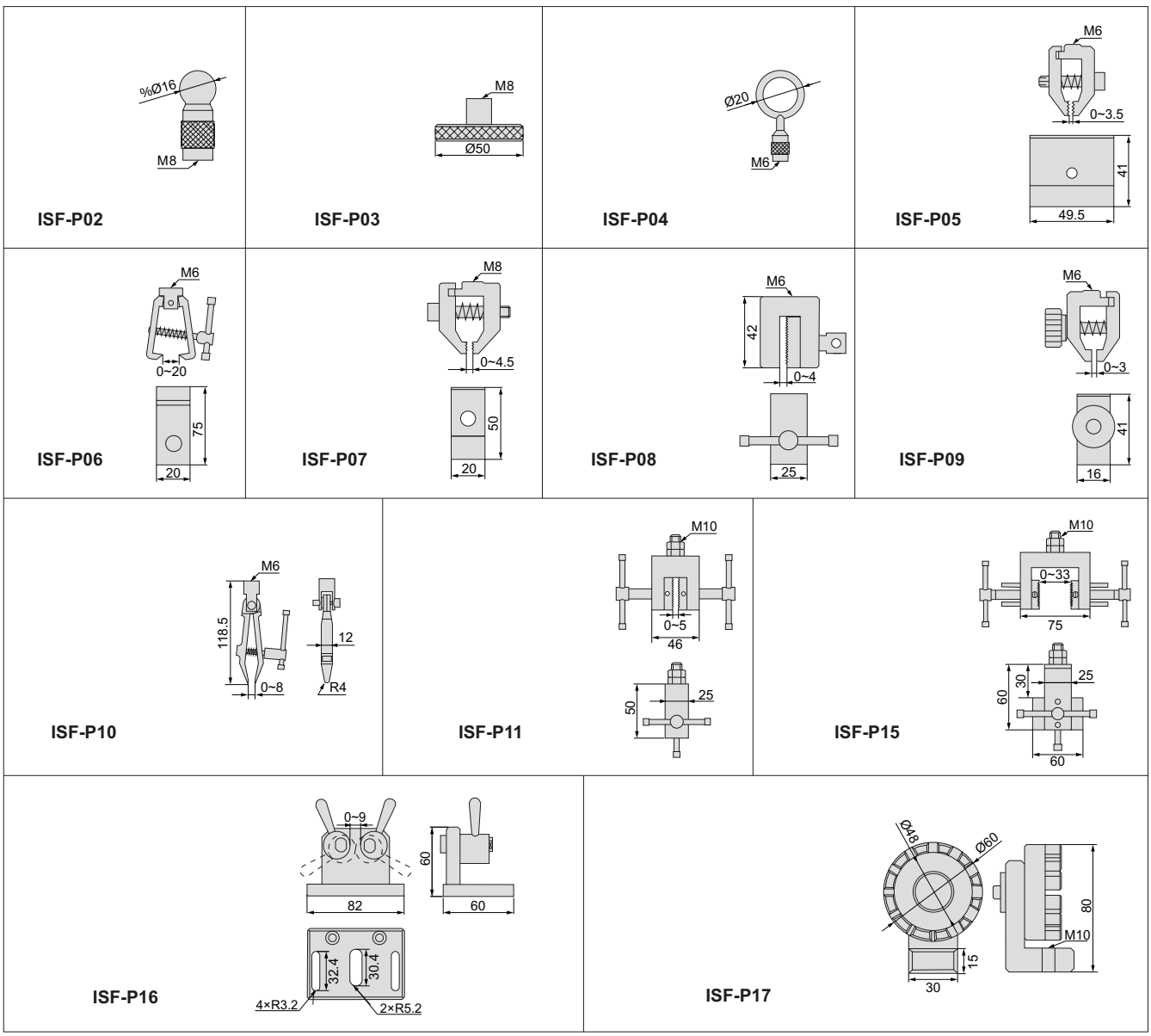

Push tips

Code	Max. load	Diameter	Weight
ISF-P02	5000N	16mm	33g
ISF-P03	3000N	50mm	17g

Pull ring

Code	Max. load	Diameter	Weight
ISF-P04	500N	16mm	158g

Pull clamps

Code	Max. load	Jaw opening	Jaw width	Weight
ISF-P05	1100N	0~3.5mm	49.5mm	241g
ISF-P06	1000N	0~20mm	20mm	217g
ISF-P07	500N	0~4.5mm	20mm	190g
ISF-P08	500N	0~4mm	25mm	274g
ISF-P09	140N	0~3mm	16mm	87g
ISF-P10	230N	0~8mm	4mm	173g
ISF-P11	1500N	0~5mm	25mm	484g
ISF-P15	2000N	0~33mm	60mm	742g

Special pull clamps

Code	Max. load	Opening size	Application	Weight
ISF-P16	2400N	0~9mm	for wire pull test	803g
ISF-P17	5000N	1.8~8.4mm	for wire termi al pull test	620g

https://precishop.hu

MOTORIZED VERTICAL TEST STAND
CODE ISF-RV61

- Fo digital fo ce gages (cod **ISF-1DF□□□** a d **ISF-DF□□□**)
- Push a d pull test
- Automatic a d ma ual test
- P og ammable automatic ope atio (automatic cycle)
- Fou ope atio modes: displaceme t cycle (D cycle), fo ce cycle (F cycle), demo (teachi g & playback) mode a d positio i g mode
- Ala m i dicatio s: st oke ove a ge ala m, fo ce ove a ge ala m, moto block ala m

digital force gage is optional

SPECIFICATION

Load capacity	650N (250lbf, 65kg)
Max. travel	220mm
Resolution of displacement	0.01mm
Accuracy of displacement	±0.3mm
Range of adjustable speed	30~720mm/mi
Resolution of speed	1mm/mi
Accuracy of speed	±2%
Data output	USB, RS232
Work temperature and relative humidity	10~40° !, 10%~80%RH
Power supply	100~230V
Dimension	340×180×630mm
Weight	15.5kg

STANDARD DELIVERY

Test stand	1 pc
AC/DC adapter	1 pc
MD8 cable (for force gages)	1 pc
Software and USB cable	1 pc

MOTORIZED HORIZONTAL TEST STAND
CODE ISF-RH62

- Fo digital fo ce gages (cod **ISF-1DF□□□** a d **ISF-DF□□□**)
- Push a d pull test
- Automatic a d ma ual test
- P og ammable automatic ope atio (automatic cycle)
- Fou ope atio modes: displaceme t cycle (D cycle), fo ce cycle (F cycle), demo (teachi g & playback) mode a d positio i g mode
- Ala m i dicatio s: st oke ove a ge ala m, fo ce ove ge ala m, moto block ala m

digital force gage is optional

SPECIFICATION

Load capacity	650N (250lbf, 65kg)
Max. travel	220mm
Resolution of displacement	0.01mm
Accuracy of displacement	±0.3mm
Range of adjustable speed	30~720mm/mi
Resolution of speed	1mm/mi
Accuracy of speed	±2%
Data output	USB, RS232
Work temperature and relative humidity	10~40° !, 10%~80%RH
Power supply	100~230V
Dimension	671×120×278mm
Weight	13kg

STANDARD DELIVERY

Test stand	1 pc
AC/DC adapter	1 pc
MD8 cable (for force gages)	1 pc
Software and USB cable	1 pc

https://precishop.hu

MANUAL VERTICAL TEST STANDS FOR FORCE GAGES

ATTENTION:
ONLY FOR PRESS TEST

- Fo p ess test with fo ce gages

force gage
is optional

SPECIFICATION

Code	ISF-V10A	ISF-V10D
Apply to	dial fo ce gages (code **ISF-F□□□**)	digital fo ce gages (code **ISF-1DF□□□** a d **ISF-DF□□□**)
Load capacity	500N	
Maximum workpiece height	280mm	
Travel	70mm	
Dimension	152×235×425mm	
Weight	10.7kg	

ISF-V10A

MANUAL HORIZONTAL TEST STANDS FOR FORCE GAGES

ATTENTION:
ONLY FOR PULL TEST

- Fo pull test with fo ce gages

force gage
is optional

SPECIFICATION

Code	ISF-H20A	ISF-H20D
Apply to	dial fo ce gages (code **ISF-F□□□**)	digital fo ce gages (code **ISF-1DF□□□** a d **ISF-DF□□□**)
Load capacity	500N	
Travel	60mm	
Dimension	450×185×170mm	
Weight	9kg	

ISF-H20A

MANUAL HORIZONTAL TEST STAND FOR FORCE GAGES CODE ISF-MH2

force gage
is optional

- Fo fo ce gages (code **ISF-F□□□**, **ISF-DF□□□** a d **ISF-1DF□□□**)
- Push a d pull test

SPECIFICATION

Load capacity	1000N
Travel	250mm (1.5mm ho izo tal moveme t pe evolutio of ha dwheel)
Dimension	542×189×278mm
Weight	21.5kg

https://precishop.hu

MANUAL STRIPPING FORCE TEST STANDS

- Fo st ippi g fo ce test with fo ce gages

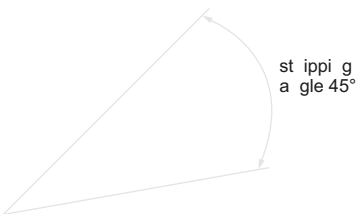

ISF-P30A

SPECIFICATION

Code	ISF-P30A	ISF-P30D
Apply to	dial fo ce gages (code **ISF-F□□□**)	digital fo ce gages (code **ISF-1DF□□□** a d **ISF-DF□□□**)
Load capacity	500N	
Horizontal travel	170mm	
Dimension	420×215×480mm	
Weight	22kg	

DIAL TENSION GAGES

- !lockwise a d cou te -clockwise use
- Fo elect o ic a d p ecisio mecha ical i dust y, such as test the co tact p essu e of elay, adjust the te sio o comp essio of sp i g

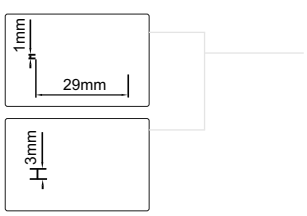

ISF-TG3

SPECIFICATION (Unit: N)

Code	ISF-TGD1	ISF-TGD3	ISF-TGD5	ISF-TG1	ISF-TG1D5	ISF-TG3	ISF-TG5
Range (N)	0.01~0.1	0.03~0.3	0.05~0.5	0.1~1	0.15~1.5	0.3~3	0.5~5
Graduation (N)	0.002	0.005	0.01	0.02	0.025	0.05	0.1
Accuracy	±2% (full scale)						
Dimension (L×W×H)	90×47×19mm						
Weight	60g						

SPECIFICATION (Unit: gf)

Code	ISF-TG10	ISF-TG30	ISF-TG50	ISF-TG100	ISF-TG150	ISF-TG300	ISF-TG500
Range (gf)	1~10	3~30	5~50	10~100	15~150	30~300	50~500
Graduation (gf)	0.2	0.5	1	2	2.5	5	10
Accuracy	±2% (full scale)						
Dimension (L×W×H)	90×47×19mm						
Weight	60g						

https://precishop.hu

SPINDLE TENSION METERS

U it: mm

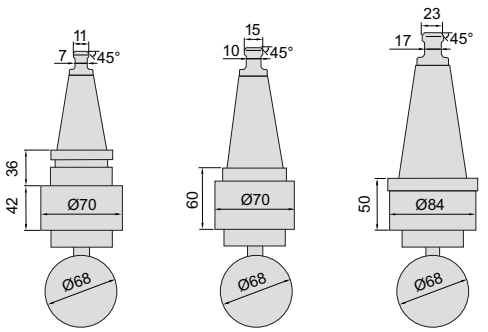

RF %-BT30 RF %-BT40 RF %-BT50

U it: mm

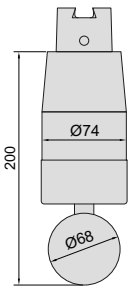

RF %-H %K□□□

RFS-BT40

RFS-HSK63A

- Hyd aulic mecha ical st uctu e, high stability
- To detect the te sio of locki g device

RFS-BT□□□ SPECIFICATION

Code	Dial range*	Accuracy	Applicable tension of spindle	Ri 8et** angle
RFS-BT30	0~60kg/cm²	±0.96kg/cm²	200~500kgf	45°
RFS-BT40	0~150kg/cm²	±2.4kg/cm²	500~1100kgf	
RFS-BT50	0~250kg/cm²	±4kg/cm²	1500~2200kgf	

RFS-HSK□□□ SPECIFICATION

Code	Dial range*	Accuracy	Applicable tension of spindle
RFS-HSK20A	0~120kg/cm²	±1.92kg/cm²	50~100kgf
RFS-HSK20C			
RFS-HSK20E			
RFS-HSK25A	0~150kg/cm²	±2.4kg/cm²	250~500kgf
RFS-HSK25C			
RFS-HSK25E			
RFS-HSK32A	0~500kg/cm²	±8kg/cm²	350~600kgf
RFS-HSK32B			
RFS-HSK32C			
RFS-HSK32D			
RFS-HSK32E			
RFS-HSK32F			
RFS-HSK40A	0~680kg/cm²	±10.9kg/cm²	750~1500kgf
RFS-HSK40B			
RFS-HSK40C			
RFS-HSK40D			
RFS-HSK40E			
RFS-HSK40F			
RFS-HSK50A	0~1100kg/cm²	±17.6kg/cm²	1000~2000kgf
RFS-HSK50B			
RFS-HSK50C			
RFS-HSK50D			
RFS-HSK50E			
RFS-HSK50F			

Code	Dial range*	Accuracy	Applicable tension of spindle
RFS-HSK63A	0~1800kg/cm²	±28.8kg/cm²	1500~3000kgf
RFS-HSK63B			
RFS-HSK63C			
RFS-HSK63D			
RFS-HSK63E			
RFS-HSK63F			
RFS-HSK80A	0~2800kg/cm²	±44.8kg/cm²	2000~4000kgf
RFS-HSK80B			
RFS-HSK80C			
RFS-HSK80D			
RFS-HSK80E			
RFS-HSK80F			
RFS-HSK100A	0~7000kg/cm²	±112kg/cm²	6000~9000kgf
RFS-HSK100B			
RFS-HSK100C			
RFS-HSK100D			
RFS-HSK100E			
RFS-HSK100F			
RFS-HSK160A	0~11500kg/cm²	±184kg/cm²	10000~16000kgf
RFS-HSK160B			
RFS-HSK160C			
RFS-HSK160D			
RFS-HSK160E			
RFS-HSK160F			

* The actual te sio of spi dle (kgf) is 10 0 of dial readi g
** Ca be customized for 60° a d 90°

https://precishop.hu

Digital Torque Testers
Page 880

Bottle Cap Torque Testers
Page 880

Digital Torque Testers
Page 881-882



Torque Wrench Test Stands
Page 883



Torque Screwdrivers
Page 883-885



Intelligent lectric Screwdrivers
Page 885-886



Torque Wrenches
Page 887-899



Torque Adapters
Page 900



Torque Multipliers
Page 901-903

https://precishop.hu

DIGITAL TORQU T ST RS

DATA OUTPUT

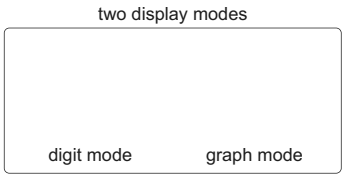

software flash disk (included)

- External sensor
- Metal case, touch buttons
- Clockwise and counter-clockwise operation
- Test mode: track, peak, first peak, preset tolerance
- Unit: N.m, N.cm, kgf.cm, lbf.in, lbf.ft
- Set tolerance with judgement
- 1000 memories
- LCD display with backlight, can automatically turn 180 <
- Overload alarm
- Automatic power off

IST-DTT5

external sensor

SP CIFICATION

Code	IST-DTT1	IST-DTT5	IST-DTT10
Load capacity	0.05~1N.m	0.25~5N.m	0.5~10N.m
Resolution	0.0001N.m	0.0005N.m	0.001N.m
Ma ;. clamping diameter	Ø10mm	Ø10mm	Ø13mm
Sampling frequency	2000 times per second		
Accuracy	±0.3% (of load capacity)		
Output	USB, RS232, alarm signal		
Power supply	built-in rechargeable battery		
Dimension	145x73x34mm		
Weight	1.4kg		

STANDARD D LIV RY

Main unit	1 pc
;ternal sensor	1 pc
AC/DC adapter	1 pc
Software and USB cable	1 pc

OPTIONAL ACC SSORY

Printer	ISF-DF-PRINT R
RS232 cable	IST-DTT-CABL


printer (**optional**)

DIGITAL BOTTL CAP TORQU T ST RS

DATA OUTPUT

- Measure the opening and tightening torque of bottle caps
- Unit: N.m, N.cm, kgf.cm, lbf.in, lbf.ft
- 1500 memories
- Wireless connection to printer
- Automatic power off
- LCD display with backlight
- Overload alarm
- With calibration function

IST-DCT20

software flash disk (included)

printer (**optional**)

SP CIFICATION

Code	IST-DCT2	IST-DCT5	IST-DCT10	IST-DCT20
Load capacity	2N.m	5N.m	10N.m	20N.m
Resolution	0.0002N.m	0.0005N.m	0.001N.m	0.002N.m
Clamping range	Ø19.5~190mm			
Accuracy	±0.5% (of load capacity)			
Measuring mode	tracking, peak (max.), first peak, double peak, tolerance testing			
Output	wireless and USB			
Power supply	built-in rechargeable battery			
Dimension	200×197×142mm			
Weight	2.5kg			

STANDARD D LIV RY

Main unit	1 pc
AC/DC adapter	1 pc
Software and USB cable	1 pc

OPTIONAL ACC SSORY

Printer	ISH-DS-PRINT R

https://precishop.hu

ATTENTION: NOT SUITABLE FOR ELECTRIC WRENCHES, IMPACT WRENCHES OR PNEUMATIC WRENCHES

DIGITAL TORQU T ST RS

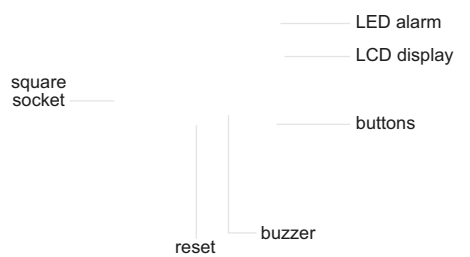

IST-04TT350
type A

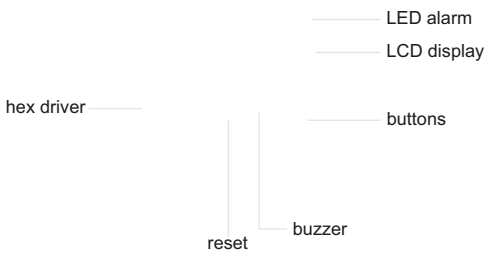

IST-04TT815
type B

- Test torque wrenches, torque screwdrivers and other torque tools
- Clockwise operation
- Peak, track and first peak working modes
- Tolerance testing
- LED indicator for target torque alarm:
  – Green LED light on when the value is within tolerance;
  – Red LED light on when the value is above the high tolerance
- Power off automatically in 2 minutes without any operations



adaptor
(type A included)

SP CIFICATION

Code	IST-04TT5	IST-04TT28	IST-04TT68	IST-04TT350	IST-04TT815	IST-04TT1000	IST-04TT2000
Type	A				B		
Range	0.5~5N.m	2.8~28N.m	6.8~68N.m	35~350N.m	81.5~815N.m	100~1000N.m	200~2000N.m
Accuracy	±1% (clockwise)						
Resolution	0.001N.m	0.01N.m	0.01N.m	0.1N.m	0.1N.m	1N.m	1N.m
Unit	N.m, in.lb, ft.lb, kg.cm					N.m, ft.lb	
Square socket/he ; driver	1/4"	3/8"	3/8"	1/2"	27mm	27mm	27mm
Adaptor	no	3/8" to 1/4"	3/8" to 1/4"	1/2" to 3/8" 3/8" to 1/4"	no		
Power supply	DC						
Weight	0.75kg	0.75kg	1.1kg	1.1kg	5.1kg	5.1kg	5.1kg

STANDARD D LIV RY

Main unit	1 pc
AC/DC adapter	1 pc
Adaptor	refer to details

https://precishop.hu

DIGITAL TORQU T ST RS

ATTENTION: NOT SUITABLE FOR ELECTRIC WRENCHES, IMPACT WRENCHES OR PNEUMATIC WRENCHES

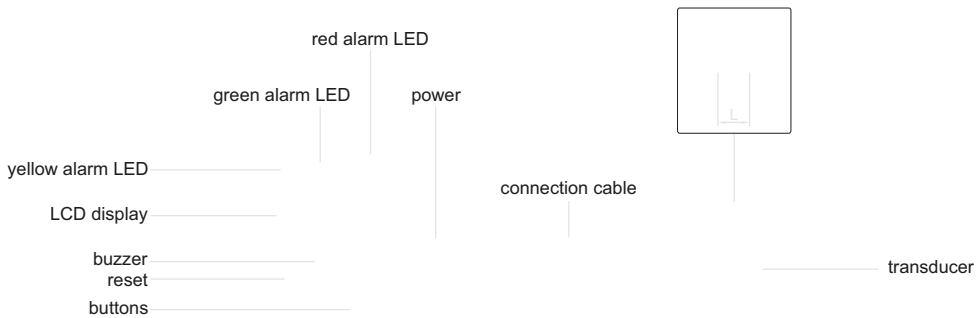

IST-TT550

- With external sensor, to test torque wrenches, torque screwdrivers and other torque tools
- Clockwise and counter-clockwise operation
- Peak, track and first peak working modes
- Unit: N.m, in.lb, ft.lb, kg.cm
- Tolerance testing
- LED indicator for target torque alarm:
  – Yellow LED light on when the value is below the low tolerance; green LED light on when the value is within tolerance; red LED light on when the value is above the high tolerance
  – The buzzer alarms when the maximum torque value is captured in the first peak mode
- Automatic power off


extension cable (included)


adaptor (included)


with 3 mounting holes on the bottom

SP CIFICATION

Code	IST-TT05	IST-TT5	IST-TT30	IST-TT50	IST-TT220	IST-TT550	IST-TT1000	IST-TT2200
Range	0.1~0.5N.m	0.5~5N.m	3~30N.m	5~50N.m	22~220N.m	55~550N.m	100~1000N.m	220~2200N.m
Accuracy	±1% (clockwise and counter-clockwise)							
Resolution	0.0001N.m	0.0001N.m	0.001N.m	0.001N.m	0.01N.m	0.01N.m	0.1N.m	0.1N.m
Square socket (L)	1/4"	1/4"	3/8"	3/8"	1/2"	3/4"	1"	1"
Power supply	DC							
Adaptor	no	no	3/8" to 1/4"	3/8" to 1/4"	1/2" to 3/8" 3/8" to 1/4"	3/4" to 1/2" 1/2" to 3/8"	1" to 3/4" 3/4" to 1/2" 1/2" to 3/8"	1" to 3/4" 3/4" to 1/2"
Transducer dimension	63×63 ×65mm	63×63 ×65mm	89×89 ×75mm	89×89 ×75mm	109×109 ×83mm	140×140 ×107mm	160×160 ×126mm	160×160 ×126mm
Weight	0.75kg	0.75kg	1.1kg	1.1kg	1.4kg	2.9kg	5.0kg	5.1kg

STANDARD D LIV RY

Main unit	1 pc
Transducer with 1.5m cable	1 pc
;tension cable (1.2m)	1 pc
AC/DC adapter	1 pc
Adaptor	refer to details

https://precishop.hu

TORQU WR NCH T ST STANDS

application example

- Rotate the wheel to apply force. Rotary speed is adjustable
- Easy operation due to the gear box
- Used with digital torque testers (**IST-TT** series)

IST-06TS350

SP CIFICATION

Code	IST-06TS350	IST-06TS1100	IST-06TS2000
Ma ;. torque value	350N.m	1100N.m	2000N.m
Arm length	197~686mm	380~1350mm	420~1690mm
Dimension	860×290×590mm	1760×350×590mm	2090×350×590mm
Weight	32.5kg	76kg	80kg

Can be customized according to test requirements



digital torque tester (**optional**)

OPTIONAL ACC SSORY

Digital torque tester	**IST-TT series**
Adaptor	**IST-06TS-BLOCK1** (necessary for **IST-TT05**, **IST-TT5**, **IST-TT30**, **IST-TT50** and **IST-TT220**)
	IST-06TS-BLOCK2 (necessary for **IST-TT550**, **IST-TT1000** and **IST-TT2200**)

INSPECTION CERTIFICATE

DIGITAL TORQU SCR WDRIV RS



phillips screwdriver bits (included)



hex screwdriver bits (included)

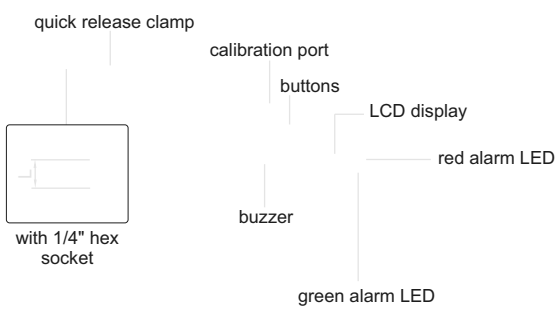

IST-SD200

- Clockwise and counter-clockwise operation
- Unit: cN.m, in.lb, kg.cm
- Peak and track working modes
- Target torque value can be set, with audible and visible alarm:
  – Green LED light on and buzzer sounds when target torque value is 90%~100% of target torque
  – Red LED light on and buzzer sounds when target torque value is reached
- Power off automatically in 5 minutes without any operations

SP CIFICATION

Code		IST-SD50	IST-SD200	IST-SD400
Range		10~50cN.m	40~200cN.m	80~400cN.m
Accuracy	clockwise	±3%	±2.5%	±2.5%
	counter-clockwise	±4%	±3.5%	±3.5%
Resolution		0.1cN.m	0.1cN.m	0.1cN.m
Size of he ; socket (L)		1/4"	1/4"	1/4"
Power supply		1×AAA battery		
Length		193mm	203mm	203mm
Weight		190g	200g	200g

STANDARD D LIV RY

Torque screwdriver	1 pc
Phillips screwdriver bits	1 pc
He ; screwdriver bits	1 pc

OPTIONAL ACC SSORY

Calibration cable	IST-SD-CABL

https://precishop.hu

BLU TOOTH DIGITAL TORQU SCR WDRIV RS (K YBOARD SIGNAL)

BUILT-IN BLUETOOTH

INSPECTION CERTIFICATE

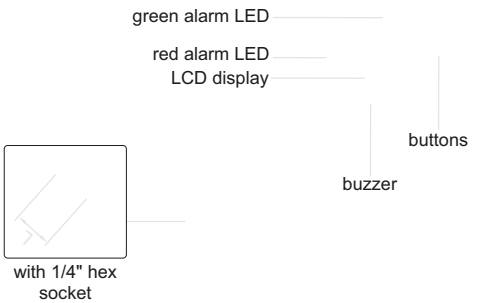

IST-3SD50

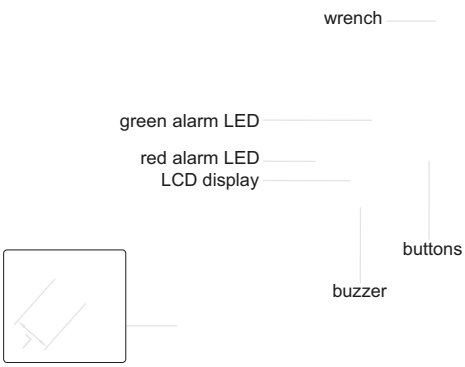

IST-3SD200
IST-3SD400

Torque screwdrivers:

- Clockwise and counter-clockwise operation
- Unit: N.m, in.lb, ft.lb, kg.cm
- Peak and track working modes
- Target torque value can be set, with audible and visible alarm:
  – LED lights up in sequence and the buzzer sounds when target torque value is 80%~99.5% of target torque
  – Both green and red LED light on and buzzer sounds when target torque value is reached
- Power off in 2 minutes automatically

Data transmission:

- Built-in Bluetooth module, which can be connected with computers (with Bluetooth function), mobile phones, tablets and other devices
- Keyboard signal, can be transmitted to Excel
- Transmission distance is 10 meters (no obstacles, no electromagnetic interference)
- Bluetooth connection and disconnection are respectively shown by indicator lights

SP CIFICATION

Code		IST-3SD50	IST-3SD200	IST-3SD400
Range		0.1~0.5N.m	0.4~2N.m	0.8~4N.m
Accuracy	clockwise	±3%	±2.5%	±2.5%
	counter-clockwise	±4%	±3.5%	±3.5%
Resolution		0.001N.m	0.001N.m	0.001N.m
Size of he ; socket (L)		1/4"	1/4"	1/4"
Power supply		2×AAA batteries		
Length		193mm	193mm	193mm
Weight		304g	304g	383g



hex screwdriver bits (included)



phillips screwdriver bits (included)

STANDARD D LIV RY

Torque screwdriver	1 pc
Phillips screwdriver bits	1 pc
He ; screwdriver bits	1 pc
Wrench (only for IST-3SD200, IST-3SD400)	1 pc

OPTIONAL ACC SSORY

Calibration cable	IST-SD-CABL

https://precishop.hu

TORQU SCR WDRIV RS

ATTENTION: CLOCKWISE OPERATION ONLY

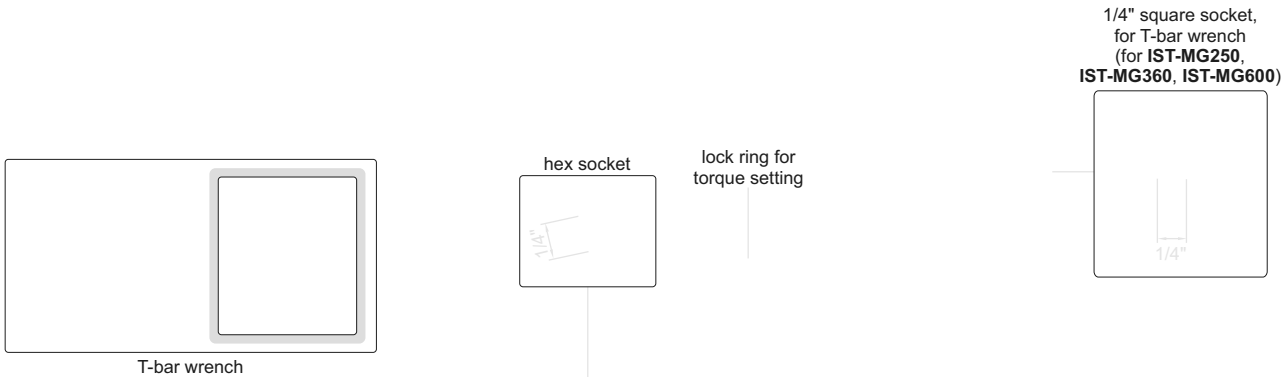

T-bar wrench
(for **IST-MG250**, **IST-MG360**, **IST-MG600**)

IST-MG100

SP CIFICATION

Code	IST-MG100	IST-MG250	IST-MG360	IST-MG600
Range (clockwise)	20~100cN.m	50~250cN.m	60~360cN.m	1.0~6.0N.m
Graduation	2cN.m	5cN.m	5cN.m	0.1N.m
Head	1/4" hex socket			
Accuracy	±6%			
Length	172mm			
Weight	0.26kg			

STANDARD D LIV RY

Torque screwdriver	1 pc
T-bar wrench (for IST-MG250, IST-MG360, IST-MG600)	1 pc

INT LLIG NT L CTRIC SCR WDRIV RS

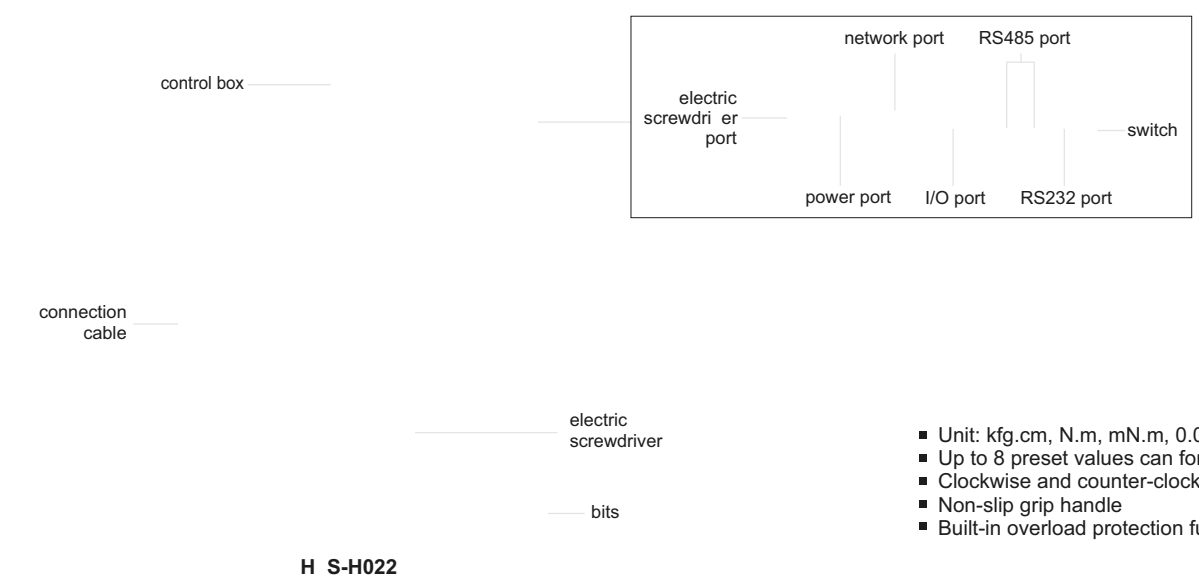

H S-H022

- Unit: kfg.cm, N.m, mN.m, 0.01kgf.cm, lbf.in
- Up to 8 preset values can form a task link
- Clockwise and counter-clockwise operation
- Non-slip grip handle
- Built-in overload protection function

To be continued

https://precishop.hu

Continued from previous page

SP CIFICATION

Code		HES-H022	HES-H055	HES-H107
Range		0.2~1.5kgf.cm	0.5~5kgf.cm	1~7kgf.cm
		0.02~0.15N.m	0.05~0.5N.m	0.1~0.7N.m
Accuracy		±5%		
Speed		30~2000rpm		30~1000rpm
Bits model		tail deficient type		
Dimension	electric screwdriver	30×42×204mm		
	control bo ;	147×60×201mm		
Weight	electric screwdriver	250g		
	control bo ;	1280g		
Power		AC 220V		

features

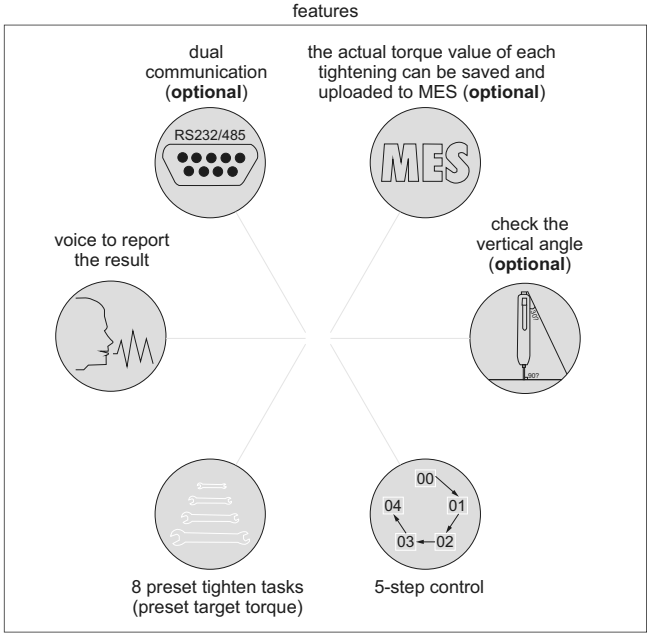

STANDARD DELIVERY

Electric screwdriver (with bits and connection cable :	1 pc
Control bo ;	1 pc
AC adapter	1 pc
Software and USB disk	1 pc
RS232 connection cable	1 pc

OPTIONAL ACCESSORY

RS232 connection cable	HES-H-CABLE-232
RS485 connection cable	HES-H-CABLE-485
Bits	HES-H-BITS
I/O control function	HES-H-SOFT-T
Network transmission function	HES-H-SOFT-T
Upload to MES	HES-H-SOFT-M
Vertical angle detection function	HES-H-SOFT-C
QR code scanner	HES-H-S
Mechanical arm	HES-H-X

operation system on control box (included)

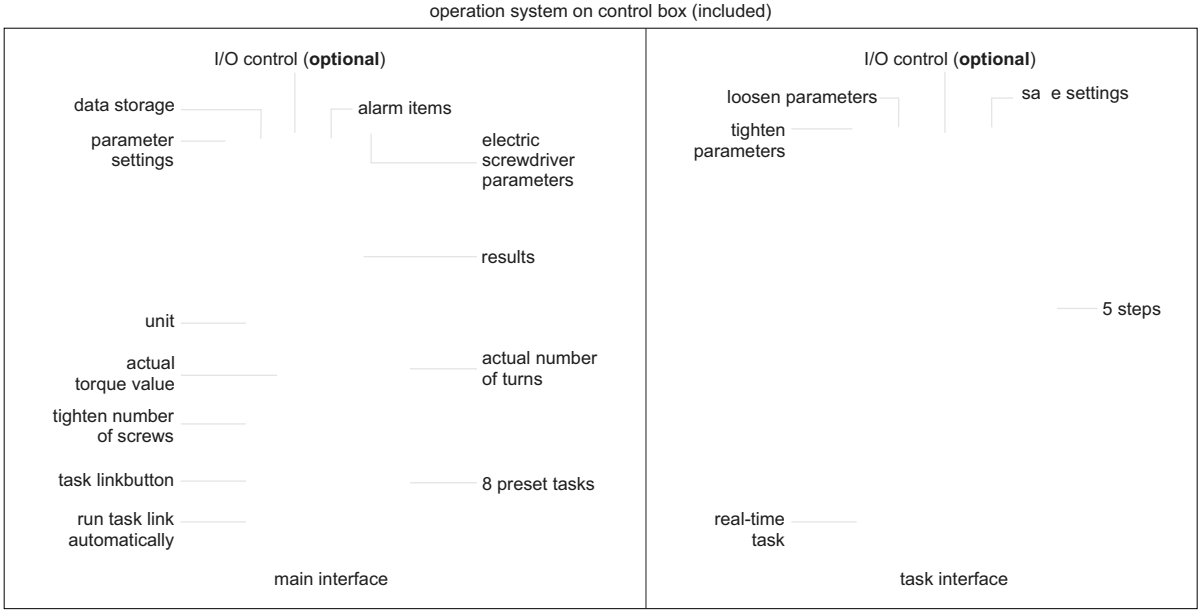

https://precishop.hu

SMALL RANG DIGITAL TORQU WR NCH

INSPECTION CERTIFICATE

- Clockwise and counter-clockwise operation
- Unit: N.m, in.lb, ft.lb, kg.cm
- Peak and track working modes
- Target torque value can be set, with audible and visible alarm:
  – Green LED light on and buzzer sounds when target torque value is 90%~100% of target torque
  – Red LED light on and buzzer sounds when target torque value is reached
- Power off automatically in 5 minutes without any operations
- Non-slip grip handle
- With overload record
  (once the torque reaches 110% of the maximum range)

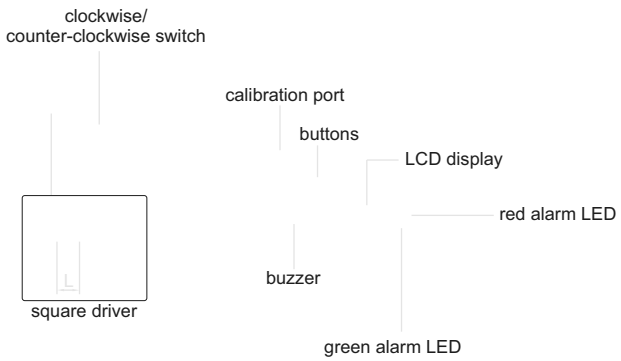

IST-WP6

SP CIFICATION

Code		IST-WP6
Range		1.2~6N.m
Accuracy	clockwise	±3%
	counter-clockwise	±4%
Resolution		0.001N.m
Square driver (L)		1/4"
Power supply		1×AAA battery
Length		260mm
Weight		430g

OPTIONAL ACC SSORY

Calibration cable	IST-SD-CABL

SHORT HANDL DIGITAL TORQU WR NCH S

INSPECTION CERTIFICATE

- Clockwise and counter-clockwise operation
- Unit: N.m, in.lb, ft.lb, kg.cm
- Peak and track working modes
- Target torque value can be set, with audible and visible alarm:
  – Green LED light on and buzzer sounds when torque value is 90%~100% of target torque
  – Both green and red LED light on and buzzer sounds when target torque value is reached
- Power off in 5 minutes automatically
- Non-slip grip handle
- With damp record
- With overload record (once the torque reaches 110% of the maximum range)

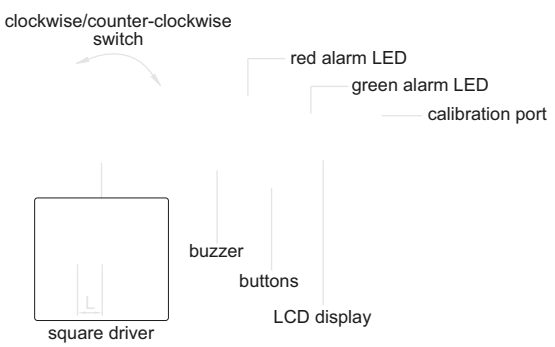

IST-WS60

SP CIFICATION

Code		IST-WS12	IST-WS20	IST-WS30	IST-WS30A	IST-WS60	IST-WS85
Range		2.4~12N.m	4~20N.m	6~30N.m	6~30N.m	12~60N.m	17~85N.m
Accuracy	clockwise	±3%					
	counter-clockwise	±4%					
Resolution		0.01N.m	0.01N.m	0.01N.m	0.01N.m	0.01N.m	0.1N.m
Square driver (L)		1/4"	1/4"	1/4"	3/8"	3/8"	3/8"
Power supply		2×AAA batteries					
Length		215mm	215mm	215mm	215mm	225mm	271mm
Weight		750g	750g	750g	830g	917g	1000g

OPTIONAL ACC SSORY

Calibration cable	IST-SD-CABL

https://precishop.hu

DIGITAL TORQUE WRENCHES

INSPECTION CERTIFICATE

OPTIONAL ACCURACY:
CLOCKWISE: ±1%
COUNTER-CLOCKWISE: ±2%
ONLY FOR RANGE 6~850N.m

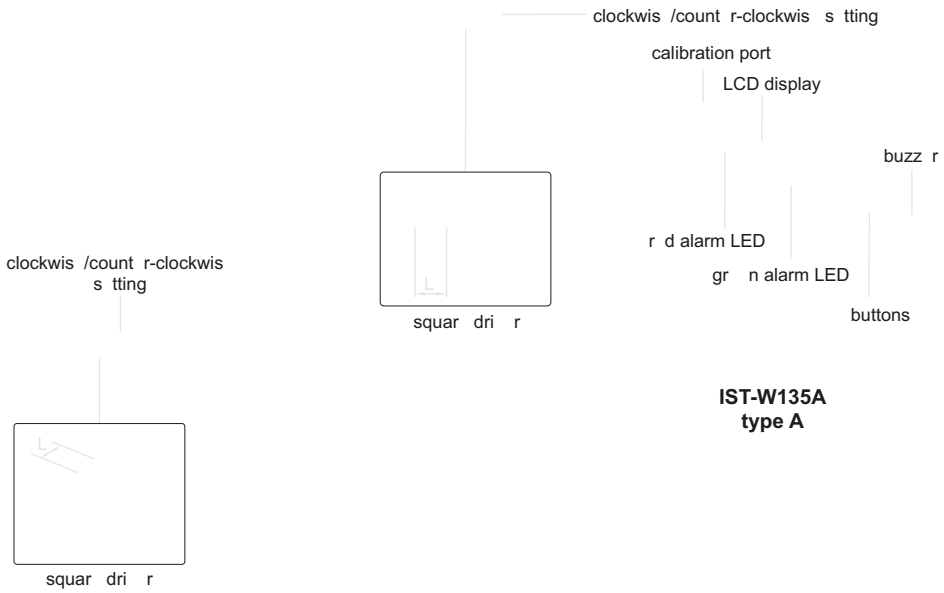

IST-W135A
type A

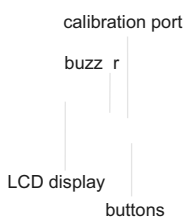

IST-W1200A
type B

- Clockwis and count r-clockwis op ration
- Unit: $.m, in.lb, ft.lb, kg.cm
- P ak and track working mod
- Targ t torqu alu can b s t, with audibl and isibl alarm:
  – Gr n LED light on and buzz r sounds wh n torqu alu is 90%~ .00% of targ t torqu
  – Both gr n and r d LED light on and buzz r sounds wh n targ t torqu alu is r ach d
- Pow r off automatically in 5 minut s without any op rations
- $on-slip grip handl
- With damp r cord
- With o rload r cord (onc th torqu r ach s ..0% of th maximum rang 4

SPECIFICATION

Code	Type	Range	Accuracy	Resolution	Square driver (L)	Power supply	Length	Weight
IST-W30A	A	6~30 $.m	clockwis : ±2% count r-clock wis : ±3%	0.0 . $.m	./4"	2×AA batt ri s, for ..0 hours working	390mm	830g
IST-W135A		27~ .35 $.m		0. . $.m	3/8"		4 .5mm	950g
IST-W200A		40~200 $.m		0. . $.m	./2"		530mm	..4kg
IST-W340A		68~340 $.m		0. . $.m	./2"		650mm	..6kg
IST-W500A*	B	.00~500 $.m	clockwis : ±2.5% count r-clock wis : ±3.5%	0. . $.m	3/4"		.285mm	7kg
IST-W850A		.70~850 $.m		0. . $.m	3/4"		.295mm	6kg
IST-W1200A		240~ .200 $.m		. $.m	."		.920mm	.3kg
IST-W1500A		300~ .500 $.m		. $.m	."		.920mm	.3kg
IST-W2000A		400~2000 $.m		. $.m	."		.920mm	.4kg

OPTIONAL ACCESSORY

Calibration cable	IST-W-CABLE

* Th accuracy of this cod is not optional

https://precishop.hu

OPTIONAL ACCURACY:
CLOCKWISE: ±1%
COUNTER-CLOCKWISE: ±2%

INTERCHANGEABLE HEAD DIGITAL TORQUE WRENCHES

INSPECTION CERTIFICATE

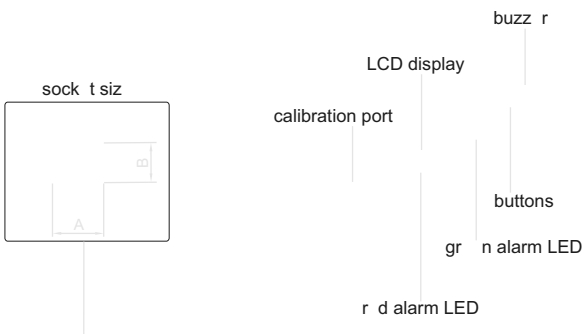

IST-2W135A

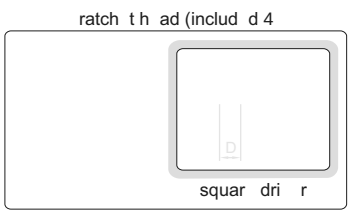

- Clockwis and count r-clockwis op ration
- Unit: $.m, in.lb, ft.lb, kg.cm, d gr
- P ak and track working mod s
- Targ t torqu alu can b s t, with audibl and isibl alarm:
  – Gr n LED light on and buzz r sounds wh n torqu alu is 90%~ .00% of targ t torqu
  – Both gr n and r d LED light on and buzz r sounds wh n targ t torqu alu is r ach d
- Pow r off in 5 minut s automatically without any op rations
- $on-slip grip handl
- With damp r cord
- With o rload r cord
  (onc th torqu r ach s . .0% of th maximum rang 4

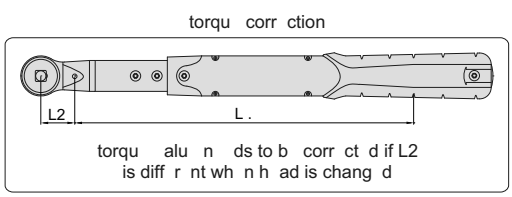

SPECIFICATION

Code		IST-2W30A	IST-2W135A	IST-2W200A	IST-2W340A	IST-2W410A
Range		6~30 $.m	27~ .35 $.m	40~200 $.m	68~340 $.m	82~4 .0 $.m
Accuracy	clockwise	±2%				
	counter-clockwise	±3%				
Resolution		0.0 . $.m	0. . $.m	0. . $.m	0. . $.m	0. . $.m
Socket size (A×B)		.2×9mm	.2×9mm	.8× .4mm	.8× .4mm	.8× .4mm
Arm length (L1)		272.7mm	287.7mm	38 ..2mm	50 ..2mm	50 ..2mm
Power supply		2xAA batt ri s, for . .0 hours working				
Weight		.400g	.570g	2 .70g	2320g	2320g

STANDARD DELIVERY

Torque wrench	. pc
Ratchet head	. pc

OPTIONAL ACCESSORY

Calibration cable	IST-W-CABLE
Interchangeable head	r f r to d tails

To b continu d

https://precishop.hu

Continu d from pr ious pag

RATCHET HEAD (INCLUDED) SPECIFICATION

Code of torque wrench	IST-2W30A	IST-2W135A	IST-2W200A	IST-2W340A	IST-2W410A
Square driver (D)	./4"	3/8"	./2"	./2"	3/4"
Length (L2)	29mm	29mm	40mm	40mm	40mm

RATCHET HEAD (optional)

Code	Square driver (D)	Applicable wrenches
IST-2W-R1	./4"	IST-2W30A
IST-2W-R2	3/8"	IST-2W135A
IST-2W-R3	./2"	IST-2W135A
IST-2W-R4	./2"	IST-2W200A IST-2W340A IST-2W410A

ADJUSTABLE SPANNER HEAD (optional)

Code	Open size	Applicable wrenches
IST-2W-A1	5~27mm	IST-2W30A IST-2W135A
IST-2W-A2	5-30mm	IST-2W200A IST-2W410A
IST-2W-A3	.0-4 .mm	IST-2W340A IST-2W410A

OPEN END HEAD (optional)

Code	Open size	Applicable wrenches
IST-2W-K7	7mm	IST-2W30A IST-2W135A
IST-2W-K8	8mm	
IST-2W-K9	9mm	
IST-2W-K10	.0mm	
IST-2W-K11	. . mm	
IST-2W-K12	.2mm	
IST-2W-K13	.3mm	
IST-2W-K14	.4mm	
IST-2W-K15	.5mm	
IST-2W-K16	.6mm	
IST-2W-K17	.7mm	
IST-2W-K18	.8mm	
IST-2W-K19	.9mm	
IST-2W-K13A	.3mm	IST-2W200A IST-2W340A IST-2W410A
IST-2W-K14A	.4mm	
IST-2W-K15A	.5mm	
IST-2W-K16A	.6mm	
IST-2W-K17A	.7mm	
IST-2W-K18A	.8mm	
IST-2W-K19A	.9mm	
IST-2W-K21A	2 .mm	
IST-2W-K22A	22mm	
IST-2W-K24A	24mm	
IST-2W-K27A	27mm	

BOX END HEAD (optional)

Code	Open size	Applicable wrenches
IST-2W-M7	7mm	IST-2W30A IST-2W135A
IST-2W-M8	8mm	
IST-2W-M10	.0mm	
IST-2W-M11	. . mm	
IST-2W-M12	.2mm	
IST-2W-M13	.3mm	
IST-2W-M14	.4mm	
IST-2W-M15	.5mm	
IST-2W-M16	.6mm	
IST-2W-M17	.7mm	
IST-2W-M18	.8mm	
IST-2W-M19	.9mm	
IST-2W-M21	2 .mm	
IST-2W-M22	22mm	
IST-2W-M13A	.3mm	IST-2W200A IST-2W340A
IST-2W-M14A	.4mm	
IST-2W-M15A	.5mm	
IST-2W-M16A	.6mm	
IST-2W-M17A	.7mm	
IST-2W-M18A	.8mm	
IST-2W-M19A	.9mm	
IST-2W-M21A	2 .mm	

https://precishop.hu

OPTIONAL ACCURACY:
CLOCKWISE: ±1%
COUNTER-CLOCKWISE: ±2%
ONLY FOR RANGE 6~340N.m

MEASURE THE TORQUE OF TIGHTENED BOLTS

QUALITY INSPECTION TORQUE WRENCHES

INSPECTION CERTIFICATE

VIDEO

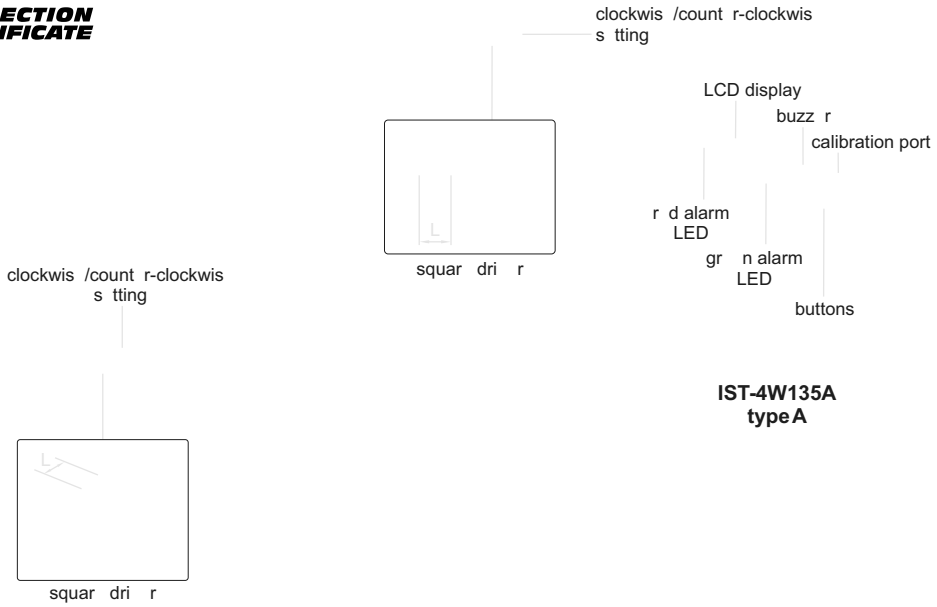

IST-4W135A
type A

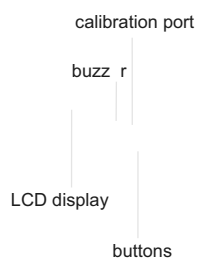

IST-4W1200A
type B

- R tight n th tight n d bolts to m asur th torqu , r ad th torqu alu wh n th loos n ss is d t ct d
- Two m asuring mod s:
  M .: automatical d t cting mod , for normal bolts. R tight n th tight n d bolts, th torqu alu is display d on scr n wh n th wr nch automatically d t cts th loos n ss, both gr n and r d LED light on and buzz r sounds
  M2: manual d t cting mod , for long bolts. R tight n th tight n d bolts, r ad th torqu alu wh n th loos n ss is d t ct d by hand
- Unit: $.m, in.lb, ft.lb, kg.cm
- P ak and track working mod (only for M2 m asuring mod 4
- Clockwis and count-clockwis op ration
- M mory of 50 r sults
- Pow r off in .5 minut s automatically
- $on-slip grip handl
- With o rload r cord (onc th torqu r ach s ..0% of th maximum rang 4

SPECIFICATION

Code	Type	Range	Accuracy	Resolution	Square driver (L)	Power supply	Length	Weight
IST-4W30A	A	6~30 $.m	clockwis :±2% count r-clockwis :±3%	0.0 . $.m	./4"	2×AA batt ri s, for ..0 hours working	390mm	760g
IST-4W135A		27~ .35 $.m		0. . $.m	3/8"		4 .5mm	940g
IST-4W200A		40~200 $.m		0. . $.m	./2"		530mm	.340g
IST-4W340A		68~340 $.m		0. . $.m	./2"		650mm	.540g
IST-4W850A	B	.70~850 $.m	clockwis :±2.5% count r-clockwis :±3.5%	0. . $.m	3/4"		.220mm	6000g
IST-4W1200A		240~ .200 $.m		. $.m	."		.800mm	9 .00g
IST-4W1500A		300~ .500 $.m		. $.m	."		.800mm	9 .00g
IST-4W2000A		400~2000 $.m		. $.m	."		.800mm	.0500g

OPTIONAL ACCESSORY

Calibration cable	IST-W-CABLE

https://precishop.hu

TWO-WAY WIRELESS DIGITAL TORQUE WRENCHES

OPTIONAL ACCURACY:
CLOCKWISE: ±1%
COUNTER-CLOCKWISE: ±2%

TRANSMISSION DISTANCE
IS 300 METERS

INSPECTION CERTIFICATE

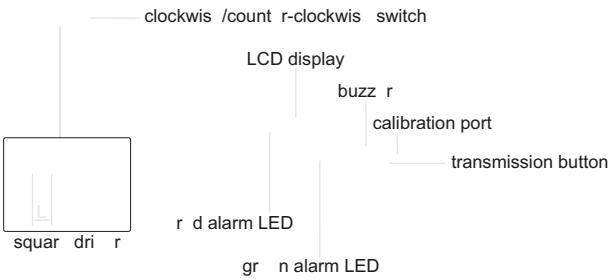

IST-13W135A

VIDEO

two-way receiver

Torque wrench:

- Th t st r sults can b transmitt d wir l ssly to th comput r and PLC
- Unit: $.m, in.lb, ft.lb, kg.cm
- Clockwis and count r-clockwis op ration
- P ak and track working mod
- Can s t tol ranc with judg m nt in p ak working mod
- 9 targ t torqu alu s can b s t, with audibl and isibl alarm:
  – Gr n LED light on and buzz r sounds wh n torqu alu is 80%~99.5% of targ t torqu
  – Both gr n and r d LED light on and buzz r sounds wh n torqu alu is o r 99.5% of targ t torqu
- Pow r off in 2 minut s automatically
- $on-slip grip handl
- With damp r cord
- With o rload r cord (onc th torqu r ach s ..0% of th maximum rang 4

Two-way receiver:

- A two-way r c i r can b conn ct d with up to .0 wr nch s at th sam tim , and th maximum transmission distanc is 300 m t rs

Software:

- In Windows .0 syst m rsion .709 or abo
- Two op ration mod :
  – Data transmission mod : wr nch transmits actual torqu alu to softwar aft r op ration
  – Program guidanc mod : firstly s t proc ss on softwar (s t s qu nc of tight ning, s l ct wr nch and s t torqu alu s and tol ranc s 4. Th n softwar shows which wr nch th op rator should us (indicator light of th s l ct d wr nch is on 4 and shows th targ t torqu alu , and s rial numb r of th scr w to b tight n d (shows on th wr nch 4;Aft r th op ration is finish d, th actual torqu alu is s nt to softwar .
- Can s l ct wh th r th wr nch only s nds qualifi d data aft r op ration (in accordanc with th tol ranc 4
- Two data transmission mod s: automatic or pr ss button to s nd
- Wh n th wr nch is disconn ct d, data is stor d in th wr nch and automatically s nt to comput r aft r wir l ss conn ction
- Th data in softwar can b print d or s nt to Exc l

TWO-WAY RECEIVER SPECIFICATION

Code	IST-13WREC	IST-13WREC-PLC
Signal output to	comput r	PLC
Working frequency	ISM433MHz (432.0~433.8MHz, adjustabl 4	
Power supply	pow r adapt r, 24V, 0.5A	
Dimension	200× .08×3 .mm	
Weight	500g	

OPTIONAL ACCESSORY

Calibration cable	IST-SD-CABLE

data transmission mod

program guidanc mod

SPECIFICATION

Code	Range	Accuracy	Unit	Resolution	Square driver (L)	Working frequency	Power supply	Length	Weight
IST-13W30A	6~30 $.m	clockwis : ±2% count r-clockwis : ±3%	$-m/ft-lb/ in-lb/kg-cm	0.0 . $.m	./4"	ISM433MHz (432.0~433.8MHz, adjustabl 4	2×AA batt ri s	390mm	760g
IST-13W60A	.2~60 $.m			0.0 . $.m	3/8"			390mm	940g
IST-13W135A	27~ .35 $.m			0. . $.m	3/8"			4 .5mm	940g
IST-13W200A	40~200 $.m			0. . $.m	./2"			530mm	.340g
IST-13W340A	68~340 $.m			0. . $.m	./2"			650mm	.540g
IST-13W1200A	240~ .200 $.m	clockwis : ±2.5% count r-clockwis : ±3.5%	$-m/ft-lb	. $.m	."			.800mm	9000g
IST-13W1500A	300~ .500 $.m			. $.m	."			.800mm	9000g
IST-13W2000A	400~2000 $.m			. $.m	."			.800mm	.0500g

https://precishop.hu

BLUETOOTH DIGITAL TORQUE WRENCHES (KEYBOARD SIGNAL)

TYPE B OPTIONAL ACCURACY:
CLOCKWISE: ±1%
COUNTER-CLOCKWISE: ±2%

BUILT-IN BLUETOOTH

INSPECTION CERTIFICATE

VIDEO

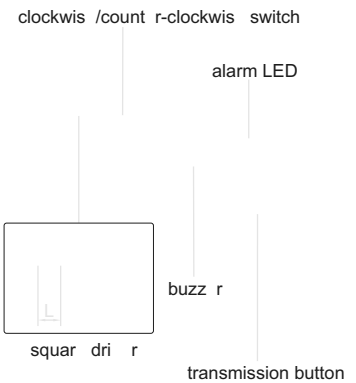

IST-15W12A
type A

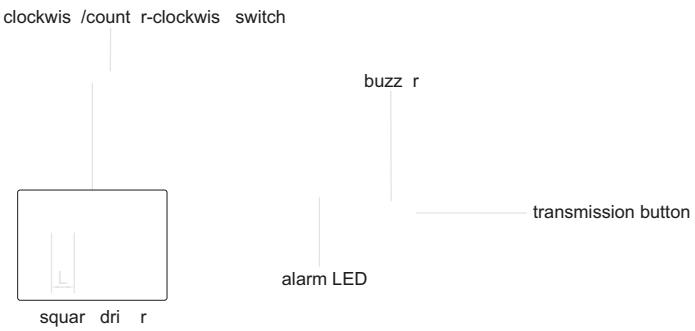

IST-15W135A
type B

Torque wrenches:

- Unit: in.lb, ft.lb, $.m, kg.cm
- Clockwis and count r-clockwis op ration
- P ak and track working mod
- Can s t tol ranc with judg m nt in p ak working mod
- 9 targ t torqu alu s can b s t, with audibl and isibl alarm: LED lights up in s qu nc , and th buzz r g ts loud r and loud r wh n torqu alu is 80%~99.5% of targ t torqu
- Pow r off in 2 minut s automatically
- $on-slip grip handl
- With o rload r cord (onc th torqu r ach s ..0% of th maximum rang 4

Data transmission:

- Built-in Blu tooth 4.0 modul , which can b conn ct d with comput rs (with Blu tooth function 4, mobil phon s, tabl ts and oth r d ic s
- K yboard signal, can b transmitt d to Exc l, Word, TXT
- Transmission distanc is .0 m t rs (no obstacl s, no l ctromagn tic int rf r nc 4
- Blu tooth conn ction and disconn ction ar r sp cti ly shown by indicator lights



transmission distanc is .0 m t rs
(no obstacl s, no l ctromagn tic int rf r nc 4

SPECIFICATION

Code		IST-15W06A	IST-15W12A	IST-15W20A	IST-15W30A	IST-15W135A	IST-15W200A	IST-15W340A
Type		A (short handl 4			B (long handl 4			
Range		..2~6 $.m	2.4~ .2 $.m	4~20 $.m	6~30 $.m	27~ .35 $.m	40~200 $.m	68~340 $.m
Accuracy	clockwise	±2%						
	counter-clockwise	±3%						
Tolerance setting range		-20%~+20% (targ t torqu alu 4						
Resolution		0.00 . $.m	0.0 . $.m	0.0 . $.m	0.0 . $.m	0. . $.m	0. . $.m	0. . $.m
Square driver (L)		./4"	./4"	./4"	./4"	3/8"	./2"	./2"
Power supply		2xAAA batt ri s			2xAA batt ri s			
Length		2 .5mm	2 .5mm	2 .5mm	390mm	4 .5mm	530mm	650mm
Weight		750g	750g	750g	760g	940g	.340g	.540g

OPTIONAL ACCESSORY

Calibration cable	IST-SD-CABLE

https://precishop.hu

INTERCHANGEABLE HEAD TORQUE WRENCHES

ATTENTION: CLOCKWISE OPERATION ONLY

INSPECTION CERTIFICATE

IST-11WM200

- According to DI $ ISO 6789, ASME B .07.300
- All-m tal construction, sturdy and durabl

SPECIFICATION

Code	Range (clockwise)	Accuracy	Graduation	Socket size (A×B)	Length	Weight
IST-11WM12	2.5~ .2 $.m	±6% (< .0 $.m 4 ±4% (≥ .0 $.m 4	0.05 $.m	.2×9mm	284mm	580g
IST-11WM30	6.0~30 $.m	±6% (< .0 $.m 4 ±4% (≥ .0 $.m 4	0. . $.m	.2×9mm	303mm	720g
IST-11WM60	.0~60 $.m	±4%	0.5 $.m	.2×9mm	372mm	860g
IST-11WM125	25~ .25 $.m	±4%	0.5 $.m	.2×9mm	427mm	940g
IST-11WM200	40~200 $.m	±4%	. $.m	.8× .4mm	460mm	.060g
IST-11WM335	65~335 $.m	±4%	. $.m	.8× .4mm	520mm	.200g
IST-11WM500	.00~500 $.m	±4%	2.5 $.m	32×24mm	855mm	5000g
IST-11WM800	.60~800 $.m	±4%	4 $.m	32×24mm	.055mm	5900g
IST-11WM1000	200~ .000 $.m	±4%	5 $.m	32×24mm	.055mm	5900g
IST-11WM1500	300~ .500 $.m	±4%	5 $.m	36×27mm	.249mm	9000g
IST-11WM2000	400~2000 $.m	±4%	.0 $.m	36×27mm	.249mm	9000g
IST-11WM3000	600~3000 $.m	±4%	.5 $.m	36×27mm	.249mm	.0300g

RATCHET HEAD (optional)

Code	Square driver	Applicable wrenches
IST-11WM-R1	./4"	**IST-11WM12 IST-11WM30**
IST-11WM-R2	3/8"	**IST-11WM12 IST-11WM30 IST-11WM60 IST-11WM125**
IST-11WM-R3	./2"	**IST-11WM200 IST-11WM335**
IST-11WM-R4	3/4"	**IST-11WM200 IST-11WM335**
IST-11WM-R5	3/4"	**IST-11WM500 IST-11WM800 IST-11WM1000**
IST-11WM-R6	."	**IST-11WM1500 IST-11WM2000 IST-11WM3000**

HOOK HEAD (optional)

Hook head	customiz d according to custom r r quir m nts

To b continu d

https://precishop.hu

Continu d from pr ious pag

OPEN END HEAD (optional)

Code	Open size	Applicable wrenches
IST-11WM-K8	8mm	IST-11WM12 IST-11WM30 IST-11WM60 IST-11WM125
IST-11WM-K10	.0mm	
IST-11WM-K13	.3mm	
IST-11WM-K14	.4mm	
IST-11WM-K15	.5mm	
IST-11WM-K17	.7mm	
IST-11WM-K19*	.9mm	
IST-11WM-K13A	.3mm	IST-11WM200 IST-11WM335
IST-11WM-K14A	.4mm	
IST-11WM-K15A	.5mm	
IST-11WM-K17A	.7mm	
IST-11WM-K19A	.9mm	
IST-11WM-K22A	22mm	
IST-11WM-K24A	24mm	
IST-11WM-K27A*	27mm	
IST-11WM-K30A*	30mm	
IST-11WM-K32A*	32mm	
IST-11WM-K22B	22mm	IST-11WM500 IST-11WM800 IST-11WM1000
IST-11WM-K24B	24mm	
IST-11WM-K27B	27mm	
IST-11WM-K28B	28mm	
IST-11WM-K30B	30mm	
IST-11WM-K32B	32mm	
IST-11WM-K33B*	33mm	
IST-11WM-K36B*	36mm	
IST-11WM-K38B*	38mm	
IST-11WM-K40B*	40mm	
IST-11WM-K30C	30mm	IST-11WM1500 IST-11WM2000 IST-11WM3000
IST-11WM-K32C	32mm	
IST-11WM-K34C	34mm	
IST-11WM-K36C	36mm	
IST-11WM-K38C	38mm	
IST-11WM-K41C	4 .mm	
IST-11WM-K45C	45mm	
IST-11WM-K50C*	50mm	
IST-11WM-K55C*	55mm	
IST-11WM-K60C*	60mm	

BOX END HEAD (optional)

Code	Open size	Applicable wrenches
IST-11WM-M8	8mm	IST-11WM12 IST-11WM30 IST-11WM60 IST-11WM125
IST-11WM-M10	.0mm	
IST-11WM-M13	.3mm	
IST-11WM-M14	.4mm	
IST-11WM-M15	.5mm	
IST-11WM-M17	.7mm	
IST-11WM-M19	.9mm	
IST-11WM-M13A	.3mm	IST-11WM200 IST-11WM335
IST-11WM-M14A	.4mm	
IST-11WM-M15A	.5mm	
IST-11WM-M17A	.7mm	
IST-11WM-M19A	.9mm	
IST-11WM-M22A	22mm	
IST-11WM-M24A	24mm	
IST-11WM-M27A	27mm	
IST-11WM-M30A	30mm	
IST-11WM-M32A	32mm	
IST-11WM-M22B	22mm	IST-11WM500 IST-11WM800 IST-11WM1000
IST-11WM-M24B	24mm	
IST-11WM-K27B	27mm	
IST-11WM-M28B	28mm	
IST-11WM-M30B	30mm	
IST-11WM-M32B	32mm	
IST-11WM-M33B	33mm	
IST-11WM-M36B*	36mm	
IST-11WM-M38B*	38mm	
IST-11WM-M40B	40mm	
IST-11WM-M30C	30mm	IST-11WM1500 IST-11WM2000 IST-11WM3000
IST-11WM-M32C	32mm	
IST-11WM-M34C	34mm	
IST-11WM-M36C	36mm	
IST-11WM-M38C	38mm	
IST-11WM-M41C	4 .mm	
IST-11WM-M45C	45mm	
IST-11WM-M50C	50mm	
IST-11WM-M55C*	55mm	
IST-11WM-M60C*	60mm	

*Torqu alu n ds to b corr ct d for th s h ads

https://precishop.hu

TORQUE WRENCHES

ATTENTION: CLOCKWISE OPERATION ONLY

INSPECTION CERTIFICATE

IST-9WM200

- According to DI $ ISO 6789, ASME B .07.300
- All-m tal construction, sturdy and durabl

SPECIFICATION

Code	IST-9WM12	IST-9WM20	IST-9WM30	IST-9WM60	IST-9WM100
Range (clockwise)	2.5~ .2 $.m	4~20 $.m	6~30 $.m	.0~60 $.m	20~ .00 $.m
Accuracy	±6% (< .0 $.m 4 ±4% (≥ .0 $.m 4	±6% (< .0 $.m 4 ±4% (≥ .0 $.m 4	±6% (< .0 $.m 4 ±4% (≥ .0 $.m 4	±4%	±4%
Graduation	0. . $.m	0. . $.m	0.2 $.m	0.5 $.m	0.5 $.m
Square driver (D)	./4"	./4"	3/8"	3/8"	./2"
Length	290mm	290mm	3 .8mm	388mm	443mm
Weight	680g	680g	820g	960g	.040g

Code	IST-9WM125	IST-9WM200	IST-9WM335	IST-9WM500	IST-9WM800
Range (clockwise)	25~ .25 $.m	40~200 $.m	65~335 $.m	.00~500 $.m	.60~800 $.m
Accuracy	±4%	±4%	±4%	±4%	±4%
Graduation	0.5 $.m	. $.m	. $.m	2.5 $.m	4 $.m
Square driver (D)	./2"	./2"	./2"	3/4"	3/4"
Length	443mm	468mm	528mm	855mm	.055mm
Weight	.040g	. . 60g	.300g	5000g	5900g

Code	IST-9WM1000	IST-9WM1500	IST-9WM2000	IST-9WM3000
Range (clockwise)	200~ .000 $.m	300~ .500 $.m	400~2000 $.m	600~3000 $.m
Accuracy	±4%	±4%	±4%	±4%
Graduation	5 $.m	5 $.m	.0 $.m	.5 $.m
Square driver (D)	3/4"	."	."	."
Length	.055mm	.260mm	.260mm	.260mm
Weight	5900g	9200g	9200g	.0500g

https://precishop.hu

ATTENTION: DISPLAY PRE-SET TORQUE VALUE (NOT REAL TIME TORQUE)

ATTENTION: CLOCKWISE OPERATION ONLY

INTERCHANGEABLE HEAD MECHANICAL TORQUE WRENCHES (DIGITAL SETTING)

INSPECTION CERTIFICATE

sock t siz

display pr -s t torqu alu
(not r al tim torqu 4

VIDEO

- Unit: $.m, in.lb, ft.lb, kg.cm
- M chanical “click” torqu wr nch, th pr -s t torqu alu is shown on th display

IST-25WM60



torqu adjustm nt d ic

SPECIFICATION

Code	IST-25WM60	IST-25WM100	IST-25WM140	IST-25WM200	IST-25WM300
Range (clockwise)	.2~60 $.m	20~ .00 $.m	28~ .40 $.m	40~200 $.m	60~300 $.m
Accuracy	±3%	±3%	±3%	±3%	±3%
Resolution	0. . $.m	0. . $.m	0. . $.m	0. . $.m	0. . $.m
Socket size (A×B)	.2×9mm	.2×9mm	.8× .4mm	.8× .4mm	.8× .4mm
Length	408mm	43 .mm	492mm	5 .0mm	568mm
Weight	..3kg	..4kg	..45kg	..5kg	..7kg

RATCHET HEAD (optional)

Code	Square driver	Applicable wrenches
IST-11WM-R1	./4"	IST-25WM60 IST-25WM100
IST-11WM-R2	3/8"	IST-25WM60 IST-25WM100
IST-11WM-R3	./2"	IST-25WM140 IST-25WM200 IST-25WM300
IST-11WM-R4	3/4"	IST-25WM140 IST-25WM200 IST-25WM300

BOX END HEAD (optional)

Code	Open size	Applicable wrenches
IST-11WM-M8	8mm	IST-25WM60 IST-25WM100
IST-11WM-M10	.0mm	
IST-11WM-M13	.3mm	
IST-11WM-M14	.4mm	
IST-11WM-M15	.5mm	
IST-11WM-M17	.7mm	
IST-11WM-M19	.9mm	
IST-11WM-M13A	.3mm	IST-25WM140 IST-25WM200
IST-11WM-M14A	.4mm	
IST-11WM-M15A	.5mm	
IST-11WM-M17A	.7mm	
IST-11WM-M19A	.9mm	
IST-11WM-M22A	22mm	
IST-11WM-M24A	24mm	
IST-11WM-M27A	27mm	
IST-11WM-M30A	30mm	
IST-11WM-M32A	32mm	

HOOK HEAD (optional)

Hook head	customiz d according to custom r r quir m nts

To b continu d

https://precishop.hu

Continu d from pr ious pag

OPEN END HEAD (optional)

Code	Open size	Applicable wrenches
IST-11WM-K6	6mm	IST-25WM60 IST-25WM100
IST-11WM-K7	7mm	
IST-11WM-K8	8mm	
IST-11WM-K9	9mm	
IST-11WM-K10	.0mm	
IST-11WM-K11	. . mm	
IST-11WM-K12	.2mm	
IST-11WM-K13	.3mm	
IST-11WM-K14	.4mm	
IST-11WM-K15	.5mm	
IST-11WM-K16	.6mm	
IST-11WM-K17	.7mm	
IST-11WM-K18*	.8mm	
IST-11WM-K19*	.9mm	
IST-11WM-K13A	.3mm	IST-25WM140 IST-25WM200 IST-25WM300
IST-11WM-K14A	.4mm	
IST-11WM-K15A	.5mm	
IST-11WM-K16A	.6mm	
IST-11WM-K17A	.7mm	
IST-11WM-K18A	.8mm	
IST-11WM-K19A	.9mm	
IST-11WM-K20A	20mm	
IST-11WM-K21A	2 .mm	
IST-11WM-K22A	22mm	
IST-11WM-K23A	23mm	
IST-11WM-K24A	24mm	
IST-11WM-K27A*	27mm	
IST-11WM-K30A*	30mm	
IST-11WM-K32A*	32mm	

* Torqu alu n ds to b corr ct d for th s h ads

MECHANICAL TORQUE WRENCHES (DIGITAL SETTING)

ATTENTION: DISPLAY PRE-SET TORQUE VALUE (NOT REAL TIME TORQUE)

ATTENTION: CLOCKWISE OPERATION ONLY

INSPECTION CERTIFICATE

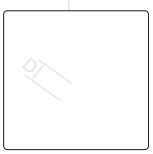

squar dri r

display pr -s t torqu alu
(not r al tim torqu 4

VIDEO

IST-19WM100



torqu
adjustm nt d ic

- Unit: $.m, in.lb, ft.lb, kg.cm
- M chanical “click” torqu wr nch, th pr -s t torqu alu is shown on th display

SPECIFICATION

Code	IST-19WM60	IST-19WM100	IST-19WM140	IST-19WM200	IST-19WM300
Range (clockwise)	.2~60 $.m	20~ .00 $.m	28~ .40 $.m	40~200 $.m	60~300 $.m
Accuracy	±3%	±3%	±3%	±3%	±3%
Resolution	0. . $.m	0. . $.m	0. . $.m	0. . $.m	0. . $.m
Square driver (D)	3/8"	3/8"	./2"	./2"	./2"
Length	382mm	450mm	48 .mm	520mm	585mm
Weight	..3kg	..4kg	..45kg	..6kg	..8kg

https://precishop.hu

ATTENTION: CLOCKWISE OPERATION ONLY

PRESET TORQUE WRENCHES

- Torqu is pr s t, to pr nt adjustm nt by mistak during us
- Th torqu is s t at th factory b for d li ry. Custom rs can also s t th torqu with torqu adjustm nt tool (**IST-PW-TOOL**, **optional** 4 and digital torqu t st rs (**IST-TT□□□**, **optional** 4
- Clockwis op ration only



squar dri r

IST-PW60



torqu adjustm nt tool (**optional** 4

SPECIFICATION

Code	IST-PW12	IST-PW20	IST-PW30	IST-PW60	IST-PW125	IST-PW200
Adjustable range*	2.5~ .2 $.m 22~ .05in.lb	4~20 $.m 36~ .75in.lb	6~30 $.m 55~265in.lb	.0~60 $.m 8~44ft.lb	25~ .25 $.m 20~90ft.lb	40~200 $.m 30~ .45ft.lb
Accuracy	±3%	±3%	±3%	±3%	±3%	±3%
Square driver (D)	./4"	./4"	3/8"	3/8"	3/8"	./2"
Length	.84mm	.84mm	2 .4mm	255mm	366mm	457mm
Weight	450g	450g	500g	560g	790g	.200g

Code	IST-PW340	IST-PW500	IST-PW650	IST-PW800	IST-PW1000A	IST-PW1000B
Adjustable range*	65~340 $.m 50~250ft.lb	.00~500 $.m 75~365ft.lb	.50~650 $.m . .0~475ft.lb	.60~800 $.m .20~585ft.lb	200~ .000 $.m .50~735ft.lb	200~ .000 $.m .50~735ft.lb
Accuracy	±3%	±3%	±4%	±4%	±4%	±4%
Square driver (D)	./2"	3/4"	3/4"	3/4"	3/4"	."
Length	69 .mm	9 .0mm	9 .0mm	.037mm	.265mm	.265mm
Weight	.960g	2800g	2800g	5000g	6000g	6000g

OPTIONAL ACCESSORY

Torque adjustment tool	IST-PW-TOOL

*Adjust to a fix d torqu alu according to custom r r quir m nts b for d li ry

DIAL TORQUE WRENCHES

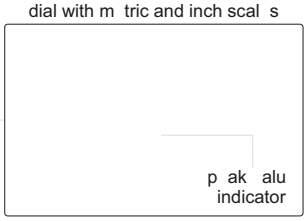

INSPECTION CERTIFICATE

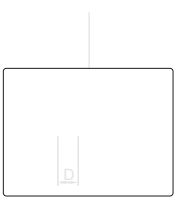

squar dri r

IST-DW70

- Clockwis and count r-clockwis op ration
- According to DI $ ISO 6789, ASME B .07.300

SPECIFICATION

Code	IST-DW1D8	IST-DW3D5	IST-DW9	IST-DW18	IST-DW35	IST-DW70	IST-DW140	IST-DW240	IST-DW350	IST-DW480
Range	0.36~ ..8 $.m 3~ .6in.lb	0.7~3.5 $.m 6~30in.lb	..8~9 $.m .5~75in.lb	3.6~ .8 $.m 30~ .50in.lb	7~35 $.m 60~300in.lb	.4~70 $.m .20~600in.lb	28~ .40 $.m 20~ .00ft.lb	48~240 $.m 35~ .75ft.lb	70~350 $.m 50~250ft.lb	96~480 $.m 70~350ft.lb
Accuracy	±3%	±3%	±3%	±3%	±3%	±3%	±3%	±3%	±3%	±3%
Graduation	0.02 $.m 0.2in.lb	0.05 $.m 0.5in.lb	0. . $.m .in.lb	0.2 $.m 2in.lb	0.5 $.m 5in.lb	. $.m .0in.lb	2 $.m .ft.lb	3 $.m 2.5ft.lb	2.5 $.m 2.5ft.lb	6 $.m 5ft.lb
Square driver (D)	./4"	./4"	./4"	3/8"	3/8"	3/8"	./2"	./2"	./2"	3/4"
Length	254mm	254mm	254mm	254mm	254mm	378mm	546mm	546mm	546mm	708mm
Weight	480g	480g	480g	480g	480g	820g	.300g	.300g	.300g	4030g

https://precishop.hu

DIGITAL TORQUE ADAPTERS (WITH ANGLE DETECTION)

INSPECTION CERTIFICATE

working with mech nic l wrenches

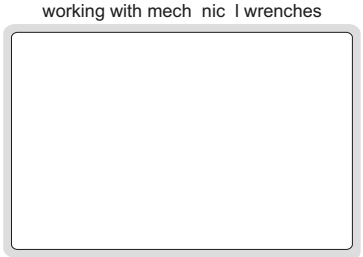

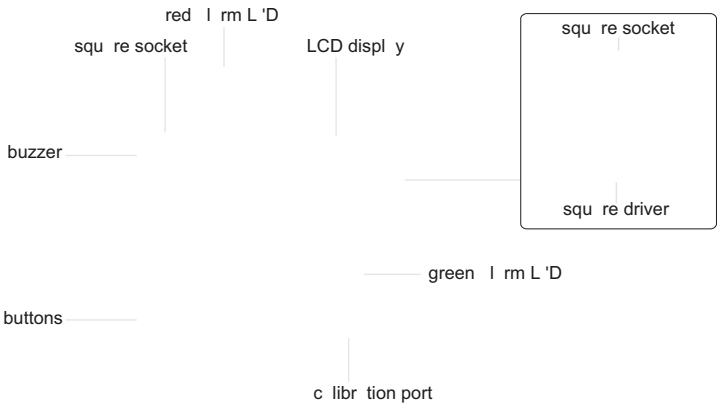

IST-5W135A

- Clockwise nd counter-clockwise oper tion
- After re ching the desired torque, turn the wrench t ngle to pply extr torque
- Unit: N.m, in.lb, ft.lb, kg.cm, degree
- Pe k nd tr ck working modes
- T rget torque or ngle v lue c n be set, with udible nd visible l rm:
  - Green L 'D light on nd buzzer sounds when torque or ngle v lue is 80%~ .00% of t rget torque or ngle
  - Both green nd red L 'D light on nd buzzer sounds when t rget torque or ngle v lue is re ched
- Power off in 2 minutes utom tic lly
- Memory 50 me surement v lues for browsing
- With overlo d record (once the torque re ches ..0% of the m ximum r nge)

SPECIFICATION

Code		IST-5W30A	IST-5W135A	IST-5W200A	IST-5W340A
Range	torque	6~30N.m	27~ .35N.m	40~200N.m	68~340N.m
	angle	0~999°			
Accuracy	clockwise	±3%			
	counter-clockwise	±4%			
	angle	±2° (rot te t 90°)			
Resolution	torque	0.0 .N.m	0. .N.m	0. .N.m	0. .N.m
	angle	.°			
Square driver (L)		./4"	3/8"	./2"	./2"
Power supply		2xAAA b tteries			
Dimension		Ø85×60mm	Ø85×75mm	Ø85×80mm	Ø85×80mm
Weight		.50g	220g	240g	240g

OPTIONAL ACCESSORY

Calibration cable	IST-SD-CABLE

DIGITAL ANGLE METER
CODE 2177-121

REFER TO PAGE 376 FOR DETAILS

https://precishop.hu

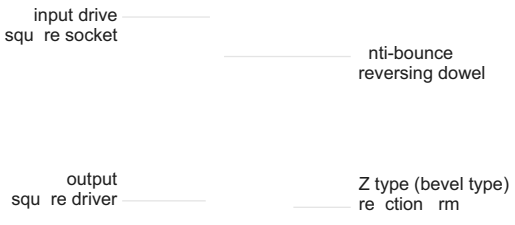

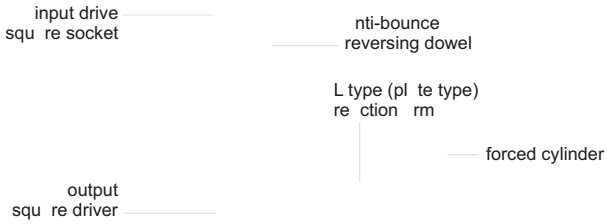

IST-TM2000

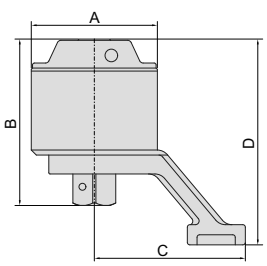

bevel type

IST-TM3500P

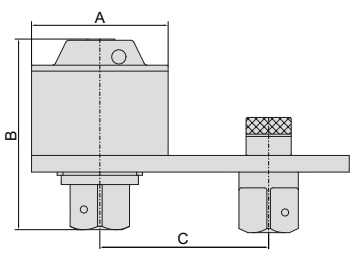

pl te type

pplic tion

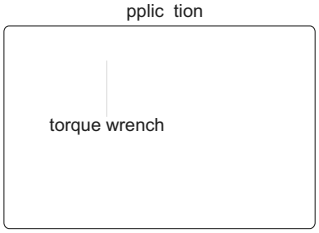

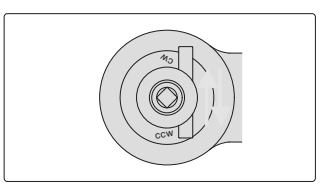

fter tightening, toggle the nti-bounce reversing dowel, turn the wrench in the nticlockwise direction, then remove the wrench from torque multiplier

- Input to output ccur cy: ±5%

Z TYPE (BEVEL TYPE) TORQUE MULTIPLIER

Code	Capacity	Torque ratio	Square socket	Square driver	Dimension (A×B×C×D)	For bolt	For nut	Weight
IST-TM1000	.000N.m	.:4	./2"	."	82×98.5×97× .22.4mm	M20~30	S30~46	2. .kg
IST-TM2000	2000N.m	.: .3	./2"	."	82× .20× .05× .47mm	M22~35	S32~55	3. .5kg
IST-TM3500	3500N.m	.: .6	./2"	."	98× .3 × 20× .63mm	M30~45	S46~70	4.9kg
IST-TM5500	5500N.m	.:20.5	./2"	. ./2"	. .5× .63.5× .37× .99mm	M38~52	S55~80	8. .kg
IST-TM7500	7500N.m	.:23	./2"	. ./2"	.27× .73× .46×2 .5mm	M42~60	S65~90	.0.6kg
IST-TM10000	.0000N.m	.:28	./2"	. ./2"	.4 × 70× .64×238mm	M52~72	S80~ .05	.4kg

L TYPE (PLATE TYPE) TORQUE MULTIPLIER

Code	Capacity	Torque ratio	Square socket	Square driver	Dimension (A×B×C)	For bolt	For nut	Weight
IST-TM1000P	.000N.m	.:4	./2"	."	82×9 .×(76.7~ .27.3)mm	M20~30	S30~46	2.4kg
IST-TM2000P	2000N.m	.: .3	./2"	."	82× .20×(92.7~ .29.3)mm	M22~35	S32~55	3.5kg
IST-TM3500P	3500N.m	.: .6	./2"	."	98× .28×(.02.7~ .45.3)mm	M30~45	S46~70	5.0kg
IST-TM5500P	5500N.m	.:20.5	./2"	. ./2"	. .5× .57×(.34.05~ .65.95)mm	M38~52	S55~80	8.7kg
IST-TM7500P	7500N.m	.:23	./2"	. ./2"	.27× .68×(.39.05~ .90.95)mm	M42~60	S65~90	. .7kg
IST-TM10000P	.0000N.m	.:28	./2"	. ./2"	.4 × 86×(.44.05~2 .5.95)mm	M52~72	S80~ .05	.5.2kg
IST-TM15000P	.5000N.m	.:50	3/4"	2 ./2"	.56×246×(.55.25~244.75)mm	M60~85	S80~ .20	24. .kg
IST-TM20000P	20000N.m	.:76	3/4"	2 ./2"	.70×264×(.63.75~276.25)mm	M72~ .00	S .05~ .45	27.8kg

https://precishop.hu

SPLINE-TYPE TORQUE MULTIPLIERS

fter tightening, toggle the nti-bounce reversing dowel, turn the wrench in the nticlockwise direction, then remove the wrench from torque multiplier

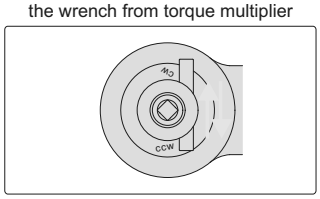

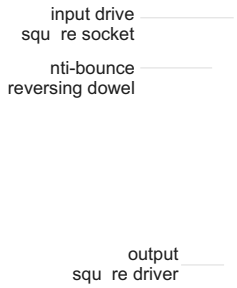

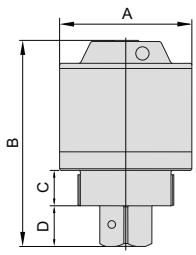

IST-ST2000

- High efficiency ge r set with sm ll input torque nd l rge output torque
- C n be inst lled directly on the workpieces or through different options to form different inst ll tion types

pplic tion

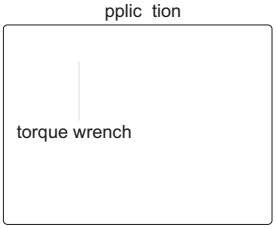

pl te type

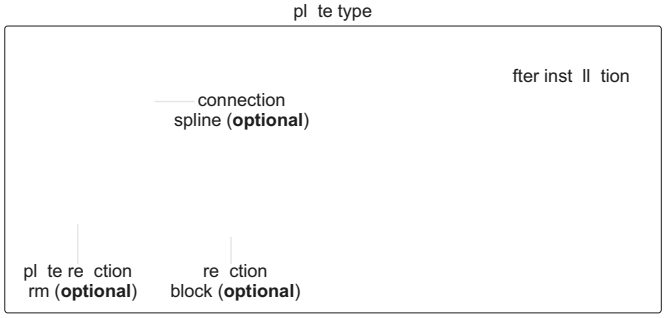

bevel type

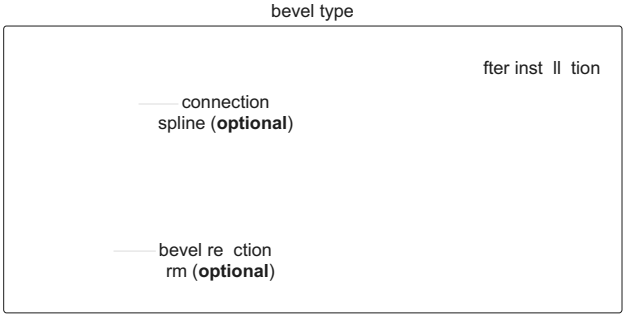

SPECIFICATION

Code	Type	Capacity	Accuracy	Torque ratio	Square socket	Square driver	Dimension (A×B×C×D)	For bolt	For nut	Weight
IST-ST2000	pl te	2000N.m	±5%	.: .3.3	./2"	."	82× .35× .8×26mm	M22~35	S32~55	3.2kg
	bevel			.: .2						
IST-ST3500	pl te	3500N.m		.: .6	./2"	."	98× .50×25×26mm	M30~45	S46~70	4.8kg
	bevel			.: .5						
IST-ST5500	pl te	5500N.m		.:2 ..5	./2"	. ./2"	. . 5× .80×29×39mm	M38~52	S55~80	7.8kg
	bevel			.: .8.5						
IST-ST7500	pl te	7500N.m		.:24	./2"	. ./2"	.27× .98×34×39mm	M42~60	S65~90	.0.8kg
	bevel			.:20						

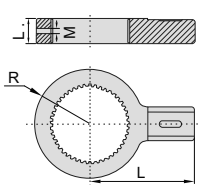

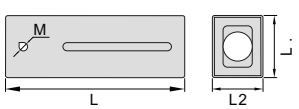

CONNECTION SPLINE (optional)

Code	Dimension (mm)			
	R	L	L1	M
IST-ST2000-C1	4 .	78	.8	5
IST-ST3500-C2	49	95	23	5
IST-ST5500-C3	58	. .2	28.5	6
IST-ST7500-C4	63.5	.23.5	29	6

PLATE REACTION ARM (optional)

Code	Dimension (mm)			
	L	L1	L2	M
IST-ST2000-P1	.20	38	25.5	4
IST-ST3500-P2	.45	42	32	5
IST-ST5500-P3	.50	53	45	6
IST-ST7500-P4	.75	60	49	8

To be continued

https://precishop.hu

Continued from previous p ge

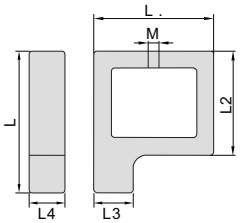

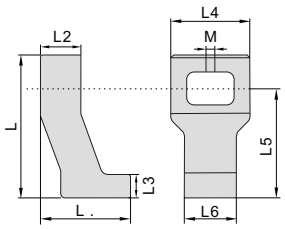

REACTION BLOCK (optional)

Code	Dimension (mm)					
	L	L1	L2	L3	L4	M
IST-ST2000-R1	53.5	52	39.5	.5	.8	4
IST-ST3500-R2	66	58	48	.8	20	5
IST-ST5500-R3	94.5	73	65	22	25	6
IST-ST7500-R4	98	83	72	28	25	8

BEVEL REACTION ARM (optional)

Code	Dimension (mm)							
	L	L1	L2	L3	L4	L5	L6	M
IST-ST2000-B1	85	5 .	.8	.4	44	60	25	4
IST-ST3500-B2	87.5	52	20	.5	50	67	30	5
IST-ST5500-B3	. .0	70	30	.6	59	86	35	6
IST-ST7500-B4	.23	78	35	20	68	94	45	6

TWO-USE TORQUE MULTIPLIERS

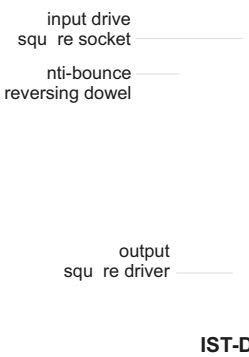

IST-DT2000

- High efficiency ge r set with sm ll input torque nd l rge output torque
- The re ction rm c n djust the position of the pplied force ccording to the oper tion conditions
- Pl te re ction rm nd bevel re ction rm re included

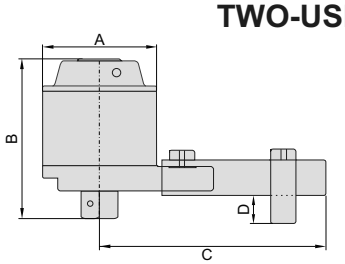

pl te type

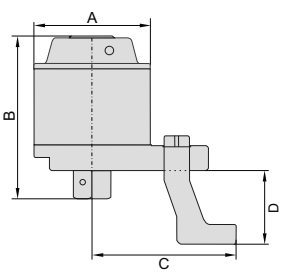

bevel type

fter tightening, toggle the nti-bounce reversing dowel, turn the wrench in the nticlockwise direction, then remove the wrench from torque multiplier

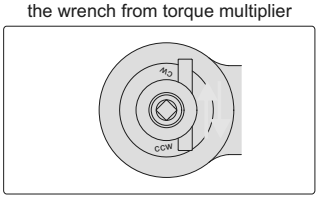

pplic tion

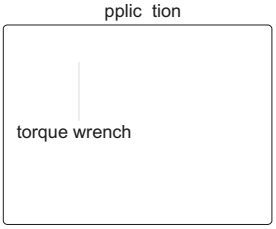

pl te type

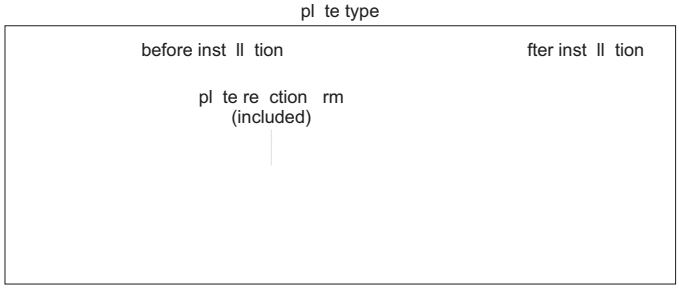

bevel type

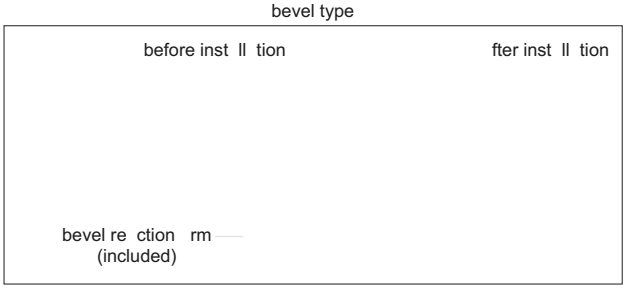

SPECIFICATION

Code	Type	Capacity	Accuracy	Torque ratio	Square socket	Square driver	Dimension (A×B×C×D)	For bolt	For nut	Weight
IST-DT2000	pl te	2000N.m	±5%	.: .3.3	./2"	."	82× .20× .60×2 .mm	M22~35	S32~55	4. .kg
	bevel			.: .2			82× .20×93×52mm			
IST-DT3500	pl te	3500N.m		.: .6	./2"	."	98× .33× .52×26mm	M30~45	S46~70	6.4kg
	bevel			.: .5			98× .33× . .7×56mm			
IST-DT5500	pl te	5500N.m		.:2 ..5	./2"	. ./2"	. .5× .65×2 .0×39.5mm	M38~52	S55~80	. .4kg
	bevel			.: .8.5			. .5× .65× .34×72mm			
IST-DT7500	pl te	7500N.m		.:24	./2"	. ./2"	.27× .74×243×38mm	M42~60	S65~90	.6kg
	bevel			.:20			.27× .74× .46×80mm			

https://precishop.hu

Electronic Balances
Page 905-909

Explosion Proof Electronic Balances
Page 909

Weighing Scales
Page 910/912

Counting Scales
Page 911

Electronic Pocket Scales
Page 911-912

Platform Scales
Page 913



Floor Scales
Page 914



Electronic Crane Scales
Page 915-917



Moisture Analyzers
Page 918



Weights
Page 919-920

https://precishop.hu

DATA OUTPUT



p inte (**optional**)



calib ation weight
(included in **8310-120M**, **8310-210M** and **8310-320M**)

- Rea elect omagnetic senso
- Sepa ated display unit and weighing unit, educe vib ation e o
- Digital p ocessing technology imp oves eading stability and esponse speed fo mic o sample addition, sample weight and balance eading is consistent
- Unit: g, oz, ct, lb
- Weighing, counting, ta ing, pe centage
- Data output

8310-320A

Unit: mm

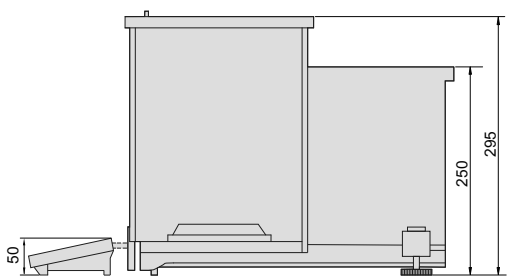

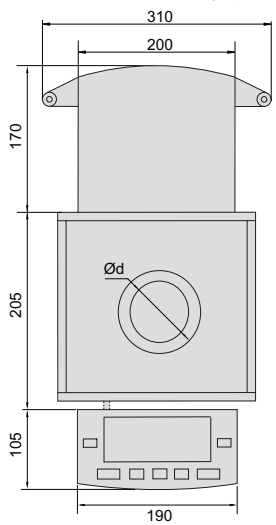

SPECIFICATION

Code	8310-120M	8310-210M	8310-320M	8310-120A	8310-210A	8310-320A
Calibration	external calibration			internal calibration		
Maximum weighing	120g	210g	320g	120g	210g	320g
Minimum weighing	10mg	10mg	10mg	10mg	10mg	10mg
Resolution (d)	0 1mg	0 1mg	0 1mg	0 1mg	0 1mg	0 1mg
Verification interval (e)	1mg	1mg	1mg	1mg	1mg	1mg
Accuracy (m is load)	m≤50g: ±0 5mg; 50g<m≤200g: ±1mg; m>200g: ±1 5mg			m≤50g: ±0 5mg; 50g<m≤200g: ±1mg; m>200g: ±1 5mg		
Repeatability	±0 1mg					
Linearity	±0 1mg					
Stabilization time	2 5s					
Weighing pan size (Ød)	Ø90mm					
Output	RS232					
Operation temperature	10~30°C					
Operation humidity	20~85% R ,					
Power supply	powe adapte (12V/2A)					
Dimension (L×W×H)	480×310×320mm					
Weight	3kg					

OPTIONAL ACCESSORY

RS232 cable	8304-CABLE*
Printer	8303-PRINTER

*Used to connect with compute s

https://precishop.hu

ELECTRONIC BALANCES (0.1mg)

DATA OUTPUT

8304-120

calib ation weight (included)



p inte (**optional**)

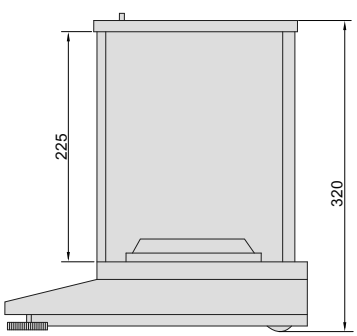

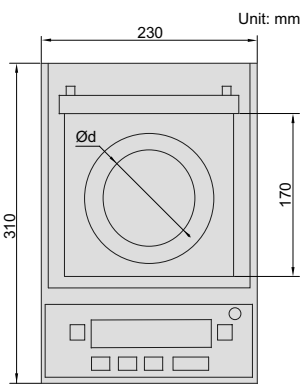

- Elect omagnetic senso
- Unit: g, ct, oz, lb
- Weighing, counting, ta ing
- Data output

SPECIFICATION

Code	8304-120	8304-220
Maximum weighing	120g	220g
Minimum weighing	10mg	10mg
Resolution (d)	0 1mg	0 1mg
Verification interval (e)	1mg	1mg
Accuracy (m is load)	m≤50g: ±0 5mg; 50g<m≤120g: ±1mg	m≤50g: ±0 5mg; 50g<m≤200g: ±1mg; m>200g: ±1 5mg
Weighing pan size (Ød)	Ø90mm	
Operation temperature	10~30°C	
Operation humidity	20~85% R ,	
Power supply	powe adapte (12V/2A)	
Dimension (L×W×H)	230×310×320mm	

OPTIONAL ACCESSORY

RS232 cable	8304-CABLE
Printer	8303-PRINTER
Data output cable (keyboard format)	**7302-8304** page 14

* Used to connect with compute s

https://precishop.hu



calib ation weight (included)

8303-520

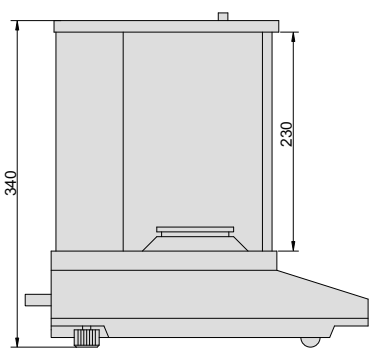

Unit: mm

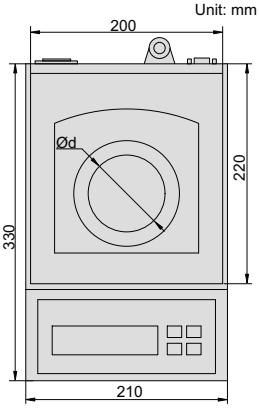

- Aluminum alloy shell, wind shield, th ee side glass sliding doo s
- Elect omagnetic balance senso
- Unit: g, ct, ozt, oz, gn, dwt, mg
- Weighing, counting, ta ing
- Data output
- With a hook at the bottom

SPECIFICATION

Code	8303-220	8303-320	8303-520	8303-620	8303-1020
Maximum weighing	220g	320g	520g	320g	1020g
Minimum weighing	20mg	20mg	100mg	100mg	100mg
Resolution (d)	1mg	1mg	1mg	1mg	1mg
Verification interval (e)	10mg	10mg	10mg	10mg	10mg
Accuracy	load capacity≤500g: ±5mg; load capacity>500g: ±10mg				
Weighing pan size (Ød)	Ø80mm				Ø120mm
Operation temperature	15~30°C		18~23°C		
Operation humidity	40%~80% R ,		50%~70% R ,		
Power supply	220V, 50/ 30 ,z				
Dimension (L×W×H)	330×210×340mm				

OPTIONAL ACCESSORY

RS232 cable	8301-CABLE*
Printer	8303-PRINTER

*Used to connect with compute s



p inte (**optional**)

https://precishop.hu

ELECTRONIC BALANCES (0.01g)

DATA OUTPUT

8305-5000

Unit: mm

- LCD with back light
- Unit: g, ct, ozt, oz, GN, dwt, lb, kg
- Weighing, counting, ta ing

calib ation weight
(included in **8305-2000** and **8305-3000**)

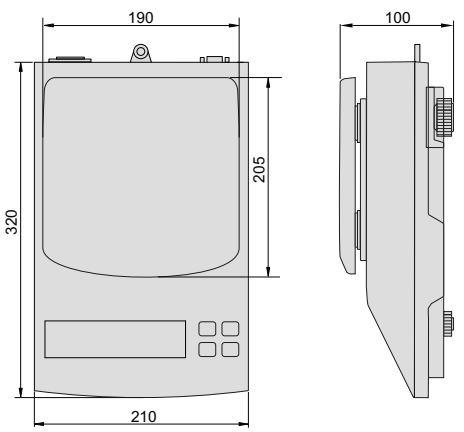

SPECIFICATION

Code	8305-2000	8305-3000	8305-5000	8305-6000
Maximum weighing	2kg	3kg	5kg	3kg
Minimum weighing	0 2g	0 2g	0 2g	0 2g
Resolution (d)	0 01g	0 01g	0 01g	0 01g
Verification interval (e)	0 1g	0 1g	0 1g	0 1g
Accuracy (m is load)	m≤0 5kg: ±0 05g; 0 5kg<m≤2kg: ±0 1g	m≤0 5kg: ±0 05g; 0 5kg<m≤2kg: ±0 1g m>2kg: ±0 15g	m≤0 5kg: ±0 05g; 0 5kg<m≤2kg: ±0 1g m>2kg: ±0 15g	m≤0 5kg: ±0 05g; 0 5kg<m≤2kg: ±0 1g m>2kg: ±0 15g
Weighing pan size	190×205mm			
Output	RS232			
Operation temperature	0~40°C			
Operation humidity	≤80% R ,			
Power supply	220V, 50/ 30 ,z			
Dimension (L×W×H)	320×210×100mm			

OPTIONAL ACCESSORY

RS232 cable	**8301-CABLE**
Printer	**8303-PRINTER**
Data output cable (keyboard format)	**7302-8001** page 14
Wireless transmitter (need receiver)	**7315-8301** page 3

Used to connect with compute s



p inte (**optiona**)

https://precishop.hu

DATA OUTPUT Ex

EXPLOSION PROOF ELECTRONIC BALANCES

- LCD display, with backlight
- Ze o-setting, subt acting ta e value, counting
- Unit: g, ct, oz, lb, ozt

8105-30KG

Unit: mm

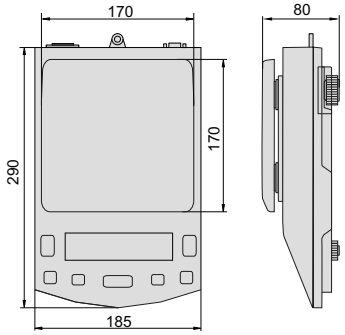

SPECIFICATION

Code	8105-5KG	8105-30KG
Maximum weighing	5kg	30kg
Minimum weighing	0 5g	5g
Resolution (d)	0 01g	0 1g
Verification interval (e)	0 1g	1g
Accuracy (m is load)	m≤0 05kg:±0 05g; 0 05kg≤m≤0 2kg: ±0 1g; 0 2kg≤m≤5kg:±0 15g	m≤0 5kg: ±0 5g; 0 5kg≤m≤2kg: ±1 0g; m>2kg: ±1 5g
Dimension of pan	170×170mm	
Output	RS232	
Operation temperature	15~30°C	
Operation humidity	40%~80% R ,	
Power	explosion-p oof batte yDC7 4V/4 0Ah	
Dimension (L×W×H)	290×185×80mm	

OPTIONAL ACCESSORY

RS232 cable	8105-CABLE

*Used to connect with compute s

DATA OUTPUT

ELECTRONIC BALANCES



windshield
(included in **8301-300**, **8301-600** and **8301-1200**)

calib ation weight
(included in **8301-300**, **8301-600** and **8301-1200**)

- Automatic ze o when powe on
- Unit: g (g am), ct (ca at), ozt (t oy ounce)
- Weighing, counting, ta ing
- Ove load ala m
- Data output

8301-3000

Unit: mm

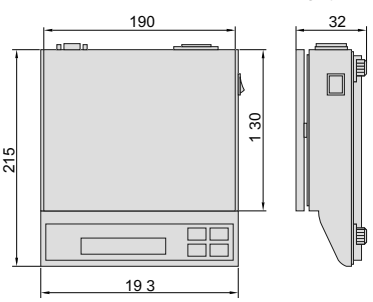

SPECIFICATION

Code	8301-300	8301-600	8301-1200	8301-3000	8301-6000
Maximum weighing	300g	300g	1200g	3000g	3000g
Minimum weighing	0 2g	0 2g	0 2g	2g	2g
Resolution (d)	0 01g	0 01g	0 01g	0 1g	0 1g
Verification interval (e)	0 1g	0 1g	0 1g	1g	1g
Accuracy (m is load)	m≤50g: ±0 05g; 50g<m≤200g: ±0 1g; m>200g: ±0 15g			m≤500g: ±0 5g; 500g<m≤2000g: ±1g; m>2000g: ±1 5g	
Weighing pan size	Ø135mm			190×1 30mm	
Operation temperature	0~40°C				
Operation humidity	≤80% R ,				
Power supply	220V, 50/ 30 ,z				
Dimension (L×W×H)	215×19 ×3 2mm				

OPTIONAL ACCESSORY

RS232 cable	8301-CABLE
Data output cable (keyboard format)	7302-8001 page 14
Wireless transmitter (need receiver)	7315-8301 page 3

https://precishop.hu

WEIGHING SCALES (OIML CERTIFICATE)

- LCD display, with backlight
- Ze o-setting, subt acting ta e value
- Ove load ala m
- Automatic powe off
- OIML ce tificate (No 0200-NAWI-04 301)

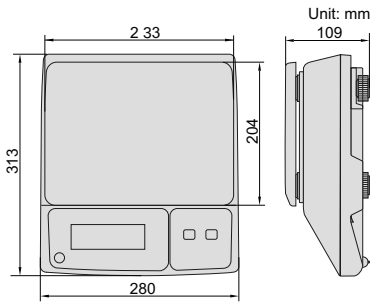

8002-30M

SPECIFICATION

Code	8002-6M	8002-15M	8002-30M	8002-6MD	8002-15MD	8002-30MD
Maximum weighing	3/ 3kg	3/15kg	15/30kg	3/ 3kg	3/15kg	15/30kg
Minimum weighing	20g	40g	100g	20g	40g	100g
Resolution (d)	1/2g	2/5g	5/10g	1/2g	2/5g	5/10g
Verification interval (e)	2g	5g	10g	2g	5g	10g
Accuracy (m is load)	m≤3kg: ±1g 3kg<m≤ 3kg: ±2g	m≤ 3kg: ±2g 3kg<m≤15kg: ±5g	m≤15kg: ±5g 15kg<m≤30kg: ±10g	m≤3kg: ±1g 3kg<m≤ 3kg: ±2g	m≤ 3kg: ±2g 3kg<m≤15kg: ±5g	m≤15kg: ±5g 15kg<m≤30kg: ±10g
Output	no			RS232		
Operation temperature	-10~40°C					
Power	echa geable batte y (3V/3 2Ah), powe adapte (12V/500mA)					
Dimensions of pan	2 33×204mm					

WEIGHING SCALES (HIGH PRECISION)



p inte (**optiona**)

- LCD display, with backlight
- Ze o-setting, subt acting ta e value
- Ove load ala m
- Automatic powe off

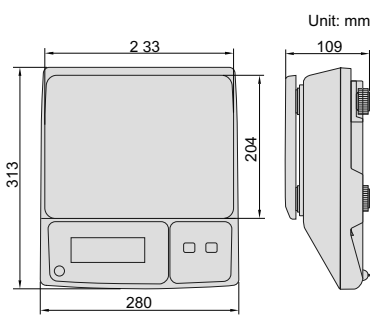

8001-30

SPECIFICATION

Code	8001-6	8001-15	8001-30	8001-6D	8001-15D	8001-30D
Maximum weighing	3kg	15kg	30kg	3kg	15kg	30kg
Minimum weighing	4g	10g	20g	4g	10g	20g
Resolution (d)	0 2g	0 5g	1g	0 2g	0 5g	1g
Accuracy (m is load)	m≤1kg: ±1g 1kg<m≤4kg: ±2g m>4kg: ±3g	m≤2 5kg: ±2 5g 2 5kg<m≤10kg: ±5g m>10kg: ±7 5g	m≤5kg: ±5g 5kg<m≤20kg: ±10g m>20kg: ±15g	m≤1kg: ±1g 1kg<m≤4kg: ±2g m>4kg: ±3g	m≤2 5kg: ±2 5g 2 5kg<m≤10kg: ±5g m>10kg: ±7 5g	m≤5kg: ±5g 5kg<m≤20kg: ±10g m>20kg: ±15g
Units	kg, lb			kg		
Output	no			RS232		
Operation temperature	-10~40°C					
Power	echa geable batte y (3V/3 2Ah), powe adapte (12V/500mA)					
Dimensions of pan	2 33×204mm					

OPTIONAL ACCESSORY (fo scales with RS232)

Printer	**8001-PRINTER**
Data output cable (keyboard format)	**7302-8001** page 14

https://precishop.hu



p inte (**optiona**)

- LCD display, with backlight
- Ze o-setting, subt acting ta e value, counting, accumulation, checking ala m
- Ove load ala m
- Units: kg, g, lb, tj, hj, lb-oz

8101-30

Unit: mm

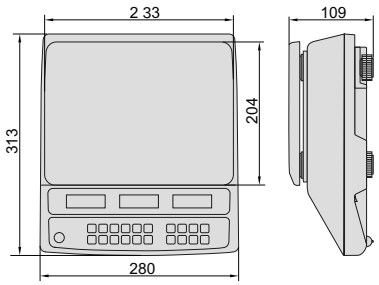

SPECIFICATION

Code	8101-6	8101-15	8101-30	8101-6D	8101-15D	8101-30D
Maximum weighing	3kg	15kg	30kg	3kg	15kg	30kg
Minimum weighing	4g	10g	20g	4g	10g	20g
Resolution (d)	0 2g	0 5g	1g	0 2g	0 5g	1g
Accuracy (m is load)	m≤1kg: ±1g 1kg<m≤4kg: ±2g m>4kg: ±3g	m≤2 5kg: ±2 5g 2 5kg<m≤10kg: ±5g m>10kg: ±7 5g	m≤5kg: ±5g 5kg<m≤20kg: ±10g m>20kg: ±15g	m≤1kg: ±1g 1kg<m≤4kg: ±2g m>4kg: ±3g	m≤2 5kg: ±2 5g 2 5kg<m≤10kg: ±5g m>10kg: ±7 5g	m≤5kg: ±5g 5kg<m≤20kg: ±10g m>20kg: ±15g
Output	no			RS232		
Operation temperature	-10~40°C					
Power	echa geable batte y (3V/3 2Ah), powe adapte (12V/500mA)					
Dimensions of pan	2 33×204mm					

OPTIONAL ACCESSORY (fo scales with RS232)

Printer	8001-PRINTER

ELECTRONIC POCKET SCALE (ECONOMIC TYPE)

ATTENTION: LOW ACCURACY

- LCD display, with backlight
- Ze o-setting, subt acting ta e value, counting
- Ove load ala m
- Automatic powe off

8601-100

SPECIFICATION

Code	8601-100
Maximum weighing	100g
Minimum weighing	0 1g
Resolution (d)	0 01g
Accuracy (m is load)	0 1g≤m≤1g: ±0 03g; 1g<m≤30g: ±0 05g 30g<m≤50g: ±0 07g; m>50g: ±0 14g
Units	g, oz, dwt, ozt
Dimension of pan	55× 34mm
Dimension (L×W×H)	108× 35×21mm
Operation temperature	-10~40°C
Power supply	2×AAA batte ies

use of pan



https://precishop.hu

ELECTRONIC POCKET SCALE (ECONOMIC TYPE)

ATTENTION:
LOW ACCURACY

- LCD display, with backlight
- Ze o-setting, subt acting ta e value, counting
- Ove load ala m
- Automatic powe off

8602-200

SPECIFICATION

Code	8602-200
Maximum weighing	200g
Minimum weighing	0 2g
Resolution (d)	0 02g
Accuracy (m is load)	0 2g≤m≤2g: ±0 0 3g; 2g<m≤ 30g: ±0 1g 30g<m≤100g: ±0 14g; m>100g: ±0 28g
Units	g, oz, dwt, ozt
Dimension of pan	55× 34mm
Dimension (L×W×H)	120×70×17mm
Operation temperature	-10~40°C
Power supply	2×CR2032 batte ies

use of pan



WEIGHING SCALES (ECONOMIC TYPE)

- Unit: g, oz, lb, tl

8003-3

SPECIFICATION

Code	8003-3	8003-6	8003-10
Maximum weighing	3kg	3kg	10kg
Minimum weighing	2g	10g	20g
Resolution (d)	0 1g	0 5g	1g
Accuracy	±0 5g	±2 5g	±5g
Weighing pan size	157×157mm		
Operation temperature	5~35°C		
Power supply	2×AAA batte ies, powe adapte		
Dimension (L×W)	1 30×225mm		

https://precishop.hu

8501-AL150

p inte (**optiona**)

- LCD la ge sc een display with LED backlight
- Weighing, ove weight ala m, counting, keyboa d lock, accumulating, auto ze o and animal scale
- Unit: kg, g, lb, oz

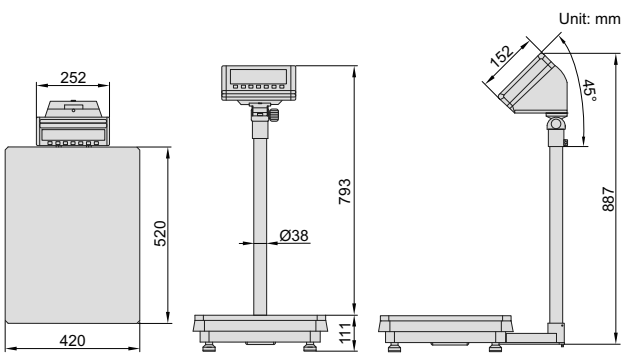

SPECIFICATION

Code	8501-AL60	8501-AL150	8501-AL300
Maximum weighing	30kg	150kg	300kg
Minimum weighing	100g	200g	400g
Resolution (d)	5g	10g	20g
Accuracy	±10g	±20g	±30g
Operation temperature	-10~40°C		
Material	platfo m: stainless steel, base: die-cast aluminum		
Dimension of platform	420×520mm		
Power	echa geable lead acid batte y (3V/4Ah)		
Output	RS232		
Weight	18 3kg		

OPTIONAL ACCESSORY

Printer	8001-PRINTER
Data output cable (keyboard format)	**7302-8001** page 14

https://precishop.hu

FLOOR SCALES

DATA OUTPUT

8401-1T1212

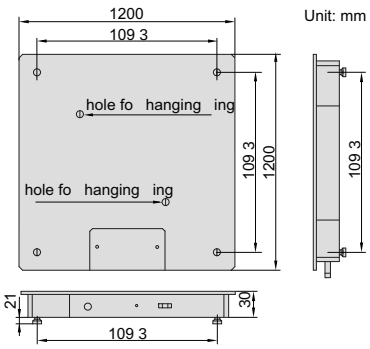

- LCD la ge sc een display with automatic backlight
- Ze o, ove weight ala m, deduction, unit conve sion, accumulating, animal scale, etc
- Unit: kg, g, lb, oz
- OIML app oved load cell

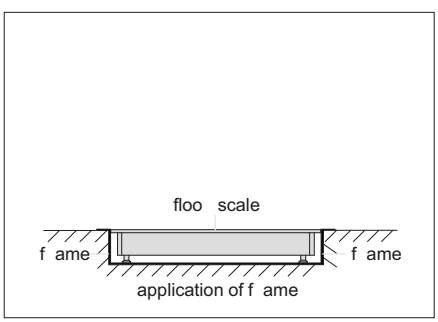

f ame (**optional**)



stand (**optional**)

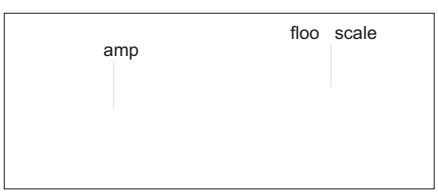

amp (**optional**)



p inte (**optional**)

SPECIFICATION

Code	8401-1T1212	8401-2T1212	8401-3T1212
Maximum weighing	1t	2t	3t
Minimum weighing	10kg	20kg	20kg
Resolution (d)	0 5kg	1kg	1kg
Verification interval (e)	0 5kg	1kg	1kg
Accuracy (m is load)	m≤250kg: ±0 25kg; 250kg<m≤1000kg: ±0 5kg	m≤500kg: ±0 5kg; 500kg<m≤2000kg: ±1kg; m>2000kg: ±1 5kg	
Load cell	4 pcs 350Ω		
Operation temperature	-10~40°C		
Material	mild steel		
Dimension of platform	1200×1200mm		
Power	echa geable lead acid batte y (3V/4Ah)		
Output	RS232		
Weight	140kg		

STANDARD DELIVERY

Main unit	1 pc
Indicator	1 pc
AC/DC adapter	1 pc
Stainless steel foot	4 pcs
Hanging ring	2 pcs

OPTIONAL ACCESSORY

Ramp	8401-1212-1
Frame	8401-1212-2
Stand	8401-STAND
Printer	8001-PRINTER

https://precishop.hu

ELECTRONIC CRANE SCALES

IP65
WATERPROOF

- Dust/wate p oof level: IP 35
- LED display, emote cont ol
- Low voltage indicato
- Unit: kg, lb
- Automatic powe off
- Ove load ala m
- 3 30° safe ota y hook and shackle
- Aluminum alloy die casting case with high st ength

Unit: mm

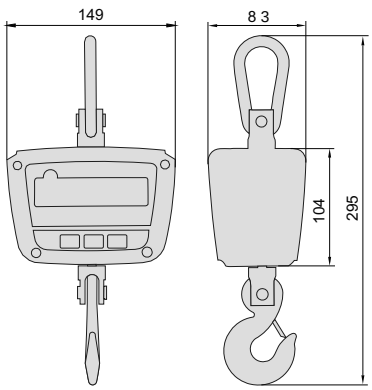

SPECIFICATION

Code	8201-50KG	8201-150KG	8201-300KG
Maximum weighing	50kg	150kg	300kg
Minimum weighing	0 4kg	1 0kg	2 0kg
Resolution (d)	0 02kg/0 01kg	0 05kg/0 02kg	0 10kg/0 05kg
Verification interval (e)	0 02kg	0 05kg	0 10kg
Accuracy	±0 02kg	±0 05kg	±0 10kg
Operation temperature	-10~40°C		
Operation humidity	30%~90% R ,		
Overload alarm	100%F S +9e		
Maximum safe load	125%F S		
Limited overload	400%F S		
Power supply	echa geable batte y 3V/3Ah (fo 40 hou s wo king)		
Stable reading time	≤8s		

remote controller (included) **8201-150KG**

STANDARD DELIVERY

Main unit	1 pc
Remote controller	1 pc
Battery charger	1 pc

ELECTRONIC CRANE SCALES (BASIC TYPE)

- LED display, emote cont ol
- Low voltage indicato
- Unit: kg, lb
- Automatic powe off
- Ove load ala m
- 3 30° safe ota y hook and shackle
- Plastic case

Unit: mm

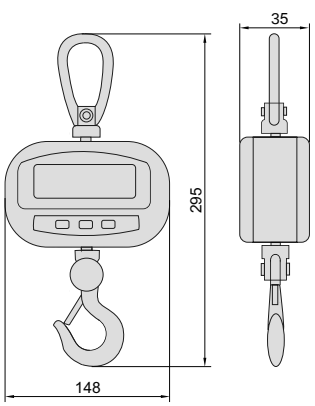

SPECIFICATION

Code	8202-50KG	8202-150KG	8202-300KG
Maximum weighing	50kg	150kg	300kg
Minimum weighing	0 4kg	1 0kg	2 0kg
Resolution (d)	0 02kg/0 01kg	0 05kg/0 02kg	0 10kg/0 05kg
Verification interval (e)	0 02kg	0 05kg	0 10kg
Accuracy	±0 02kg	±0 05kg	±0 10kg
Operation temperature	-10~40°C		
Operation humidity	30%~90% R ,		
Overload alarm	100%F S +9e		
Maximum safe load	125%F S		
Limited overload	400%F S		
Power supply	4×1 5VAA batte ies (fo 40 hou s wo king)		
Stable reading time	≤8s		

remote controller (included) **8202-150KG**

STANDARD DELIVERY

Main unit	1 pc
Remote controller	1 pc

https://precishop.hu

ELECTRONIC CRANE SCALES

- Ze oing, ta ing, weighing
- LED display, emote cont ol
- Low voltage indicato
- Unit: kg, lb
- Ove load ala m
- Automatic powe off
- Aluminum alloy die casting case with high st ength

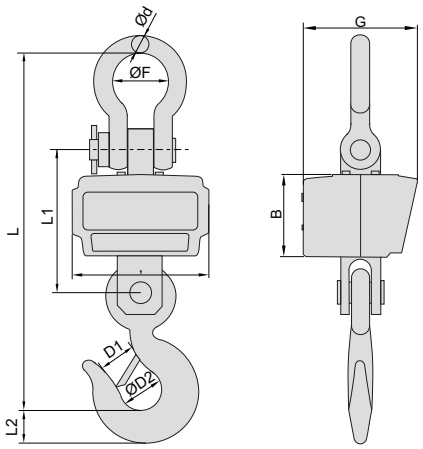

(mm)

Code	B	G	H	L	L1	L2	D1	ØD2	Ød	ØF
8204-CS06T	120	1 33	198	420	190	33	40	47	21	7 3
8204-CS1T	120	1 33	198	420	190	33	40	47	21	7 3
8204-CS2T	120	1 33	198	420	190	33	50	47	21	7 3
8204-CS3T	120	1 33	198	4 32	19 3	40	50	50	23	7 3
8204-CS5T	120	1 33	198	511	204	47	52	30	2 3	80
8204-CS10T	135	181	20 3	589	239	3 3	52	70	3 3	90
8204-CS15T	135	181	20 3	727	257	77	30	85	47	135

8204-CS3T **remote controller (included)**

SPECIFICATION

Code	8204-CS06T	8204-CS1T	8204-CS2T	8204-CS3T
Maximum weighing	300kg	1000kg	2000kg	3000kg
Minimum weighing	4kg	10kg	20kg	20kg
Resolution (d)	0 2kg/0 1kg	0 5kg/0 2kg	1kg/0 5kg	1kg/0 5kg
Verification interval (e)	0 2kg	0 5kg	1kg	1kg
Accuracy (m is load)	m≤100kg: ±0 1kg; 50kg<m≤200kg: ±0 2kg; m>200kg: ±0 3kg	m≤250kg: ±0 25kg; 250kg<m≤1000kg: ±0 5kg	m≤500kg: ±0 5kg; 500kg<m≤2000kg: ±1kg	m≤500kg: ±0 5kg; 500kg<m≤2000kg: ±1kg; m>2000kg: ±1 5kg
Overload alarm	100%F S +9e			
Maximum safe load	150%F S			
Limited overload	400%F S			
Stable reading time	≤8s			
Power supply	echa geable batte y 3V/4Ah (fo 40 hou s wo king)			
Operation temperature	-10~40°C			
Operation humidity	≤85% R ,			

Code	8204-CS5T	8204-CS10T	8204-CS15T
Maximum weighing	5000kg	10000kg	15000kg
Minimum weighing	40kg	100kg	100kg
Resolution (d)	2kg/1kg	5kg/2kg	5kg/2kg
Verification interval (e)	2kg	5kg	5kg
Accuracy (m is load)	m≤1000kg: ±1kg; 1000kg<m≤4000kg: ±2kg; m>4000kg: ±3kg	m≤2500kg: ±2 5kg; 2500kg<m≤10000kg: ±5kg	m≤2500kg: ±2 5kg; 2500kg<m≤10000kg: ±5kg; m>10000kg: ±7 5kg
Overload alarm	100%F S +9e		
Maximum safe load	150%F S		
Limited overload	400%F S		
Stable reading time	≤8s		
Power supply	echa geable batte y 3V/4Ah (fo 40 hou s wo king)		
Operation temperature	-10~40°C		
Operation humidity	≤85% R ,		

To be continued

https://precishop.hu

Continued f om p evious page


handheld display (**optional**)


la ge display (**optional**)

STANDARD DELIVERY

Main unit	1 pc
Remote controller	1 pc
Battery charger	1 pc

OPTIONAL ACCESSORY

Handheld display	**8204-INDICATOR** (must be supplied with scales togethe)
Large display	**8204-SCREEN** (must be supplied with scales togethe)

ELECTRONIC CRANE SCALES

- Ze oing, ta ing, weighing
- LED display, emote cont ol
- Low voltage indicato
- Unit: kg, lb
- Ove load ala m
- Automatic powe off
- Aluminum alloy die casting case with high st engths

Unit: mm

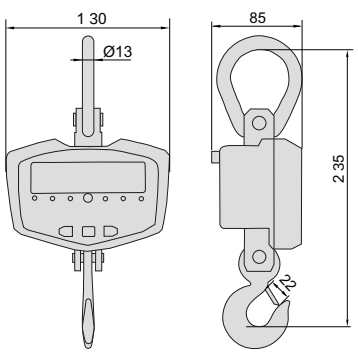

8203-CW05T

remote controller (included)

SPECIFICATION

Code	**8203-CW03T**	**8203-CW05T**	**8203-CW1T**
Maximum weighing	300kg	500kg	1000kg
Minimum weighing	2kg	4kg	10kg
Resolution (d)	0 1kg/0 05kg	0 2kg/0 1kg	0 5kg/0 2kg
Verification interval (e)	0 1kg	0 2kg	0 5kg
Accuracy (m is load)	m≤50kg: ±0 05kg; 50kg<m≤200kg: ±0 1kg; m>200kg: ±0 15kg	m≤100kg: ±0 1kg; 100kg<m≤400kg: ±0 2kg; m>400kg: ±0 3kg	m≤250kg: ±0 25kg; 250kg<m≤1000kg: ±0 5kg
Overload alarm	100%F S +9e		
Maximum safe load	150%F S		
Limited overload	400%F S		
Stable reading time	<10s		
Power supply	3×1 5VAA batte ies		
Operation temperature	-10~40°C		
Operation humidity	30%~90% R ,		

STANDARD DELIVERY

Main unit	1 pc
Remote controller	1 pc

https://precishop.hu

MOISTURE ANALYZERS

DATA OUTPUT





calib ation weight
(included)

8701-RM40

- LCD sc een
- ,igh sensitivity tempe atu e and humidity senso
- Ring halogen lamp heating evenly, sho ten d ying time

SPECIFICATION

Code		8701-RM20	8701-RM30	8701-RM40
Maximum weighing		120g	120g	120g
Resolution (d)		5mg	1mg	0 1mg
Accuracy for moisture	sample<10g	±10%	±0 5%	±0 2%
	sample≥10g	±5%	±0 3%	±0 1%
Operation temperature		13~25°C		
Verification interval		2 5s		
Warm-up time		20~30 minutes		
Weighing pan size		Ø90mm		
Heating source		halogen lamp (450W)		
Range for heating temperature		30~200°C		
Heating time setting		0~99 minutes		
Heating mode		standa d heating, step heating, apid heating		
Shutdown mode		automatic shutdown, manual shutdown, timed shutdown		
Output		RS232C		
Power supply		220V, 50/ 30 ,z		
Dimension (L×W×H)		330×210×340mm		

STANDARD DELIEVERY

Main unit	1 pc
Weight	1 pc

OPTIONAL ACCESSORY

RS232 cable	8304-CABLE *
Printer	8303-PRINTER

*Used to connect with compute s

https://precishop.hu

INSPECTION CERTIFICATE

1kg 200g 500mg 200mg 100mg

- Supplied with manufactu e inspection ce tificate

CLASS SELECTION

Resolution of the weighing instruments	Required class of weights
0.001m	E1
0 01mg	E2
0 1mg	E2/F1
1mg	F2
0 01g/0 1g	M1

OIML R111-2004 TOLERANCE

Weight	E2	F1	F2	M1
1mg	0 00 3mg	0 020mg	0 0 3mg	0 20mg
2mg	0 00 3mg	0 020mg	0 0 3mg	0 20mg
5mg	0 00 3mg	0 020mg	0 0 3mg	0 20mg
10mg	0 008mg	0 025mg	0 08mg	0 25mg
20mg	0 010mg	0 03mg	0 10mg	0 3mg
50mg	0 012mg	0 04mg	0 12mg	0 4mg
100mg	0 01 3mg	0 05mg	0 1 3mg	0 5mg
200mg	0 020mg	0 0 3mg	0 20mg	0 3mg
500mg	0 025mg	0 08mg	0 25mg	0 8mg
1g	0 03mg	0 10mg	0 3mg	1 0mg
2g	0 04mg	0 12mg	0 4mg	1 2mg
5g	0 05mg	0 1 3mg	0 5mg	1 3mg
10g	0 0 3mg	0 20mg	0 3mg	2 0mg
20g	0 08mg	0 25mg	0 8mg	2 5mg
50g	0 10mg	0 3mg	1 0mg	3 0mg
100g	0 1 3mg	0 5mg	1 3mg	5 0mg
200g	0 3mg	1 0mg	3 0mg	10mg
500g	0 8mg	2 5mg	8 0mg	25mg
1kg	1 3mg	5 0mg	1 3mg	50mg
2kg	3 0mg	10mg	30mg	100mg
5kg	8 0mg	25mg	80mg	250mg
10kg	1 3mg	50mg	1 30mg	500mg
20kg	30mg	100mg	300mg	1000mg

Weight	Class and material						Shape
	E2 (non-magnetic stainless steel)	F1 (non-magnetic stainless steel)	F1 (304 stainless steel)	F2 (304 stainless steel)	M1 (304 stainless steel)	M1 (steel, chrome plated)	
1mg	8911-1MGE2	8911-1MGF1	8911-1MGF1S	8911-1MGF2	8911-1MGM1		
2mg	8911-2MGE2	8911-2MGF1	8911-2MGF1S	8911-2MGF2	8911-2MGM1		
5mg	8911-5MGE2	8911-5MGF1	8911-5MGF1S	8911-5MGF2	8911-5MGM1		
10mg	8911-10MGE2	8911-10MGF1	8911-10MGF1S	8911-10MGF2	8911-10MGM1		
20mg	8911-20MGE2	8911-20MGF1	8911-20MGF1S	8911-20MGF2	8911-20MGM1	—	sheet
50mg	8911-50MGE2	8911-50MGF1	8911-50MGF1S	8911-50MGF2	8911-50MGM1		
100mg	8911-100MGE2	8911-100MGF1	8911-100MGF1S	8911-100MGF2	8911-100MGM1		
200mg	8911-200MGE2	8911-200MGF1	8911-200MGF1S	8911-200MGF2	8911-200MGM1		
500mg	8911-500MGE2	8911-500MGF1	8911-500MGF1S	8911-500MGF2	8911-500MGM1		
1g	8911-1GE2	8911-1GF1	8911-1GF1S	8911-1GF2	8911-1GM1		
2g	8911-2GE2	8911-2GF1	8911-2GF1S	8911-2GF2	8911-2GM1	—	
5g	8911-5GE2	8911-5GF1	8911-5GF1S	8911-5GF2	8911-5GM1		
10g	8911-10GE2	8911-10GF1	8911-10GF1S	8911-10GF2	8911-10GM1	8911-10GM1C	
20g	8911-20GE2	8911-20GF1	8911-20GF1S	8911-20GF2	8911-20GM1	8911-20GM1C	
50g	8911-50GE2	8911-50GF1	8911-50GF1S	8911-50GF2	8911-50GM1	8911-50GM1C	
100g	8911-100GE2	8911-100GF1	8911-100GF1S	8911-100GF2	8911-100GM1	8911-100GM1C	
200g	8911-200GE2	8911-200GF1	8911-200GF1S	8911-200GF2	8911-200GM1	8911-200GM1C	cylinde
500g	8911-500GE2	8911-500GF1	8911-500GF1S	8911-500GF2	8911-500GM1	8911-500GM1C	
1kg	8911-1KGE2	8911-1KGF1	8911-1KGF1S	8911-1KGF2	8911-1KGM1	8911-1KGM1C	
2kg	8911-2KGE2	8911-2KGF1	8911-2KGF1S	8911-2KGF2	8911-2KGM1	8911-2KGM1C	
5kg	8911-5KGE2	8911-5KGF1	8911-5KGF1S	8911-5KGF2	8911-5KGM1	8911-5KGM1C	
10kg	8911-10KGE2	8911-10KGF1	8911-10KGF1S	8911-10KGF2	8911-10KGM1	8911-10KGM1C	
20kg	8911-20KGE2	8911-20KGF1	8911-20KGF1S	8911-20KGF2	8911-20KGM1	8911-20KGM1C	

https://precishop.hu

WEIGHT SETS

INSPECTION CERTIFICATE

- Supplied with manufactu e inspection ce tificate

8910-200GF1

CLASS AND MATERIAL

Specification	Code				
	E2 (non-magnetic stainless steel)	F1 (non-magnetic stainless steel)	F1 (304 stainless steel)	F2 (304 stainless steel)	M1 (304 stainless steel)
1mg~100g	8910-100GE2	8910-100GF1	8910-100GF1S	8910-100GF2	8910-100GM1
1mg~200g	8910-200GE2	8910-200GF1	8910-200GF1S	8910-200GF2	8910-200GM1
1mg~1kg	8910-1KGE2	8910-1KGF1	8910-1KGF1S	8910-1KGF2	8910-1KGM1
1mg~2kg	8910-2KGE2	8910-2KGF1	8910-2KGF1S	8910-2KGF2	8910-2KGM1
1mg~5kg	8910-5KGE2	8910-5KGF1	8910-5KGF1S	8910-5KGF2	8910-5KGM1

SPECIFICATION AND SHAPE

Weight	Specification				
	1mg~100g	1mg~200g	1mg~1kg	1mg~2kg	1mg~5kg
1mg	⬟	⬟	⬟	⬟	⬟
2mg	⬟ ⬟	⬟ ⬟	⬟ ⬟	⬟ ⬟*	⬟ ⬟*
5mg	⬟	⬟	⬟	⬟	⬟
10mg	⬟	⬟	⬟	⬟	⬟
20mg	⬟ ⬟	⬟ ⬟*	⬟ ⬟*	⬟ ⬟*	⬟ ⬟*
50mg	⬟	⬟	⬟	⬟	⬟
100mg	⬟	⬟	⬟	⬟	⬟
200mg	⬟ ⬟	⬟ ⬟*	⬟ ⬟*	⬟ ⬟*	⬟ ⬟*
500mg	⬟	⬟	⬟	⬟	⬟
1g	▮	▮	▮	▮	▮
2g	▮ ▮	▮ ▮	▮ ▮	▮ ▮*	▮ ▮*
5g	▮	▮	▮	▮	▮
10g	▮	▮	▮	▮	▮
20g	▮ ▮*	▮ ▮	▮ ▮*	▮ ▮*	▮ ▮*
50g	▮	▮	▮	▮	▮
100g	▮	▮	▮	▮	▮
200g		▮ ▮*	▮ ▮*	▮ ▮*	▮ ▮*
500g			▮	▮	▮
1kg			▮	▮	▮
2kg				▮ ▮*	▮ ▮*
5kg					▮
Quantity	21 pcs	23 pcs	25 pcs	27 pcs	28 pcs
Total range	1mg~211 1g	1mg~ 311 1g	1mg~2111 1g	1mg~ 3111 1g	1mg~11111 1g

⬟ sheet ▮ cylinde

⬟* sheet, with ma k ▮* cylinde , with ma k

https://precishop.hu

SALT SPRAY TESTERS, TEMPERATURE AND HUMIDITY CHAMBERS

37

Salt Spray Testers
Page 922

Temperature And Humidity Chambers
Page 923-925

https://precishop.hu

SALT SPRAY TESTER
CODE SFT-S210R

- Using lastic recision nozzle an conical s ray evice, the salt s ray ro s evenly an ra i ly, the nozzle has a long working life an oes not crystallize
- The s raying time can be controlle internally without external time relay
- The flow rate of salt water an the ressure of com resse air are regulate by flow meter an ressure regulating valve to ensure uniform salt s ray settlement
- Manual water a ing system can automatically re lenish when the water level is insufficient to ensure uninterru te test

SPECIFICATION

Test condition	suitable for neutral an aci salt s ray test
Chamber dimension (WxHxD)	900×500× 300mm
Chamber 8olume	270L
Saline tan - 8olume	25L
Chamber temperature	35±1°C
Saturated barrel temperature	47±1°C
Saline temperature	35±1°C
Heating mode	heat ra iation
Spray mode	continuous, intermittent
Test fluid	neutral: urifie water+so ium chlori e (PH 3.5~7.2)
Compressed air pressure	2~3kgf/cm²
Power supply	AC 220V, 1Ø, 50HZ, 2kW
Dimension (WxHxD)	15 30×1250×910mm
Weight	118kg

STANDARD DELIVERY

Main unit	1 c
Stic -	1 grou
Sodium chloride	2 bottles
10L salt water preparation measuring cup	1 c
80ml standard cup	2 cs
50ml metering cup	2 cs

OPTIONAL ACCESSORY

Nozzle	**SFT-S210R-NOZZLE**
Brine Filter	**SFT-S210R-FILTER**

https://precishop.hu

DESKTOP TEMPERTURE AND HUMIDITY CHAMBER
CODE THT-Z158

- Table esign, quiet an small
- Equi e with o eration system with 7-inch touch screen controller
- Intelligent refrigeration an ehumi ification system, it can save 30~45% of electricity com are with tra itional machines
- Out ut excel ata re ort through USB ort

SPECIFICATION

Chamber dimension (WxHxD)		300×350×300mm
Chamber 8olume		32L
Temperature range		-40~120°C
Humidity range		20~98%RH
Temperature <humidity uniformity		≤2°C, ±3%RH
Temperature <humidity fluctuation		±0.5°C, ±2.5%RH
Temperature <humidity stability		±0.3°C, 2.5%RH
Warm up time		1~3°C/min
Cooling time		0.7~1°C/min
Operation en 8ironment	**en 8ironment temperature**	5~35°C
	relati 8e humidity	≤85%RH
Material	**case material**	col rolle steel late+varnish
	chamber material	SUS#304 stainless steel
	thermal insulation material	olyurethane foam
Cooling system		com ressor
Protector		com ressor overloa rotection switch, refrigerant high ressure rotection switch, ceramic fuse, water late of water shortage rotection switch, electromagnetic switch, air burn rotection switch, alarm
Power supply		AC220, 50/ 30HZ, 2kW
Dimension (WxHxD)		550×850×1050mm
Weight		185kg

STANDARD DELIVERY

Main unit	1 c
Test hole	1 c
Shelf	2 cs

https://precishop.hu

THT-A101T

- The chamber is equi e with an in e en ent o eration system with 7-inch or 10.1-inch touch screen contuoller
- Intelligent refrigeration an ehumi ification system, combine with energy-saving control algorithm, can a just the refrigeration level an save energy. Com are with tra itional machines, it can save 30~45% of electricity
- It can out ut excel ata re ort through USB ort

SPECIFICATION

Code		THT-A101T	THT-A102T	THT-A103T	THT-A104T	THT-A105T
Chamber dimension (WxHxD)		500× 300×500mm	500×500×400mm	500×750× 300mm	700×850×700mm	1000×1000×1000mm
Chamber 8olume		150L	100L	225L	41 3L	1000L
Temperature range		-40~150°C				
Humidity range		10~98%RH				
Temperature <humidity fluctuation		±0.5°C, ±2.5%RH				
Temperature <humidity uniformity		<2°C, 5%RH				
Temperature <humidity stability		0.2°C, 2%RH				
Temperature <humidity de 8iation		±2°C, 3%RH				
Warm up time		about 3°C/min				
Cooling time		about 1°C/min				
Material	case material	col rolle steel late+varnish				
	chamber material	SUS#304 stainless steel				
	thermal insulation material	rigi olyurethane foam				
Cooling system		com ressor				
Protector		no fuse switch, com ressor over ressure, overheat rotection, overtem erature rotection, overloa rotection, ry burning rotection, water shortage rotection, etc				
Power supply		AC220V, 50HZ, 4.5kW	AC220V, 50HZ, 2kW	AC380V, 3Ø, 50HZ, 4kW	AC380V, 3Ø, 50HZ, 3.5kW	AC380V, 3Ø, 50HZ, 3.5kW
Dimension (WxHxD)		800×1 3 30 ×1400mm	750×1550 ×1170mm	850×1750 ×1200mm	950×1850 ×1400mm	1300×1950 ×1850mm
Weight		3 35kg	285kg	385kg	510kg	950kg

STANDARD DELIVERY

Main unit	1 c
Test hole	1 c
Shelf	2 cs

https://precishop.hu

PROGRAMMABLE TEMPERATURE AND HUMIDITY CHAMBER (PROFESSIONAL TYPE)
CODE HTT-A150

temperature and humidity control range diagram

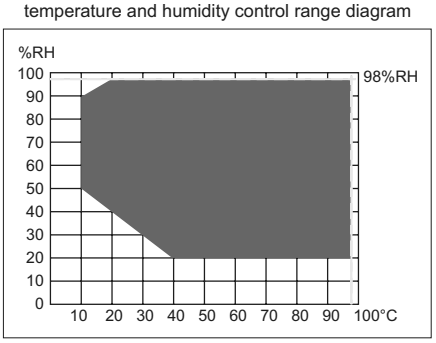

- The chamber is equi e with a stan alone o eration system an uses a 7-inch human-machine interface touch screen rogrammable controller
- A o t a vance balance tem erature an humi ity control system, ynamic PID an steam artial ressure control, HFC environmental refrigerant
- Remote control an ata acquisition can be erforme through the RS232 interface, an CSV ata files can be irectly ex orte to a USB flash rive

SPECIFICATION

Chamber dimension (WxHxD)		500× 300×500mm
Chamber volume		150L
Temperature range		-40~150°C
Humidity range		20~98%RH
Temperature/humidity deviation		±2.0°C, ±2.5%RH
Temperature/humidity fluctuation		±0.5°C, ±2.0%RH
Temperature/humidity uniformity		±2.0°C, ±3.0%RH
Warm up time		2.0~3.0°C/min (em ty)
Cooling time		1.0~1.5°C/min (em ty)
Cooling system		com ressor
Material	**case material**	ouble-sided galvanized steel plate+spray treatment
	chamber material	SUS#304 stainless steel
	thermal insulation	rigid polyurethane foam
Protector		total ower su ly hase sequence an out-of- hase rotection, leakage rotection, loa short-circuit rotection, a justable over-tem erature rotection, humi ification system water- eficit rotection, com ressor over- ressure rotection, etc.
Power supply		AC380V, 50Hz, 5kW
Dimension (WxHxD)		7 35×1 370×1575mm
Weight		370kg

STANDARD DELIVERY

Main unit	1 c
Test hole	1 c
Shelf	2 cs

https://precishop.hu

CODE	PAGE
00	
0010	730
0011	729
0020	718
0021	718
0022	717
01	
0110	728
0120	726
0130	732
0131	731
0132	732~733
0140	727
02	
0213	750
0215	750
0222	749
0231	748~749
03	
0310	754
0311	752
0312	755
0313	753
0314	755
0320	754
0321	751
04	
0411	720
0412	719
0431	722
0432	721
05	
0501	735
06	
0611	733
0612	734
11	
1102	19
1103	18
1106	29
1108	19
1109	20
1110	22
1111	24
1113	18
1114	19
1115	17
1117	30
1118	17
1119	20
1120	44
1121	43
1122	58

CODE	PAGE
1123	53
1124	40
1125	37~38
1128	47
1129	47
1130	21
1135	31
1136	30
1138	54
1139	24
1140	77
1141	69
1142	70
1143	73
1144	71
1145	77
1146	299
1147	70
1148	72
1149	68
1150	88
1151	90
1154	91
1155	85
1156	89
1157	86
1158	87
1160	419
1161	60
1162	65
1163	297
1165	62
1166	441
1167	65
1168	66
1169	51
1170	23
1171	23
1172	62
1176	45
1177	56
1178	48
1179	60
1180	218
1181	64
1183	52
1184	59
1185	50
1186	59
1187	50
1188	52
1189	212
1191	49
1192	55
1193	21
1195	17
1196	20
1199	46
12	
1201	24

CODE	PAGE
1202	25
1203	24
1204	24
1205	25
1207	31
1208	32
1210	32
1214	33
1215	33
1217	27
1223	26
1224	27
1226	28
1229	64
1233	26
1236	31
1238	26
1239	27
1240	74
1243	76
1244	76
1246	298
1247	74
1248	75
1249	75
1250	91
1251	92
1253	91
1262	45
1267	218
1273	63
1275	440
1281	64
1291	49
13	
1311	28
1312	28
1316	28
1338	54
1340	73
1341	73
1351	90
1376	46
15	
1501	213
1520	42
1521	57
1524	56
1525	58
1526	38~39
1527	61
1528	61
1530	41
1531	215
1532	53
1533	62
1534	53
1535	51
1536	63

CODE	PAGE
1537	219
1538	66
1539	63
1540	71
1543	68
21	
2103	229
2104	229
2108	233
2109	234
2112	227
2114	234
2115	231
2116	228
2117	236
2118	235
2121	280
2122	191
2124	182
2126	190
2127	195
2128	192
2131	284
2132	285
2133	239
2134	238
2137	233
2138	230
2139	230
2140	240
2141	80
2142	78
2143	81
2144	392
2145	81
2146	300
2147	299
2149	237
2151	281
2152	189
2153	188
2163	297
2164	297
2166	296
2167	296
2168	298
2170	500
2171	377
2174	376
2175	499
2176	377
2177	376
2179	499
2182	216
2183	211
2184	296
2186	295
2187	341
2188	210
2189	216

https://precishop.hu

C E	PAGE
2197	212
2198	500
2199	498
22	
2222	280
2223	283
2230	304
2231	305
2232	308
2233	307
2234	302
2235	303
2236	313
2237	311
2240	304
2241	306
2242	308
2243	307
2245	302
2246	312
2247	310
2250	315
2251	314
2252	95~96
2255	309
2256	309
2260	315
2261	314
2274	437
2275	387
2276	437
2278	438
2280	387
2281	439
2282	439
23	
2301	244
2302	247
2307	249
2308	243
2309	248
2310	246
2311	243
2313	242
2314	245
2316	249
2318	247
2321	281
2322	191
2324	246
2326	250
2328	247
2332	285
2333	285
2334	282
2341	79
2342	79
2343	78
2344	692

C E	PAGE
2348	197
2361	287
2363	288
2364	286
2365	287
2366	286
2367	293
2372	380
2373	380
2374	379
2380	222~223
2381	222~223
2383	224
2385	478
2386	225
2394	494
2395	198
2396	255
2397	494
2398	224
2399	225
24	
2421	186
2422	187
2423	192
2424	194
2425	187
2426	185
2428	196
2430	202
2480	226
25	
2501	232
2511	211
27	
2710	292
2711	284
2715	208
2716	209
2724	193~194
2771	381
28	
2801	244
2824	193~194
2825	190
2827	195
2828	192
2830	241
2840	483
2841	300
2843	692
2844	691
2846	482
2847	477
2849	440
2852	189
2853	188

C E	PAGE
2859	294
2860	289
2862	291
2863	291
2866	291
2870	291
2871	286
2872	287
2873	293
2874	294
2875	289
2876	293
2877	288
2878	292
2879	290
2880	222
2881	240
2882	249
2885	248
2886	242
2887	242
2888	244
2889	246
2890	241
2891	241
2892	243
2893	245
2894	245
2895	223
2896	223
2897	222
2898	225
2899	224
29	
2931	94
2941	200
2942	200
2943	220
2944	220
31	
3101	108
3102	110
3108	109
3109	111
3127	179~180
3128	181
32	
3202	113
3203	114
3205	121
3206	118
3208	116
3209	116
3210	115
3216	117
3220	169
3221	170
3222	172

C E	PAGE
3224	171
3225	173
3226	177
3227	178~179
3228	181
3229	171
3230	134
3231	116
3232	138
3233	141
3234	148
3235	121
3236	117
3238	151
3239	147
3240	82
3241	83
3260	144
3261	143
3262	147
3263	157
3264	157
3266	140
3280	150
3281	129
3282	154
3283	152
3285	158
3287	125
3288	146
3290	149
3291	133
3292	157
3293	158
3294	155
3296	125
3297	136
33	
3331	124
3332	122
3333	122
3334	295
3335	294
3338	153
3346	124
3350	104
3351	105
3352	139
3353	156
3354	135
3355	145
3356	142
3358	102
3359	103
34	
3400	115
35	
3506	119

https://precishop.hu

C E	PAGE
3520	170
3521	174
3522	199
3530	134
3532	138
3533	141
3534	148
3538	151
3539	147
3540	82
3560	144
3561	143
3562	148
3565	111
3566	140
3580	150
3581	130
3583	152
3588	146
3590	149
3591	133
3594	155
3597	136
36	
3632	106
3634	174
3635	175
3636	131
3638	176
3641	176
3650	137
3653	146
3658	140
3659	134
3661	107
3675	120
3676	153
3677	154
3678	170
3679	169
3680	127
3681	113
3682	112
3683	173
3684	172
3685	123
37	
3701	112
40	
4001	329
4002	333
4004	463
4006	463
41	
4100	322
4101	323
4103	321

C E	PAGE
4104	324
4105	319
4106	320
4107	326
4108	326
4110	336
4111	318
4118	336
4120	358
4121	365
4124	345
4128	346
4129	359~363
4130	354
4131	364
4139	355~357
4141	382
4142	459
4143	462
4144	381
4147	390
4155	465
4157	404
4158	465
4160	327
4164	325
4166	335
4168	350
4177	372
4178	373~374
4179	83
4180	390
4184	158
4190	349
4191	391
4192	336
4193	334
4194	334
4198	550
4199	159
42	
4206	201
4208	200
4209	201
46	
4601	409
4602	409
4605	410
4608	410
4621	412
4622	412
4623	411
4624	411
4630	420
4647	366
4649	352
4653	183~184
4662	350
4666	353

C E	PAGE
4676	351
4677	367~371
47	
4700	389
4701	387
4702	389
4706	389
4707	386
4710	382
4720	401
4721	399
4722	400
4723	400
4725	395
4726	396
4728	404
4731	394
4733	402
4734	396
4735	398
4737	397
4738	403
4739	402
4741	403
4745	388
4747	388
4754	389
4760	388
4762	388
4770	383
4771	405
4780	378
4781	378
4782	401
4786	398
4788	399
4789	394
4790	383
4791	384
4792	386
4793	385
4794	384
4795	386
4796	385
4797	379
4799	378
48	
4801	416
4802	416
4803	418
4804	416
4806	415
4807	415
4808	418
4809	418
4810	414
4812	415
4820	413
4824	414

C E	PAGE
4829	435
4830	421
4831	422
4832	422
4833	420
4834	423
4835	425
4836	422
4837	420
4838	424
4839	427
4840	426
4841	427
4842	417
4843	417
4844	219
4845	693
4846	426
4847	423
4848	423
4849	425
4850	425
4851	426
4852	421
4853	419
4854	417
4855	421
4860	414
4865	215
49	
4902	501
4903	502
4905	502
4906	501
4907	502
4908	502
4910	503
4911	505
4912	503
4913	504
4914	505
4917	507
4918	506
4921	504
4922	504
4923	506
50	
5013	447
5021	443
5022	443
5023	444
5024	444
5031	444
5032	444
5041	445
5042	445
5051	445
5052	445
5061	446

https://precishop.hu

C E	PAGE
5062	446
5063	446
5064	428
5071	428
5072	428
5081	447
5091	447
51	
5101	636
5102	638
5103	640
5104	637
5106	646
5107	642
5108	639
5109	641
52	
5201	728
53	
5301	603
5302	597
5303	602
5305	648
5307	618
5309	629~630
5310	609~610
5311	631~632
5313	604
5314	475~476
5315	600~601
5316	615
5317	616~617
5318	605
5319	621
5320	598~599
5322	619~620
57	
5700	698
5701	697~698
5702	694
5704	698
58	
5801	724
5802	724
5803	725
5804	736
5805	736
5806	723
59	
5900	735
61	
6140	34
6141	76
6143	51

C E	PAGE
6144	35
6145	36
6146	36
62	
6200	268
6201	268
6202	268
6207	269
6208	266
6210	266
6211	269
6212	269
6214	270
6215	269
6216	268
6217	270
6219	265
6221	268
6224	267
6225	271
6226	270
6227	271
6228	267
6229	265
6230	271
6250	308
6251	303
6252	306
6254	315
6255	309
6272	267
6282	250~252
6284	226
6291	264
6293	263
6294	264
6295	264
6296	263
6297	263
6298	226
63	
6300	159
6301	160
6302	160
6307	163
6309	34
6310	161
6312	342
6315	159
6316	340
6317	343
6318	162
6319	344
6331	347
6332	348
6333	347
6353	163
6354	163
6372	164

C E	PAGE
6373	164
6375	167
6377	166
6381	166
6384	165
6385	164
6386	165
6387	165
6388	167
6389	166
6391	400
65	
6511	462
6512	460~461
6513	467
6519	469
6520	469
6521	468
6523	467
6524	468
6526	469
6527	466
6528	468
6531	462
6533	461
6534	461
6535	464
6536	466
6537	459
6538	466
6539	459
6540	333
6547	464
6548	464
6549	465
6553	493
6554	493
6555	494
6556	493
6557	493
6558	481
6562	480
6566	479
6567	480
6568	480
6571	478
6572	479
6573	479
6582	470
6583	473
6584	471
6585	472
6586	472
6587	472
6588	473
68	
6801	457
6802	453
6803	453

C E	PAGE
6804	454
6805	455
6806	454
6832	424
6841	272
6842	276
6843	98
6844	97
6845	277
6846	277
6847	99
6852	392
6862	275
6863	274
6864	274
6865	278
6866	272
6867	273
6869	275
6870	273
6874	331
6875	763
6876	272
6878	458
6879	463
6880	83
6881	328
6882	330
6883	327
6884	332
6885	550
6886	327
6887	455
6888	455
6889	456
6890	457
6891	458
6892	458
6896	452
6897	456
6898	452
69	
6900	450
6902	451
6903	451
6990	442
71	
7101	516
7102	517
7106	261
7107-1	262
7107-11	260
7107-11V	260
7107-12	260
7107-12V	260
7107-2	262
7107-3	262
7110	436
7111	391

https://precishop.hu

C E	PAGE
7113	434
7114	203
7115	204
7116	204
7117	390
7118	391
7119	435
7120	439
7121	435
7122	434
7123	436
7130	256~257
7131	256
7134	258~259
7135	202
7136	203
7137	201
7139	432
7140	432
7141	430
7142	432
7143	433
7144	433
7145	433
7146	434
7150	92
7160	667
7161	668
7162	667
7163	668
7164	668
72	
7202	441
7203	441
7205	440
7212	259
7230	442
7231	442
7232	442
7240	429
7241	429
7247	430
7260	430
7261	429
7262	429
73	
7302	12~14
7304	15
7305	8~11
7315	4~7
7317	2~3
7321	177
7324-HUB4	15
7324-HUB7	15
7325-ADD5	15
7325-ADD10	15
7327-FS	15
7327-SW	15
7330	254

C E	PAGE
7331	253
7332	253
7333	253
7338	443
7340	337
7341	338
7342	337
7344	339
7345	337
7350	198
7351	197
7353	198
7360	236
7381	131
7382	126
7383	132
7384	128
7385	177
7386	161
7390	128
7391	133
7393	132
7394	126
75	
7511	663
7512	666
7513	665
7514	663
7515	663
7516	660
7517	660
7520	660
7521	660
7522	665
7523	666
7524	663
7525	661
7526	662
7527	664
7528	664
7529	665
7530	667
76	
7600	725
80	
8001	910
8002	910
8003	912
81	
8101	911
8105	909
82	
8201	915
8202	915
8203	917
8204	916~917

C E	PAGE
83	
8301	909
8303	907
8304	906
8305	908
8310	905
84	
8401	914
85	
8501	913
86	
8601	911
8602	912
87	
8701	918
89	
8910	920
8911	919
91	
9132	747
92	
9216	740
9219	743
9223	715
9224	716
9225	715
9241	739
9242	741
9246	742
9247	741
93	
9315	744
9341	726
9351	731
9353	730
9362	753
94	
9401	517
9408	518
9410	484
9411	492
9412	491
9413	485~486
9414	487~488
9415	489~490
95	
9501	688
9503	690
9511	693
9561	719

C E	PAGE
9563	431
96	
9643	839
9651	738
97	
9710	696
9720	718
9721	745
9722	745
9723	745
99	
9911	739
ALT	
ALT-P150	519
CMM	
CMM-BE□□□	543~544
CMM-CM□□□	543~544
CMM-LM□□□	541~542
CMM-MN432	537~538
CMM-ST□□□	539~540
CST	
CST-D101	842
CST-D102	842
C	
DBC-M660	757
SW	
DSW-A010	725
EMU	
EMU-S340	705
GRL	
GRL-L340	508
H T	
HDT-AMV338	808~809
HDT-B-□□□	840~841
HDT-B430	827
HDT-CB320	819~820
HDT-CRS200	789~790
HDT-DMV90	806~807
HDT-L410	826
HDT-L411	828
HDT-LP200	824
HDT-LP200B	824
HDT-MB610	815
HDT-MB710	815
HDT-MBE320	814
HDT-MVE1300	804
HDT-MVH1100	805
HDT-PB350	832
HDT-RA151	800
HDT-RH411	798

https://precishop.hu

C E PAGE

HDT-RM421.....797
HDT-RSR100.....803
HDT-RT151.....793~794
HDT-RT152.....793~794
HDT-RT153.....793~794
HDT-RW160.....802
HDT-VE03.....810~811
HDT-VE14.....810~811
HDT-VE35.....810~811
HDT-VE56.....810~811
HDT-VH05.....812~813
HDT-VH11.....812~813
HDT-VH31.....812~813
HDT-VH51.....812~813
HDT-WL320.....819~820
HDT-WP201.....825

HES

HES-H022.....885~886
HES-H055.....885~886
HES-H107.....885~886

HSM

HSM-A310.....526

HTT

HTT-A150.....925

IS R

#SBR-H181.....831

IS

#SD-CL□□□.....593
#SD-E320.....582~583
#SD-E430.....582~583
#SD-F432.....575~577
#SD-H210.....579~580
#SD-H320.....579~580
#SD-H430.....579~580
#SD-V150A.....581~582
#SD-V220□□□.....584~585
#SD-V250A.....581~582
#SD-V270□□□.....584~585
#SD-V300A.....581~582
#SD-V370□□□.....584~585
#SD-V400A.....581~582
#SD-V500N.....586~587
#SD-V501N.....586~587
#SD-V500HN.....586~587
#SD-V501HN.....586~587
#SD-VMM□□□.....595~596
#SD-W3150.....578~579

ISE

#SE-2DT.....497
#SE-L051.....496
#SE-L051L.....496

ISF

#SF-1DF□□□.....872
#SF-DF□□□.....870

C E PAGE

#SF-DFAT1.....871
#SF-DFAT2-□□□.....871
#SF-F□□□.....873
#SF-H20A.....876
#SF-H20D.....876
#SF-MH2.....876
#SF-MT1K.....872
#SF-MT500.....873
#SF-P□□□.....874
#SF-P30A.....877
#SF-P30D.....877
#SF-RH62.....875
#SF-RV61.....875
#SF-S□□□.....869
#SF-TG□□□.....877
#SF-U055.....868
#SF-U101.....868
#SF-U202.....868
#SF-V10A.....876
#SF-V10D.....876

ISGF

#SGF-0501.....442
#SGF-0901.....442

ISH

#SHB-B300.....835
#SHB-C161.....833
#SHB-H131.....833
#SHB-MSA.....816
#SHB-P151.....831

ISH

#SH-BL01.....818
#SH-BRV.....817
#SH-DSA.....836
#SH-DSD.....836
#SH-DSOO.....836
#SH-DS-STANDA.....837
#SH-MR150.....799
#SH-MRD200.....795
#SH-OS2.....838
#SH-PHB.....821
#SH-PHB-B.....822
#SH-PH-SP9.....829
#SH-R150.....801
#SH-RD200.....796
#SH-S30A.....837
#SH-S30D.....837
#SH-SAM.....838
#SH-SDM.....838
#SH-SPHA.....823
#SH-ST02.....818
#SH-STAC.....839
#SH-STD.....839

ISHR

#SHR-B141.....830
#SHR-D121.....829
#SHR-M111.....830
#SHR-P101.....832

C E PAGE

#SHR-P151.....831
#SHR-T100.....791~792
#SHR-T200.....791~792
#SHR-T300.....791~792

ISHW

#SHW-B70.....834
#SHW-B75.....834
#SHW-B92.....834
#SHW-H□□□.....835
#SHW-L20.....834
#SHW-L20A.....834
#SHW-L20B.....834

ISL

#SL-A1-□□□.....510~511
#SL-A5-□□□.....510~511
#SL-B1-□□□.....511~512
#SL-B5-□□□.....510~512
#SL-DR2.....513
#SL-DR3.....513
#SL-LCD7.....514
#SL-SET1.....515

ISM

#SM-AD-□□□.....659
#SM-CM20.....653~654
#SM-CM63.....651~652
#SM-CT820.....622
#SM-DL300.....606~607
#SM-DL301.....606~607
#SM-DL302.....608
#SM-DL400.....624~625
#SM-DL510.....613~614
#SM-DL520.....611~612
#SM-DL-COAX #AL.....627
#SM-DL-LED.....627
#SM-DL-OB□□□.....628
#SM-DL-STAGE1.....626
#SM-LED-100L4.....626
#SM-LED-9245R.....626
#SM-LED-BRACKET.....627
#SM-LED-CTRL.....626
#SM-MAS100.....657~658
#SM-MP8B.....655~656
#SM-MV10.....652
#SM-PM100.....659
#SM-PM20.....659
#SM-PM40.....659
#SM-PM50.....659
#SM-PM200SA.....633
#SM-PM200SB.....633
#SM-POL1000.....649
#SM-WF200.....634~635
#SM-ZS100.....644
#SM-ZS100T.....644
#SM-ZS200.....643
#SM-ZS30.....647
#SM-ZS50.....645
#SM-ZS50T.....645
#SM-ZS70-S.....650

C E PAGE

#SM-ZS-LED.....627

IS

#SO-1000FN.....690
#SO-1200FN.....689
#SO-8000FN.....687

ISP

#SP-A1000E.....559~560
#SP-A3000E.....563~564
#SP-A5000E.....561~562
#SP-A6000.....567~568
#SP-A6000E.....567~568
#SP-A7000E.....565~566
#SP-AZ3020.....561~562
#SP-W3020.....563~564
#SP-W4025.....565~566
#SP-Z3015.....559~560

ISQ

#SQ-01-□□□.....545~547
#SQ-02-□□□.....545~547
#SQ-03-□□□.....545~547
#SQ-05-□□□.....545~547
#SQ-20-□□□.....548~549
#SQ-25-□□□.....548~549
#SQ-30-□□□.....548~549
#SQ-35-□□□.....548~549
#SQ-40-□□□.....548~549
#SQ-45-□□□.....548~549
#SQ-50-□□□.....548~549
#SQ-55-□□□.....548~549
#SQ-DG6.....694
#SQ-DG8.....695
#SQ-DRM31.....723
#SQ-PK100.....699
#SQ-RA600.....207
#SQ-RM30.....724
#SQ-TS120K.....716

ISR

#SR-C002.....776~777
#SR-C003.....784
#SR-C200.....774~775
#SR-C300.....778~780
#SR-CS□□□.....785
#SR-CS130-W.....784
#SR-LS□□□.....786
#SR-RS□□□.....786
#SR-T120.....781~783

IST

#ST-04TT□□□.....881
#ST-06TS1100.....883
#ST-06TS2000.....883
#ST-06TS350.....883
#ST-11WM□□□.....894~895
#ST-13W□□□.....892
#ST-15W□□□.....893
#ST-19WM□□□.....898
#ST-25WM□□□.....897~898

https://precishop.hu

C E	PAGE
#ST-2W□□□	889~890
#ST-3SD200	884
#ST-3SD400	884
#ST-3SD50	884
#ST-4W□□□	891
#ST-5W135A	900
#ST-5W200A	900
#ST-5W30A	900
#ST-5W340A	900
#ST-9WM□□□	896
#ST-DCT10	880
#ST-DCT2	880
#ST-DCT20	880
#ST-DCT5	880
#ST-DT2000	903
#ST-DT3500	903
#ST-DT5500	903
#ST-DT7500	903
#ST-DTT1	879
#ST-DTT10	879
#ST-DTT5	879
#ST-DW□□□	899
#ST-MG100	885
#ST-MG250	885
#ST-MG360	885
#ST-MG600	885
#ST-PW□□□	899
#ST-SD50	883
#ST-SD200	883
#ST-SD400	883
#ST-ST□□□	902~903
#ST-TM□□□	901
#ST-TT□□□	882
#ST-W□□□	888
#ST-WP6	887
#ST-WS□□□	887
ISU	
#SU-100D	713
#SU-250C	712
#SU-300D	711
#SU-700D	710
#SU-710D	709
#SU-720D	708
#SU-800D	706
#SU-810D	707
#SU-PB3	534
#SU-PB5	535
#SU-S□□□	714
ISV	
#SV-1H□□□	684
#SV-1HLED	685
#SV-1LED1	685
#SV-2CAM	685
#SV-E30	680
#SV-E40	679
#SV-K□□□	676
#SV-L	672~674
#SV-P6	677
#SV-S	675

C E	PAGE
#SV-S106	678
#SV-T105	678
#SV-VP280	683
#SV-Y	670~671
ISY	
#SY-100	555~556
#SY-200	551
#SY-300	553
#SY-400	554
#SY-500	552
#SY-600	557
#SY-700	592
ITM	
#TM-S□□□	866~867
#TM-U32	867
L M	
LDM-030	520
LDM-065	520
LDM-D090	521
MLP	
MLP-10□□□	854
MLP-20□□□	854
MLP-30□□□	854
MLP-40□□□	854
MLP-50□□□	854
MLP-60□□□	854
MLP-CM□□□	856
MLP-CM60	845
MLP-CM86	846
MLP-DL□□□	857
MLP-DQ□□□	854
MLP-DR□□□	855
MLP-GP260	848
MLP-GP270	849
MLP-GP280	849
MLP-GP305	847
MLP-GP314	850
MLP-HCM102	844
MLP-MP25	853
MLP-MP30	852
MLP-MP43	851
MLP-MP53	851
MLP-MP62	852
MLP-OL□□□	855
MLP-QM□□□	856
MLP-QP1	857
MLP-QP2	857
MLP-RA	857
MPI	
MP #-HD130	534
MP #-HF360	534
MP #-P110	533
MP #-P220	533
MP #-P330	533
ES	

C E	PAGE
OES-T350	522~523
PHT	
PHT-C751	699
PIC	
P #C-D155	751
PPF	
PPF-BF62	701
QMS	
QMS-A110	573~574
QMS-A200	573~574
QMS-A220	571~572
QMS-A315	571~572
QMS-A320	571~572
QMS-A450	569~570
QMY	
QMY-AP32	701
RCT	
RCT-300	759~760
RCT-RA260	761~762
RFS	
RFS-BT□□□	878
RFS-HSK□□□	878
RXT	
RXT-BM301	535
SFT	
SFT-S210R	922
SPM	
SPM-1000	764~765
SPM-2000	766~767
SPM-4000	772~773
SPM-5000	768~769
SPM-6000	770~772
SPT	
SPT-AD21	700
TGI	
TG #-□□□	374
TH	
THD-PF34	702
THL	
THL-A01	756~757
THT	
THT-A□□□	924
THT-Z158	923
TLP	
TLP-300H	529

C E	PAGE
TLP-400E	528
TLP-P340	527
UF	
UFD-T680	531~532
UTM	
UTM-E□□□	859
UTM-EX□□□	865
UTM-F□□□	862~863
UTM-H□□□	864~865
UTM-S□□□	861
UTT	
UTT-M□□□	860
VMM	
VMM-L□□□	588~589
VSP	
VSP-201	681~682
XRF	
XRF-B210	524~525

https://precishop.hu

HAFT DIAM T R

Dial nap Gages
2186-
(page 295)

Adjustable nap Gages
2187- **(page 341)**

Indicating Micrometers
3332-, 3333-
(page 122)

Micrometers With Dial Indicator
3296-, 3331-, 3346-, 3685-
(page 123-125)

Dial nap Gages
3335-, 3334-
(page 294-295)

Outside Micrometers
(page 108-117)

Universal Calipers
1125-
(page 37-38)

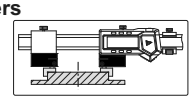

Digital/Dial/Vernier Calipers
(page 17-33)

xternal Caliper Gages
2131-, 2333-, 2332-, 2132-
(page 284-285)

Circumference Tapes
(page 203-204)

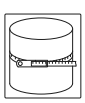

Internal And xternal Diameter Comparison Instruments
6844-, 6843-
(page 97-98)

T RNAL GROOV DIAM T R

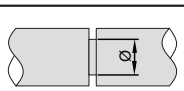

Digital Blade Calipers
1188-, 1532-
(page 52-53)

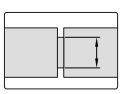

Blade Micrometers
3232-, 3532-, 3650-
(page 137-138)

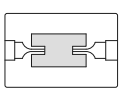

High Precision Digital Blade Micrometers/ nap Gages
3352-
(page 139)

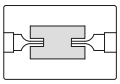

Digital Outside Neck Calipers
1187-
(page 50)

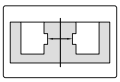

Digital Calipers With Interchangeable Points
1526-, 1124-, 1530-
(page 38-41)

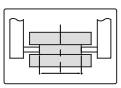

Universal Calipers
1125-
(page 37-38)

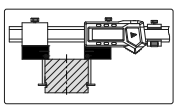

xternal Caliper Gages
2131-, 2333-, 2332-, 2132-
(page 284-285)

Outside Calipers
7262-, 7241-
(page 429)

ARC RADIU

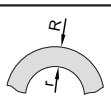

Outside Diameter Variation Measuring Instruments
2715-
(page 208)

Outside Diameter Measuring Instruments
2716-
(page 209)

Digital Radius Gages
2183, 2197, 2511
(page 211-212)

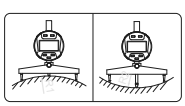

Digital Radius Gages
2188-, 1501-
(page 210/213)

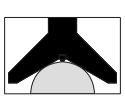

Digital Arc Radius Calipers
1189-
(page 212)

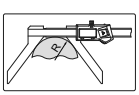

Radius Gages
4801-, 4804-
(page 416)

https://precishop.hu

APPLICATION IND OF M A URING TOOL

BOR DIAM T R

Digital/Dial/Vernier Calipers With Internal Measuring >aws
(page 17-33)

Universal Calipers
1125-
(page 37-38)

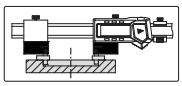

Carbon Fiber Comparison Gages
2931-
(page 94)

Comparison Gages
2252-
(page 95-96)

Digital Inside Knife- dge Calipers
1123-, 1138-
(page 53-54)

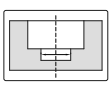

Inside Micrometers
3220-, 3520-, 3679-
(page 169-170)

Three Points Internal Micrometers
3227-, 3127-, 3228-, 3128-
(page 178-181)

Pistol Grip Three Points Bore Gages
2124-
(page 182)

Tubular Inside Micrometers
(page 170-175)

plit Type Dial Bore Gages
(page 185-186)

Bore Plug Gages
4653-
(page 183-184)

Bore Gages
(page 187-199)

Telescoping Gages
4208-, 4206-, 4209-
(page 200-201)

Inside Calipers
7261-, 7240-
(page 429)

Internal Caliper Gages
(page 280-284)

Taper Bore Gages
4852-, 4855-
(page 421)

Pin Gages
(page 334-336)

Plain Plug Gages
(page 345-348)

Taper Gages
4833-, 4837-
(page 420)

Tape Bore Gages
2430-
(page 202)

Internal And xternal Diameter Comparison Instruments
6844-, 6843-
(page 97-98)

DIAM T R OF GROOV IN ID HOL

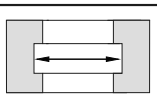

Universal Calipers
1125-
(page 37-38)

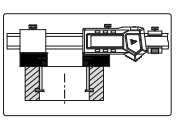

Carbon Fiber Comparison Gages
2931-
(page 94)

Comparison Gages
2252-
(page 95-96)

https://precishop.hu

Digital Calipers With Interchangeable Points
1526-, 1124-, 1530-
(page 38-41)

Inside Groove Calipers
(page 42-49)

Accessory ets For Digital Calipers
6144, 6145-, 6146-
(page 35-36)

Internal Caliper Gages
(page 280-284)

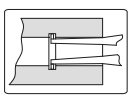

WIDTH AND PO ITION OF GROOV IN ID HOL

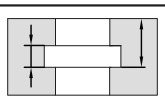

Digital Hook Calipers
1122-
(page 58)

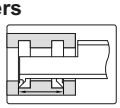

Depth Gages With Hook
1142-, 1144-
(page 70-71)
1540-, 1248-, 1243-
(page 71/75-76)

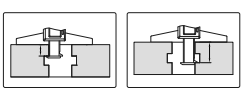

Digital Depth Gages With Round Depth Bar
1148-
(page 72)

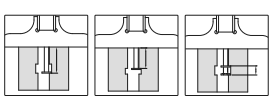

Groove Micrometers
3287- **(page 125)**

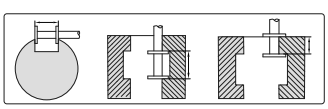

Digital Groove Gages
2145-
(page 81)

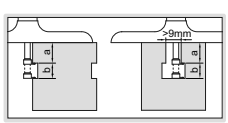

Digital Groove Measurement tands
6870-
(page 273)

DIAM T R OF BOR WITH CHAMF R

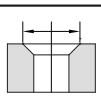

Internal Chamfer Gages
2941-, 2942-
(page 200)

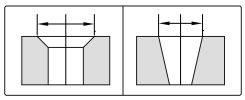

CHAMF R

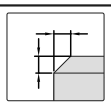

Chamfer Gages
4844-, 1180-, 1267-
(page 218-219)

Digital Chamfer Gages
1537-
(page 219)

Chamfer Height Gages
2943-, 2944-
(page 220)

TUB WALL THICKN

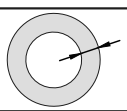

Ultrasonic Thickness Gages
(page 705-713)

Digital Tube Thickness Calipers
1161-
(page 60)

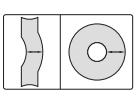

Cylindrical Anvil Tube Micrometers
3261-, 3561-
(page 143)

pherical Anvil Tube Micrometers
3260-, 3560-, 3355-
(page 144-145)

Tube Thickness Gages
2876-, 2367-, 2859-
(page 293-294)

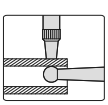

Digital Tube Thickness Gages
2873-
(page 293)

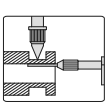

https://precishop.hu

APPLICATION IND OF M A URING TOOL

H IGHT

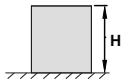

Digital Height Gages
1155-, 1157-, 1158-
(page 85-87)

Height Gages
(page 88-92)

Dial Indicator tands
(page 272-277)

Transfer tands
6865-
(page 278)

Mini Digital Height Gages
1146-, 1246-
(page 298-299)

Digital/Dial Height Gages
2147-, 2146-
(page 299-300)

D PTH

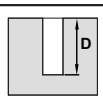

Depth Gages
(page 68-71)

Depth Gages With Point
1143-
(page 73)

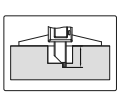

Depth Gages With Hook
1142-, 1144- **(page 70-71)**
1540-, 1248-, 1243-
(page 71/75-76)

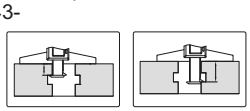

Digital Depth Gages With Round Depth Bar
1148- **(page 72)**

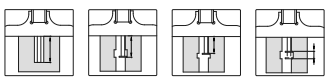

Mini Depth Gages
1244-, 1145-, 1140-
(page 76-77)

Dial/Digital Depth Gages
2343-, 2142-, 2341-, 2342-, 2141-
(page 78-80)

Depth Micrometers
3540-, 3240-, 3241-
(page 82-83)

Digital/Dial/Vernier Calipers
With Depth Bar
(page 17-33)

THICKN

Thickness Gages
(page 286-292)

Digital nap Gages
2166-, 2167-, 2163-, 1163-
(page 296-297)

xternal Caliper Gages
2131-, 2333-, 2332-, 2132-
(page 284-285)

HAFT DIAM T R IN ID HOL

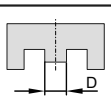

Caliper Type Micrometers
3238-, 3538-
(page 151)

>aw Type Micrometers
3283-, 3583-
(page 152)

Digital Outside Neck Calipers
1187-
(page 50)

LOT WIDTH

https://precishop.hu

Taper Gages
4833-, 4837-
(page 420)

Taper lot Gages
1160-, 4630-
(page 419-420)

Internal Caliper Gages
(page 280-284)

Feeler Gages
(page 409-411)

tep And Gap Gages
2168-
(page 298)

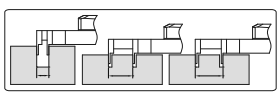

Groove Micrometers
3287- **(page 125)**

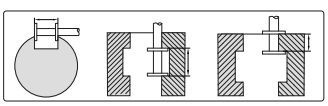

HOL C NT R-TO-C NT R AND C NT R-TO- DG DI TANC

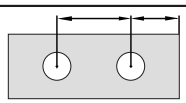

Digital Centering Calipers
1192-, 1177-, 1525-,
1524-, 1521-
(page 55-58)

Universal Calipers
1125-
(page 37-38)

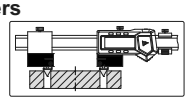

Accessory ets For Digital Calipers
6144, 6145-, 6146-
(page 35-36)

ANGL

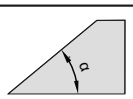

Protractors
(page 376-379)

Digital Angle Meters
2177-
(page 376)

Protractors
2374-, 2372-, 2373-, 2771-
(page 379-381)

quares
4745-, 4747-, 4760-, 4762-, 4706-, 4754-
(page 388-389)

Angle Gages
4806-, 4807
(page 415)

Angle Gage Blocks
4002-, 6540-
(page 333)

Digital Levels And lope Meters
2175-, 2179-, 2170-,
2199-, 2198-
(page 498-500)

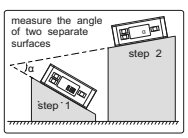

TRAIGHTN AND FLATN

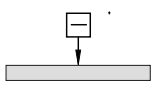

traight dges
(page 389-391)

traightness/Flatness Gages
2144-
(page 392)

Flatness Measurement tands
6852-
(page 392)

Optical Flats
4191-
(page 391)

QUAR N

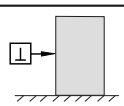

quares
4141-, 4144-, 4710-
(page 381-382)

Granite quares With V Groove
4142-, 6539-
(page 459)

https://precishop.hu

Perpendicularity Testers
4770-
(page 383)

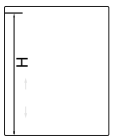

quares
(page 383-387)

COA IALITY AND RUNOUT

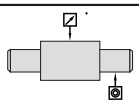

Concentricity Gages
(page 394-398)

Bench Centers
(page 398-404)

V-blocks
(page 452-456)

Magnetic V-blocks
(page 456-458)

DIAM T R OF CUTTING TOOL WITH ODD FLUT

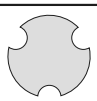

V hape Calipers
1229-, 1273-, 1539-
(page 63-64)

V-Anvil Micrometers
3290-, 3590-
(page 149)

G AR AND PLIN

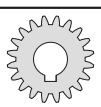

Digital Gear Tooth Calipers
1181-, 1281-
(page 64)

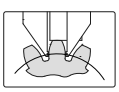

Disk Micrometers
(page 153-156)

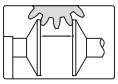

xternal Gear Tooth Micrometers
3291-, 3591-, 3636-
(page 131-133)

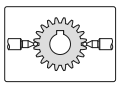

Internal Gear Tooth Micrometers
3638-
(page 176)

Internal Gear Tooth Micrometers
3678-
(page 170)

Gear Bore Gages
2428-
(page 196)

Universal Calipers
1125-
(page 37-38)

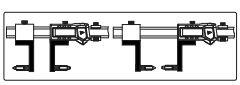

Digital Calipers With Interchangeable Points
1526-, 1124-
(page 38-40)

Gear Tooth Pitch Gages
4860-
(page 414)

K YWAY

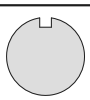

Keyway Depth Gages
2182-, 2189-
(page 216)

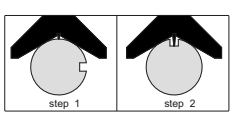

Keyway ymmetry Gages
4865-
(page 215)

Keyway ymmetry Digital Calipers
1531-
(page 215)

https://precishop.hu

THR AD

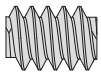

Threaded Hole Location Gages
4662-, 4676-
(page 350-351)

Thread Depth Gages
4649-, 4666-
(page 352-353)

3-Wires
7382-, 7394-
(page 126)

xternal crew Thread Micrometers
3281-, 3581-, 3680-
(page 127-130)

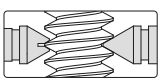

Internal crew Thread Micrometers
3641-, 3226-
(page 176-177)

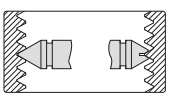

Thread Plug Gages
(page 354-371)

Thread Ring Gages
(page 358-365)

Pitch Gages
4824-, 4820-
(page 413-414)

Universal Calipers
1125- **(page 37-38)**

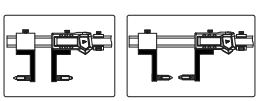

Digital Calipers With Interchangeable Points
1526-, 1124-
(page 38-40)

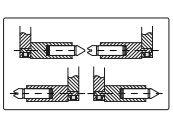

FOR OIL PIP AND FLANG

Thread Pitch Measuring Instruments
2235-, 2234-, 2245-
(page 302-303)

Thread Taper Measuring Instruments
2230-, 2231-, 2240-, 2241-
(page 304-306)

Thread Height Measuring Instruments
2232-, 2233-, 2242-, 2243-, 2255-, 2256-
(page 307-309)

Thread Crest Diameter Measuring Instruments
2237-, 2236-, 2246-, 2247-
(page 310-313)

Digital Groove Width Measuring Instrument
2250-, 2260-
(page 315)

Digital Groove Diameter Measuring Instrument
2251-, 2261-
(page 314)

Digital Calipers With Interchangeable Ball Tips
1527-, 1528-
(page 61)

Digital RT > Ring Groove Calipers
1179-
(page 60)

https://precishop.hu

INSIZE DO (BRASIL) LTDA
+ - + 5 340 7 !
' ! B
! ' .855 5 7 .00 7B 7 % 7B
- +55 .5 5 64 608 80
' 7 - @ z
- z

INSIZE USA
+ - 5 5 80 ! *) ; + 8005 5
- 470 7 540 7 55 50
9 2 - 470 7448 7477 .
' 7 - @ z
- z

INSIZE (CHINA) CO LTD.
+ - 80 0 % z $ *
5 .500 6 !
+8 3 75 . 5 7 380 6 6 6 6 8
9 2 - +8 3 75 . 5 7 3808508 .
' 7 - @ z
- z

INSIZE EUROPE S.L.
+ - + $ 8 48 . 30 * %
- + 84 7 64 74544 808
' 7 - @ z
- z 7

INSIZE INDIA
+ - B B 70 6 % 78 $ +j : !
+ 7 8800 5 8 #
- + 6 . 778 7 . 68 . 6 6 8 6 . 68 . 6 64 .
' 7 - @ z
- z

INSIZE Czech s.r.o.
+ - K á .454/ 5 3 # č 3 34 6 .
!z
- +4 50 7544 500 .5 .
; % : - +4 50 770 8 .48 .8 5
' 7 - @ z z
- z z

INSIZE Mexico
+ - : , . 8 8 5 !)
' ! 37 .40 ;
$) ó :é 2
- +5 5 18 . 84 88. 8 8 . 3
' 7 - @ z 2
- z 2

INSIZE

www.insize.c

Application index of measuring tools (page 933-939)

Distributed by:

https://precishop.hu