



NORTORQUE®




The NorTorque® utilises Norbar's proven mechanism and internal components and incorporates them into a purposeful and attractive torque wrench that will delight a wide range of users from professional mechanics to hobby enthusiasts


- Accurate to $\pm 3\%$ of reading which meets the requirements of ISO 6789-1:2017
- Light and fast adjustment saves operator time and effort
- Micrometer scale applying to the primary torque units (N·m on a dual scale wrench) for simple and error-free setting
- 'Push-through' ratchets allow torque control in both the clockwise and counter-clockwise directions
- Tough ratchets with narrow engagement angles allow for easy positioning of the tool in confined spaces (5° for models up to 200 N·m and 6° for models 300 N·m and above)
- Push/pull lock is fast and intuitive to use and prevents accidental adjustment of the set torque
- Convenient hanger feature for tool storage also aids wrench unlocking and adjustment
- Tethered versions are available for working at height (see page 17)



Left to Right: Torque Handle, Ratchet & Female Torque Handle



Primary Scale



Micrometer Scale

On dual scale wrenches, the micrometer scale refers to the N·m value only



NORTORQUE®




2 RATCHET ADJUSTABLE - DUAL SCALE	
130101*	Model 60, 3/8", 12 - 60 N·m, 10 - 45 lbf·ft
130103	Model 100, 1/2", 20 - 100 N·m, 20 - 80 lbf·ft
130104	Model 200, 1/2", 40 - 200 N·m, 30 - 150 lbf·ft
130105	Model 300, 1/2", 60 - 300 N·m, 45 - 220 lbf·ft
130106	Model 340, 1/2", 60 - 340 N·m, 45 - 250 lbf·ft

* Supplied with 1/2" sq. dr. adaptor
 · Supplied with 3/8" sq. dr. adaptor

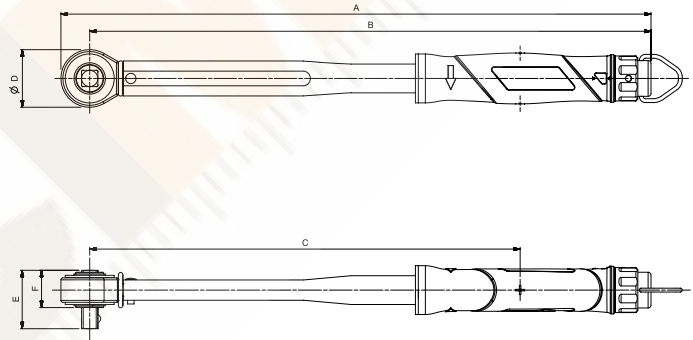
2 TORQUE HANDLE ADJUSTABLE 16 mm SPIGOT - DUAL SCALE	
130141	Model 60, 16 mm spigot, 12 - 60 N·m, 10 - 45 lbf·ft
130142	Model 100, 16 mm spigot, 20 - 100 N·m, 20 - 80 lbf·ft
130143	Model 200, 16 mm spigot, 40 - 200 N·m, 30 - 150 lbf·ft
130144	Model 300, 16 mm spigot, 60 - 300 N·m, 45 - 220 lbf·ft

2 FEMALE TORQUE HANDLE ADJUSTABLE - DUAL SCALE	
130121	Model 60, 9 x 12 mm, 12 - 60 N·m, 10 - 45 lbf·ft
130123	Model 100, 9 x 12 mm, 20 - 100 N·m, 20 - 80 lbf·ft
130125	Model 200, 9 x 12 mm, 40 - 200 N·m, 30 - 150 lbf·ft
130126	Model 200, 14 x 18 mm, 40 - 200 N·m, 30 - 150 lbf·ft
130127	Model 300, 14 x 18 mm, 60 - 300 N·m, 45 - 220 lbf·ft
130128	Model 340, 14 x 18 mm, 60 - 340 N·m, 45 - 250 lbf·ft



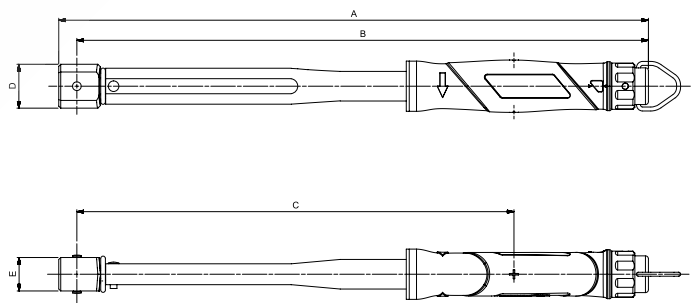
Ratchet Adjustable

Model	NorTorque 60	NorTorque 100	NorTorque 200	NorTorque 300	NorTorque 340	
Part Number	130101	130103	130104	130105	130106	
Dimensions (mm)	A	328	375	459	587	679
	B	310	354	437	562	654
	C	209	252	335	460	552
	ØD	36	42	45	52	52
	E	34	38	45	45	45
	F	21	22	25	25	25
Weight (kg)	0.7	0.8	1.0	1.4	1.6	



Female Torque Handle Adjustable

Model	NorTorque 60 9 x 12 mm	NorTorque 100 9 x 12 mm	NorTorque 200 9 x 12 mm	NorTorque 200 14 x 18 mm	NorTorque 300 14 x 18 mm	NorTorque 340 14 x 18 mm
Part Number	130121	130123	130125	130126	130127	130128
Dimensions (mm)	A	319	360	437	446	566
	B	308	348	426	430	550
	C	206	247	324	329	448
	D	22	22	24	33	36
	E	20	20	20	25	28
Weight (kg)	0.6	0.7	0.8	0.9	1.2	1.3



Torque Handle Adjustable 16 mm Spigot

Model	NorTorque 60	NorTorque 100	NorTorque 200	NorTorque 300
Part Number	130141	130142	130143	130144
Dimensions (mm)	A	317	357	439
	B	310	350	433
	C	208	248	331
	ØD	16	16	16
Weight (kg)	0.6	0.7	0.8	1.1

